

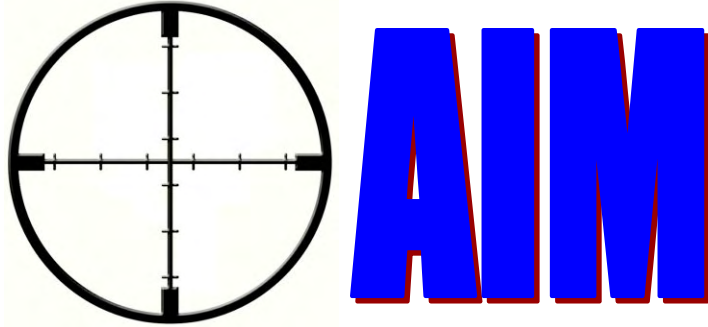
Spokane Police Department
Accountability Information Management

Monthly Report
For
December 2009



SERVICE PRIDE DEDICATION





Spokane Police Department
Accountability Information Management

Contents:

Monthly Performance Metrics & Analysis
Department Business Practices & Statistical Analysis

Crime and Neighborhood Issues
Weekly Crime Trends
Department Response

Personnel Management
I.A. Reports
Unit Staffing and In-Field Time

Budget Oversight
Overtime Bank
Department Spending


E.L.I. Team Reports

Appendix A
Unit Metrics



SERVICE PRIDE DEDICATION





Spokane Police Department
Accountability Information Management

Monthly Performance Metrics & Analysis

Department Business Practices &
Statistical Analysis



SERVICE PRIDE DEDICATION

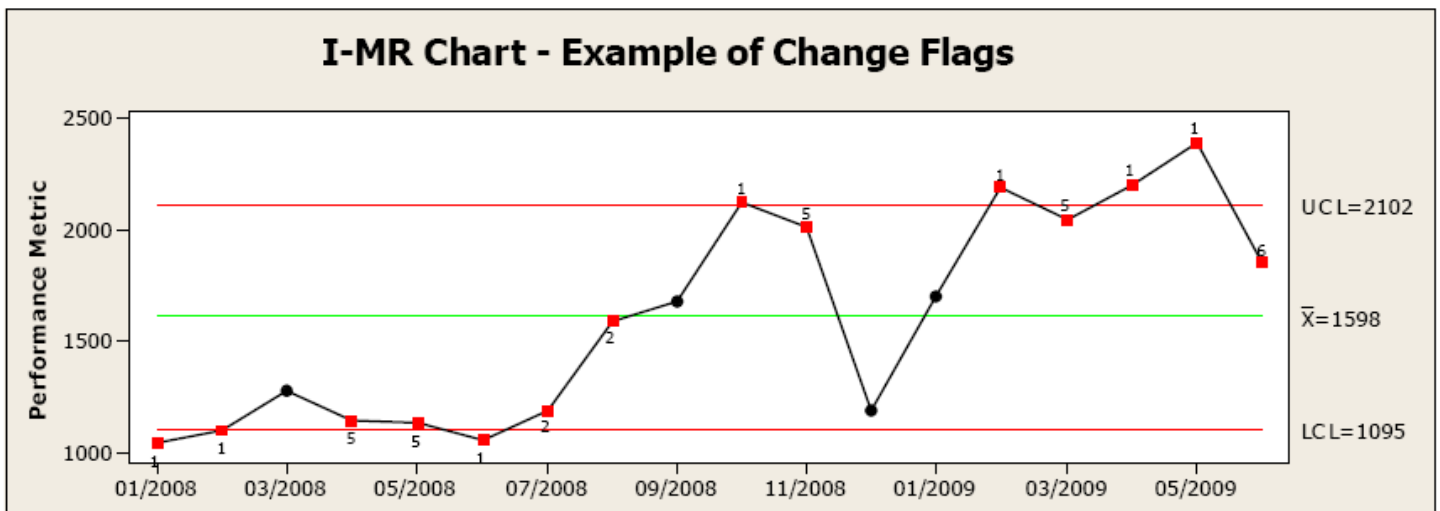


AIM Statistical Analysis for December 2009

Every month, the performance metrics for the various units of SPD will be analyzed to determine if there has been any statistical change in performance. This analysis will be conducted using software¹; if a unit's metrics show no change, it will simply be noted there was no change. However, if a change was noted, the graph will be attached along with a brief description of the metric in question. If a reason for the change is known, it will be noted. If the reason for change is unknown, further follow-up will be needed; results of that follow-up will be published the following month.

Analysis Interpretation

The statistical software uses graphs to indicate when a statistical change has occurred. It flags that change with a red box and a corresponding number. Please use the following graph as reference for a translation of the various numbers and what they mean.



The green line indicates the average over the time frame displayed for the data set being measured. The two red lines represent three standard deviations both below and above the average. It is normal to have fluctuation over time; in general, a single data point within three standard deviations would be considered normal change (unless otherwise indicated).

Please reference the following for an explanation of what the different numbered flags represent:

1. One data point over three standard deviations from the average;
2. Seven data points in a row on one side of average (over or under);
3. Six data points in a row, either increasing or decreasing;
4. Fourteen data points, alternating up and down;
5. Two out of three data points in a row are above/below two standard deviations from average;
6. Four out of five data points in a row are above/below one standard deviation from average;
7. Fifteen data points in a row within one standard deviation from average;
8. Eight data points in a row above/below one standard deviation from average.

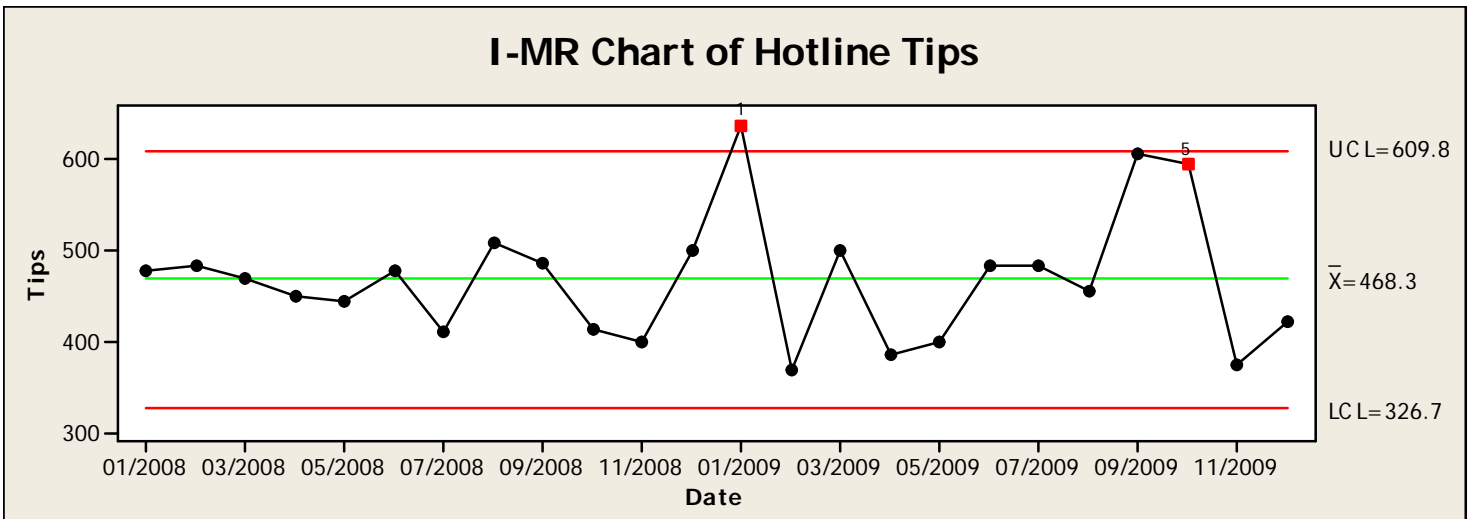
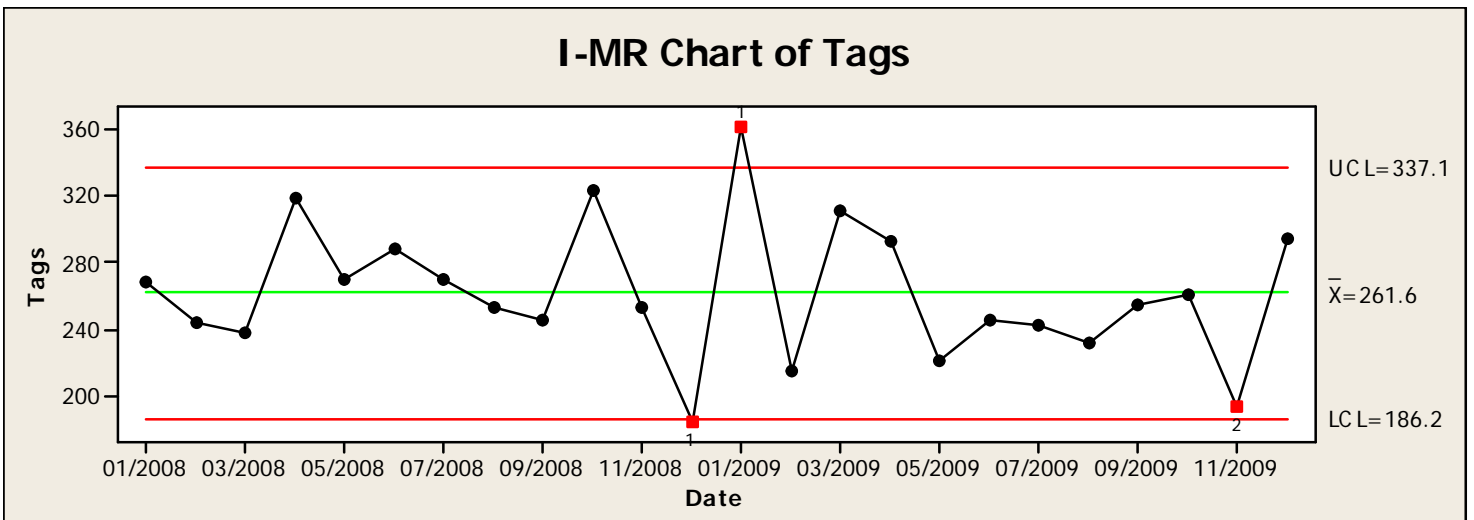
¹ Minitab

AIM Statistical Analysis for December 2009

Operations Bureau

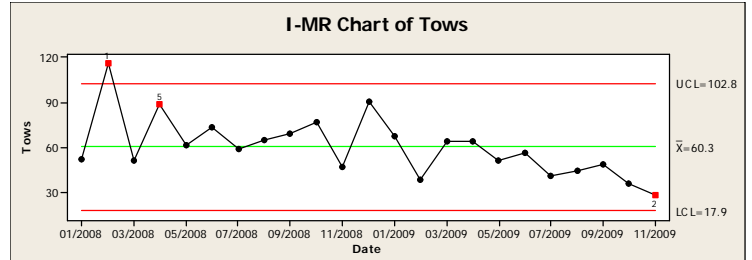
Abandoned Auto

Two performance measures for this unit have statistical anomalies due to December's data: *Tags* and *Hotline Tips*. The *Tags* analysis reveals below average performance from May-November 2009. This is directly correlated to the *Tows* data described on the following page; additional explanation is not needed. The *Hotline Tips* analysis revealed that September and October were both two standard deviations above average. During these two months the Abandoned Auto unit tracked complaints from the City of Spokane Street Department as well. However, a decision was made to return to previous business practices. No further explanation is needed for this performance metric.



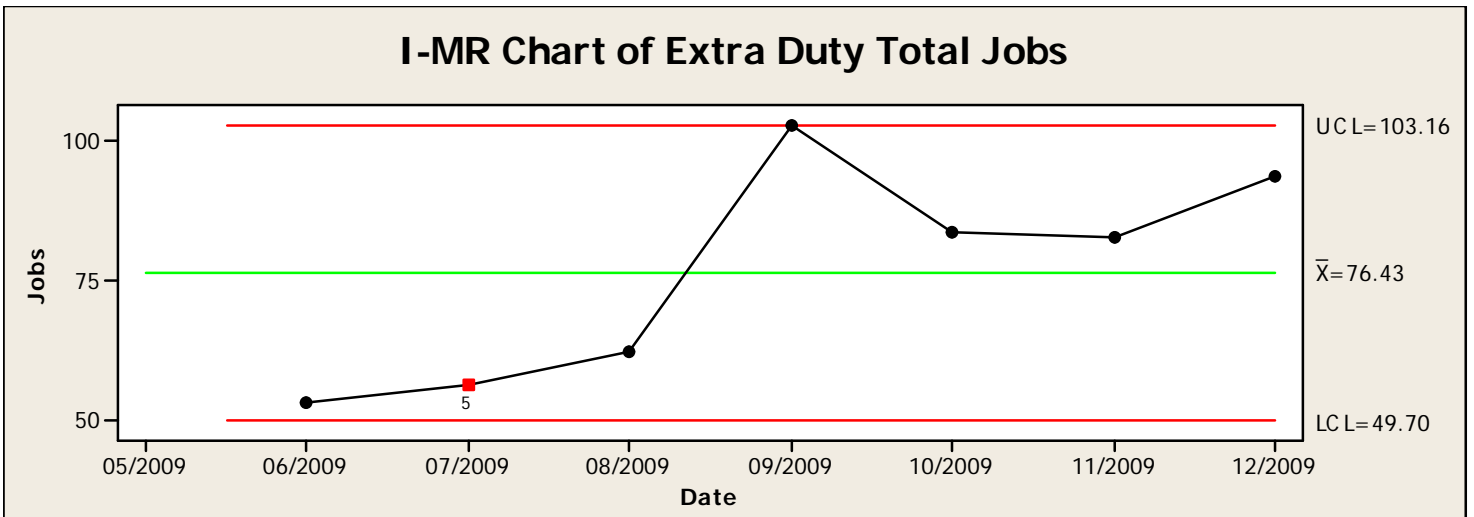
AIM Statistical Analysis for December 2009

Follow-up from November on *Tows* (see graph to the right) revealed that there was an above average leave of absence in this two-person unit due to military leave. Therefore, there was less manpower present to conduct tows and tags (see previous page for corresponding graph on *Tags* performance). Performance is expected to return to average.



Community & Volunteer Services

The *Special Events OT* metric did register statistical changes for this unit, but as was explained in a prior AIM report, Special Events requiring overtime varies throughout the year, with winter typically being lower than spring and summer. As such, until a full year's worth of baseline data can be established, further analysis is not warranted. The *Extra Duty Total Jobs* performance metric analysis revealed June and July 2009 data was at least two standard deviations below average. However, since these were the first two months data was collected, further explanation is not needed due to the lack of sufficient historical baseline data. Analysis may be warranted in the future, however.



No follow-up from prior month.

Dignitary Protection

No change in performance metrics.

No follow-up from prior month.

Downtown Bike Patrol

No change in performance metrics – Downtown Bike Patrol program is suspended for winter.

AIM Statistical Analysis for December 2009

No follow-up from prior month.

Downtown Neighborhood Resource Officer

Only six months of baseline data has been established for this unit; valuable analysis requires more than this to eliminate “false positives” of statistical anomalies. If these anomalies still exist after baseline data is established, the data will be reviewed at that time for explanations.

No follow-up from prior month.

Explosive Disposal Unit

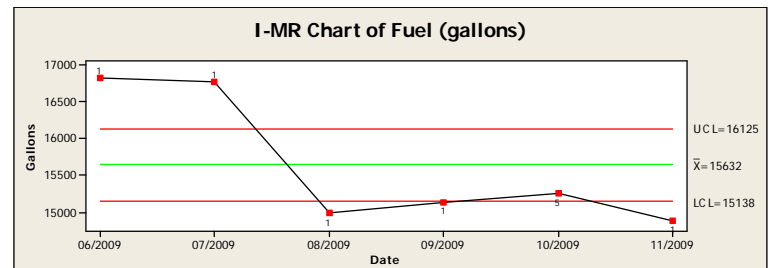
No change in performance metrics.

No follow-up from prior month.

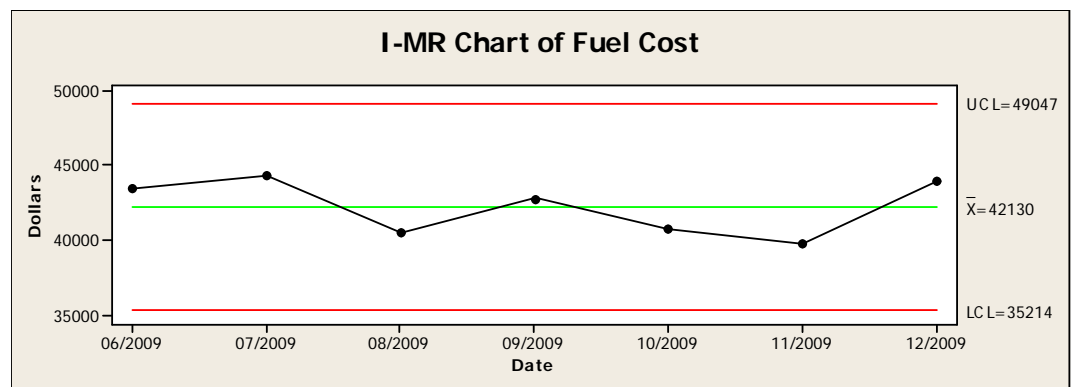
Fleet

No change in performance metrics.

Follow-up from November for the *Fuel* performance metric (see graph to right) revealed no known reason for the statistical anomalies. High usage in June and July could be contributed to air-conditioning use; however, the data from August should not have dropped as much if that were the sole cause.



A review of the *Fuel Cost* data for this same time frame (see graph to right) reveals that the total cost for fuel has remained consistent. Though price per gallon does vary, it would still be expected that



as usage dropped below statistical average, so would the cost of fuel. Instead, cost has remained at average, as the graph demonstrates. Therefore, further follow-up must be conducted to determine if this is an error in capturing the data or if the anomaly is due to another reason.

AIM Statistical Analysis for December 2009

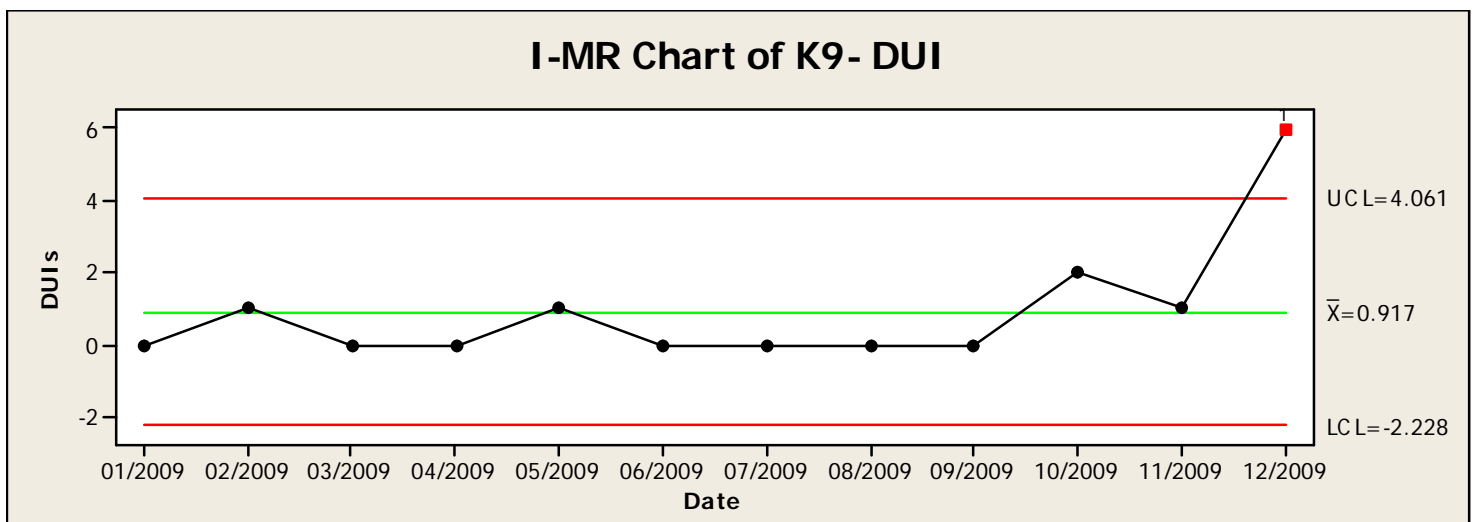
Hostage Negotiation Team

No change in performance metrics.

No follow-up from prior month.

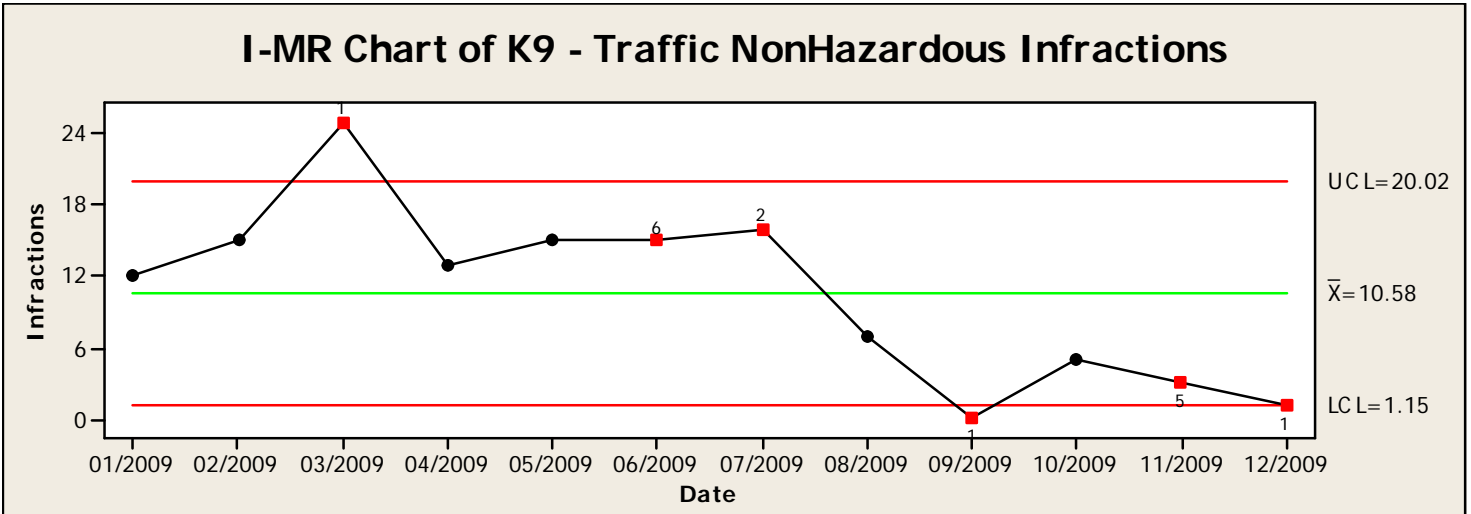
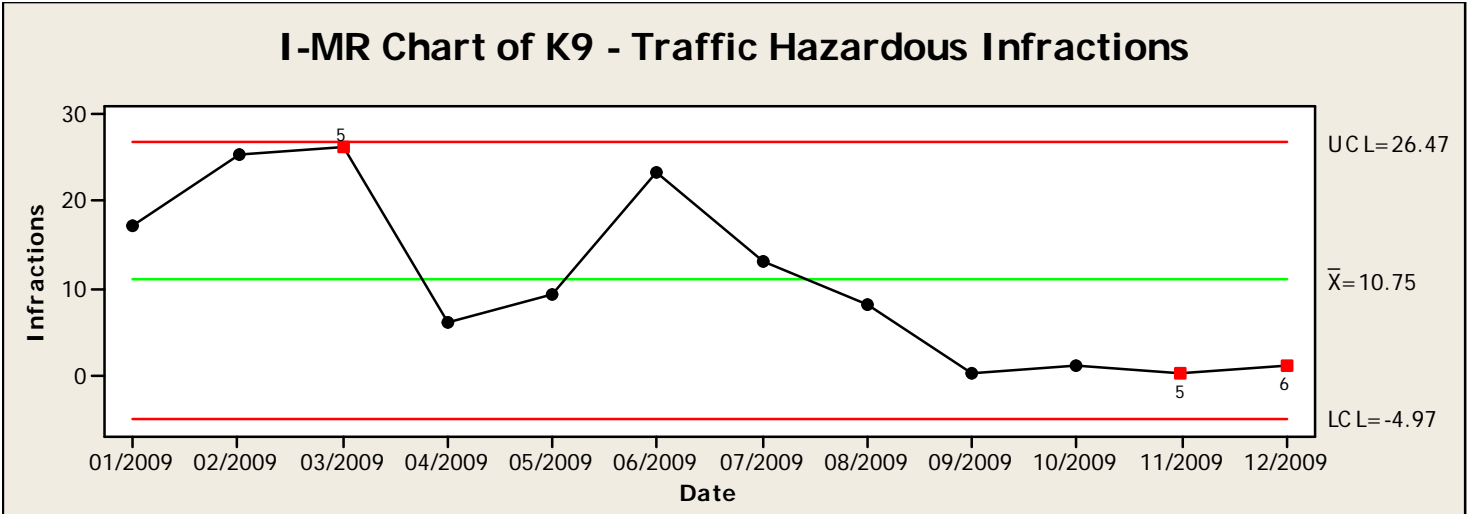
K9

Three performance metrics for K9 displayed statistical anomalies. The first was for *DUI*, which was three standard deviations above average for December 2009. However, the average DUI arrest for this unit is less than one per month as responding to these types of calls are not their primary assignment. While December's count of six is therefore well above average, further explanation is not needed for this occurrence.

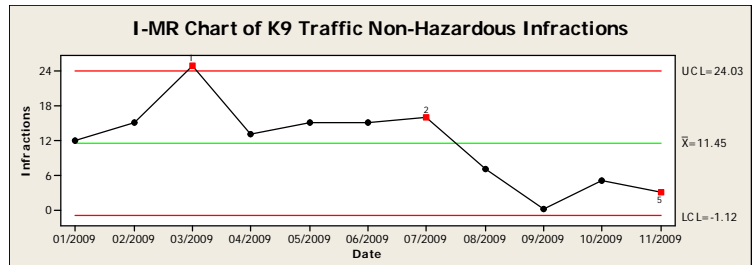


The next two performance metrics are related and will be examined together: *Traffic Hazardous Infractions* and *Traffic Non-Hazardous Infractions* (see following page). *Traffic Hazardous Infractions* analysis reveals that September through December 2009 are at least two standard deviations below average. *Traffic Non-Hazardous Infractions* was also examined last month; December's data shows a further decline, with infractions being three standard deviations below average. The reason for this below average data is that two of the K9 officers are instructors for the Basic Patrol Dog Handler School, which is a regional school for K9 certification and was in session from October through January. This combined with staffing shortages due to training new canines through November explains the decrease in self-initiated activity to include traffic stops for this unit. As traffic enforcement is not K9's primary responsibility, further explanation is not needed.

AIM Statistical Analysis for December 2009



Follow-up from last month regarding *Traffic Non-Hazardous Infractions* (see graph to right) has been explained on previous page; due to temporary instructing assignments for two of seven handlers, self-initiated activity will be below average through January. Analysis will resume in March to determine if activity has returned to average.

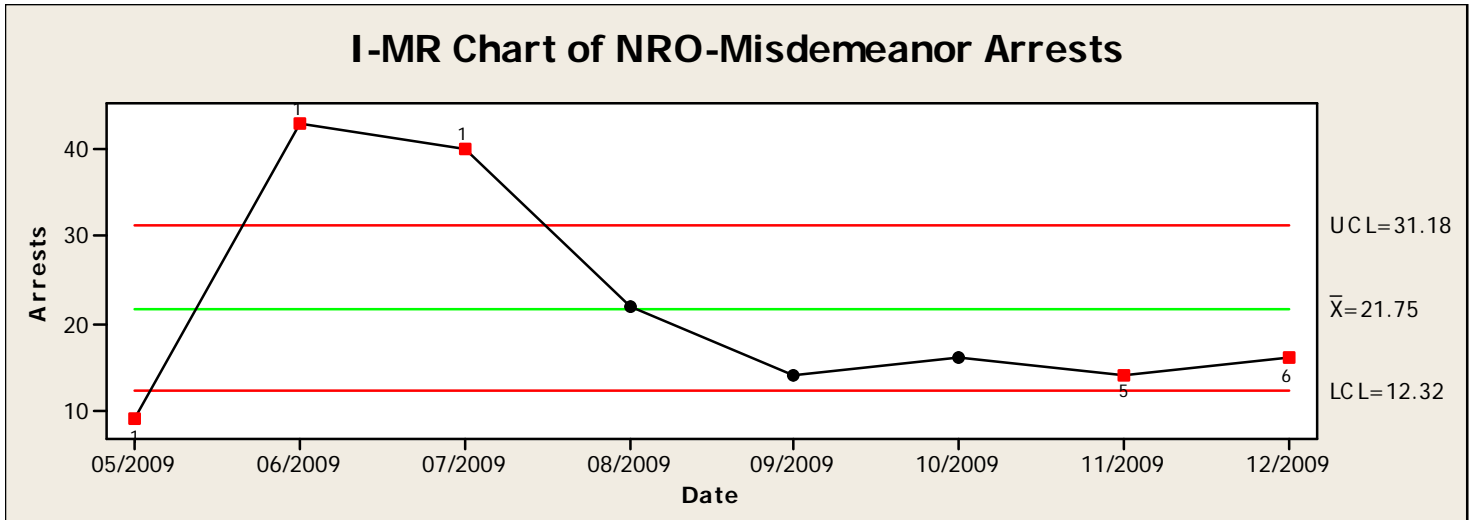


Neighborhood Resource Officer

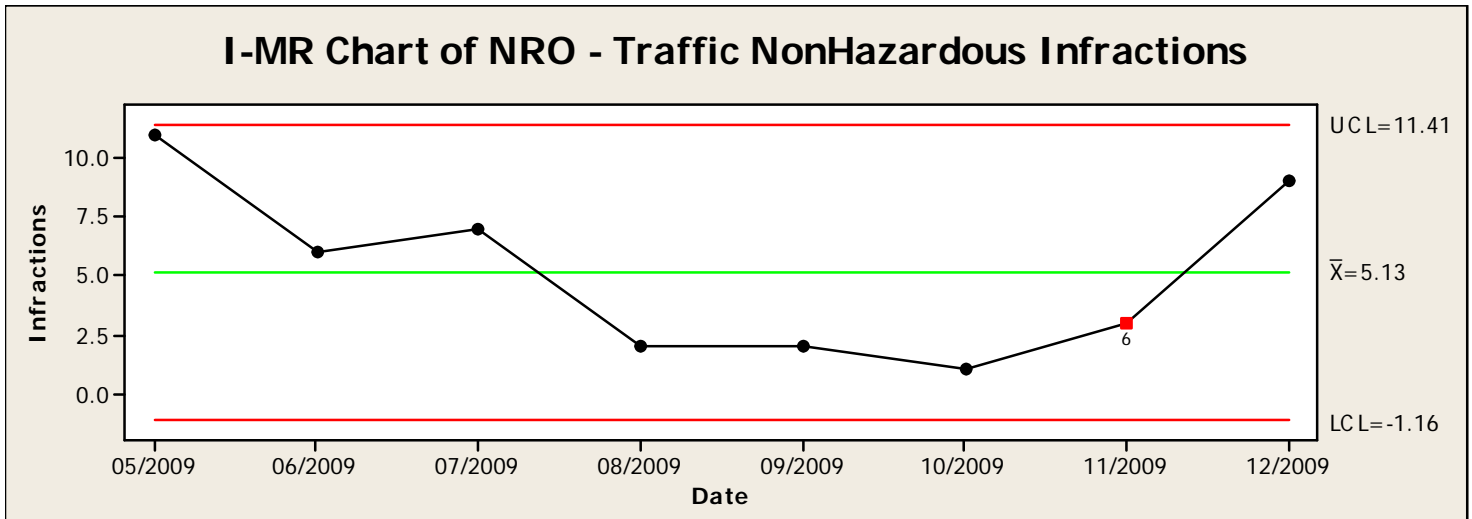
Both *Misdemeanor Arrests* and *Traffic Non-Hazardous Infractions* show statistical variations from this unit. *Misdemeanor Arrests* (see following page) indicate September-December 2009 data was at least one standard deviation below average; this data thereby affected June and July data, causing those months to appear three standard deviations above average. This decline is

AIM Statistical Analysis for December 2009

most likely due to absence in the NRO unit from August through November. Further explanation is not warranted at this time.



The data for *Traffic Non-Hazardous Infractions* also indicates August to November 2009 data was at least one standard deviation below average. As with Misdemeanor Arrests, absence in the unit most likely contributed to this decline. No further explanation is necessary.



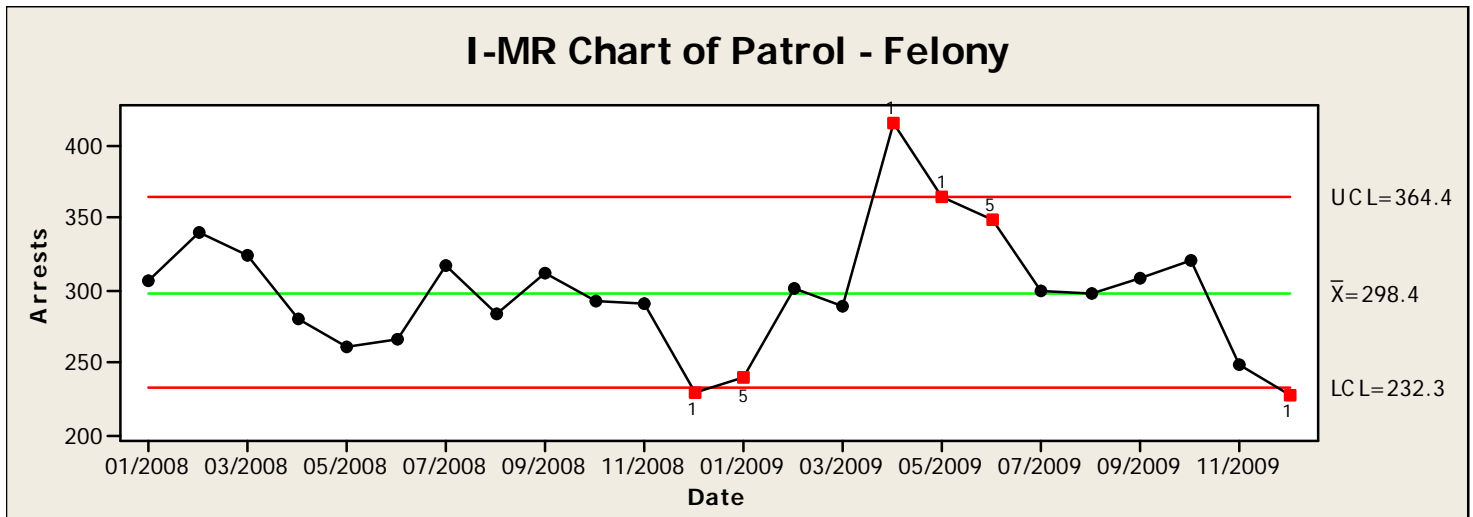
No follow-up from prior month.

Patrol

Three performance metrics for Patrol showed anomalies for this month's analysis. *Felony Arrests* (see following page) were three standard deviations below average for December. This performance metric has been under analysis since the September 2009 report due to the statistical anomalies in the spring, April specifically. An analysis revealed inconsistencies between teams, with some correlating precisely with felony arrest reports and others differing significantly from

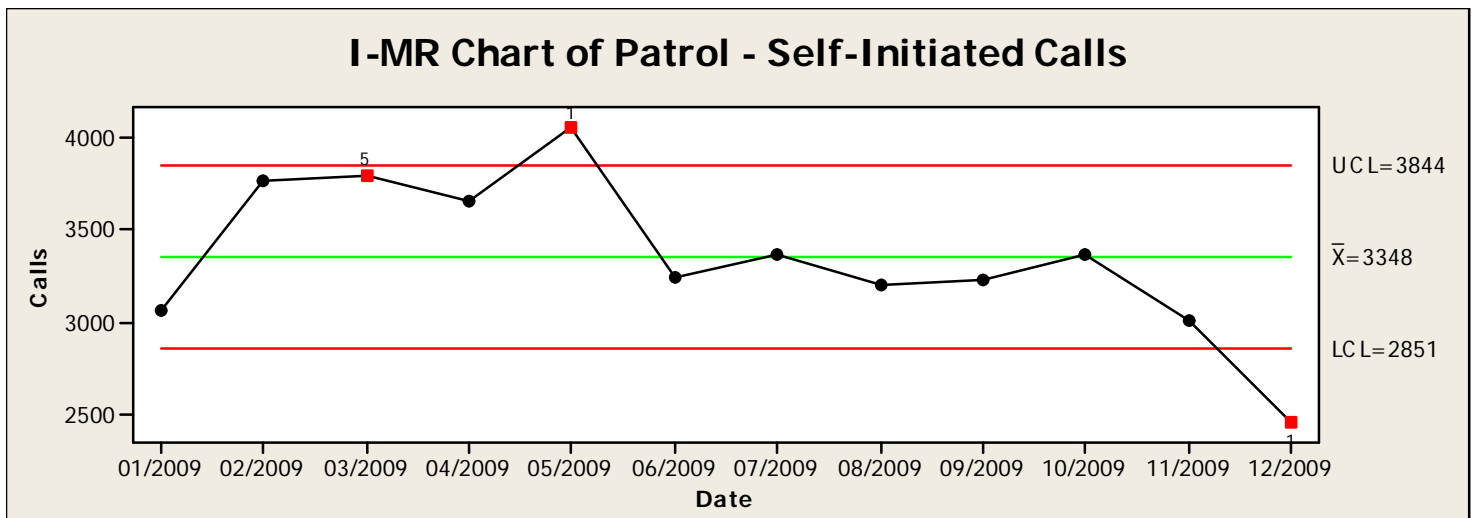
AIM Statistical Analysis for December 2009

the reports. The variation for this performance metric is most likely due to training issues regarding tracking felony arrests: should only the arresting officer report metric or do all officers involved in arrest report? Training on correction tabulation should address these discrepancies.

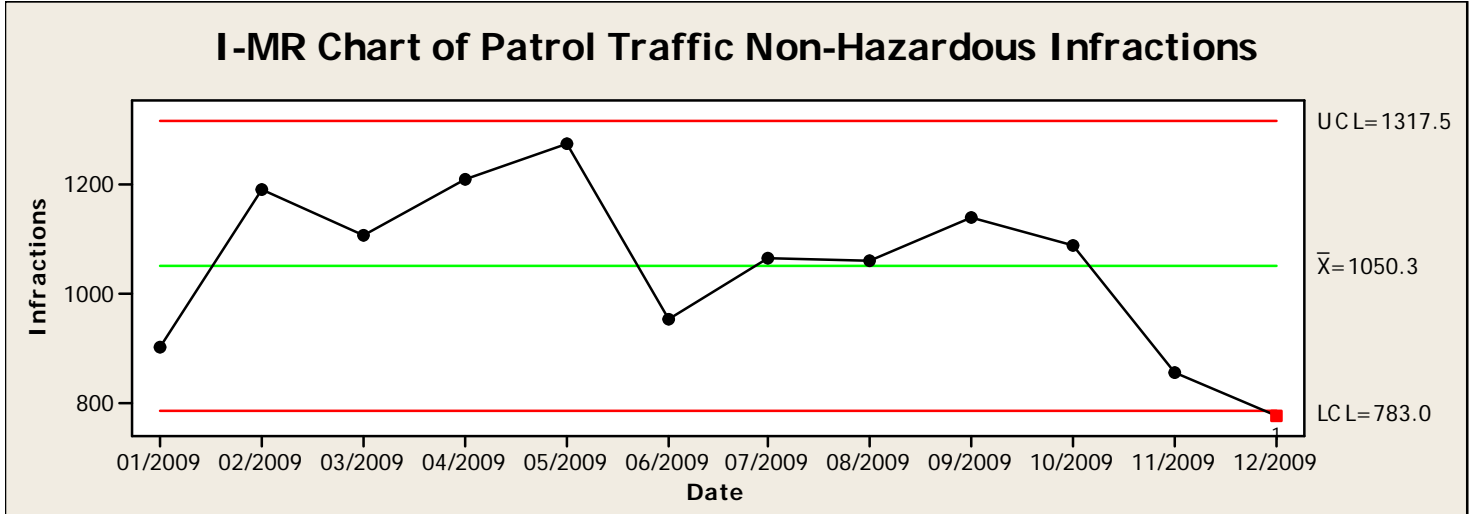


The *Self-Initiated Calls* and *Traffic Non-Hazardous Infractions* are related and will be addressed together (traffic stops compose a majority of self-initiated activity). Both are three standard deviations below average for the month of December. This below average performance is most likely influenced by the weather and two high profile incidents. First, though December was relatively mild in terms of snow, there were several days with icy, slick conditions. Patrol cars no longer use studded snow tires and as such, pursuing traffic violations are not worth the risk of injury or damage in these conditions.

The second influencing factor on self-initiated activity in December was two separate high profile cases regarding shootings and SWAT/K9 searches for the suspects. A perimeter must be established when conducting suspect searches and this requires resources; officers still respond to priority calls, but self-initiated activity is sacrificed during this time. Additionally, a shooting scene must be secured until the evidence and scene have been properly investigated. This also requires resources to maintain which again prevents self-initiated activity since available resources must respond to priority calls. No further explanation is required.



AIM Statistical Analysis for December 2009



No follow-up from prior month.

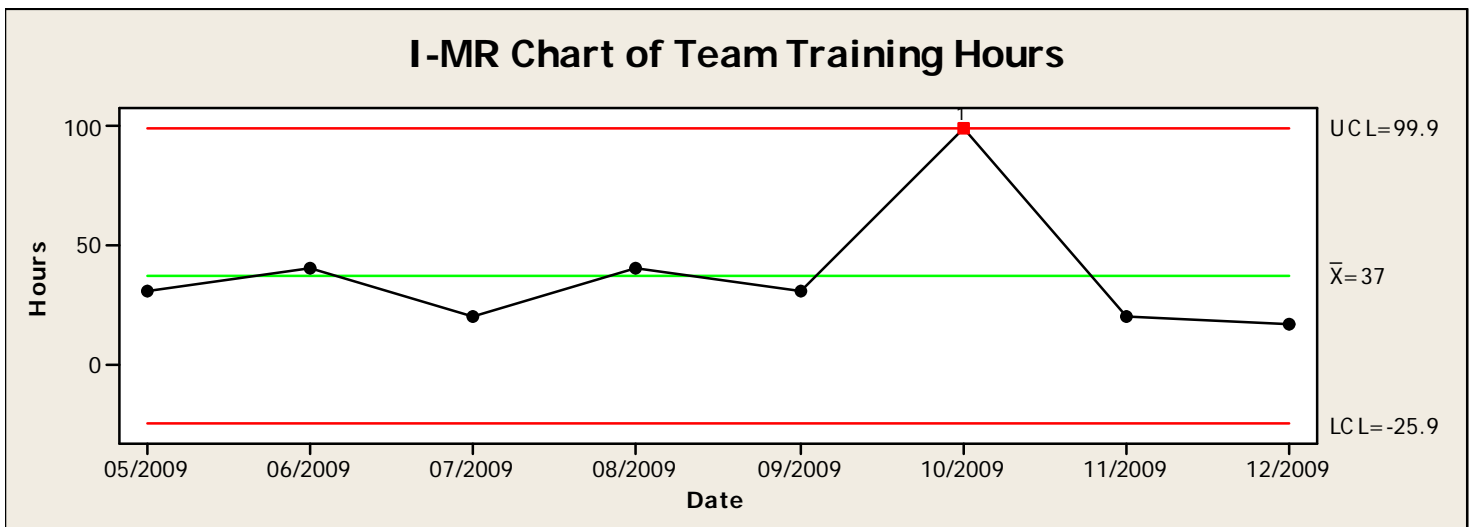
Photo Red

No change in performance metrics. Analysis of citations at Sprague and Browne continues to show average data for the period starting in September; however, the May-August data also remained consistent, but was markedly lower than current data. As discussed in a prior AIM report, until another season of summer data is available, it is unknown if this is typical for this intersection. However, Operations Analysis will review the available data for this intersection to determine if there were other changes in driver behavior that may have caused this change.

No follow-up from prior month.

SWAT

The *Team Training Hours* for SWAT shows that October was three standard deviations above average. This is due to SWAT “Hell Week,” which is an annual, weeklong training event where all members of SWAT train together. No further explanation is necessary.



AIM Statistical Analysis for December 2009

No follow-up from prior month.

TAC

No change in performance metrics.

No follow-up from prior month.

Traffic

No change in performance metrics.

No follow-up from prior month.

Operations Support Bureau

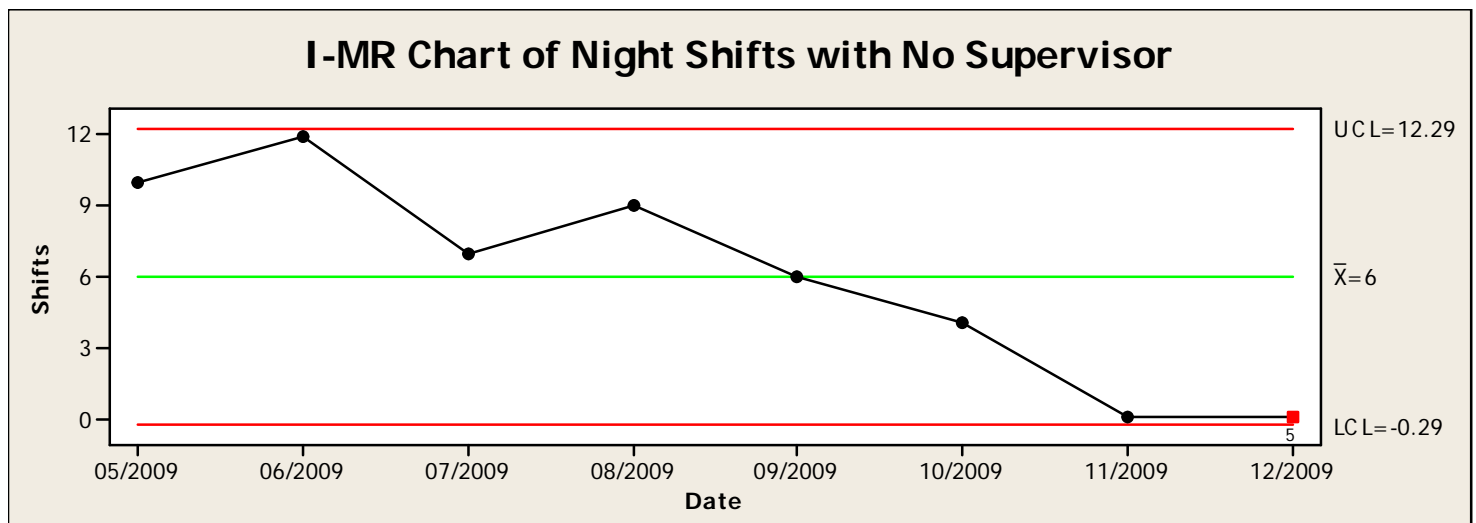
Child Abuse Unit

No change in performance metrics.

No follow-up from prior month.

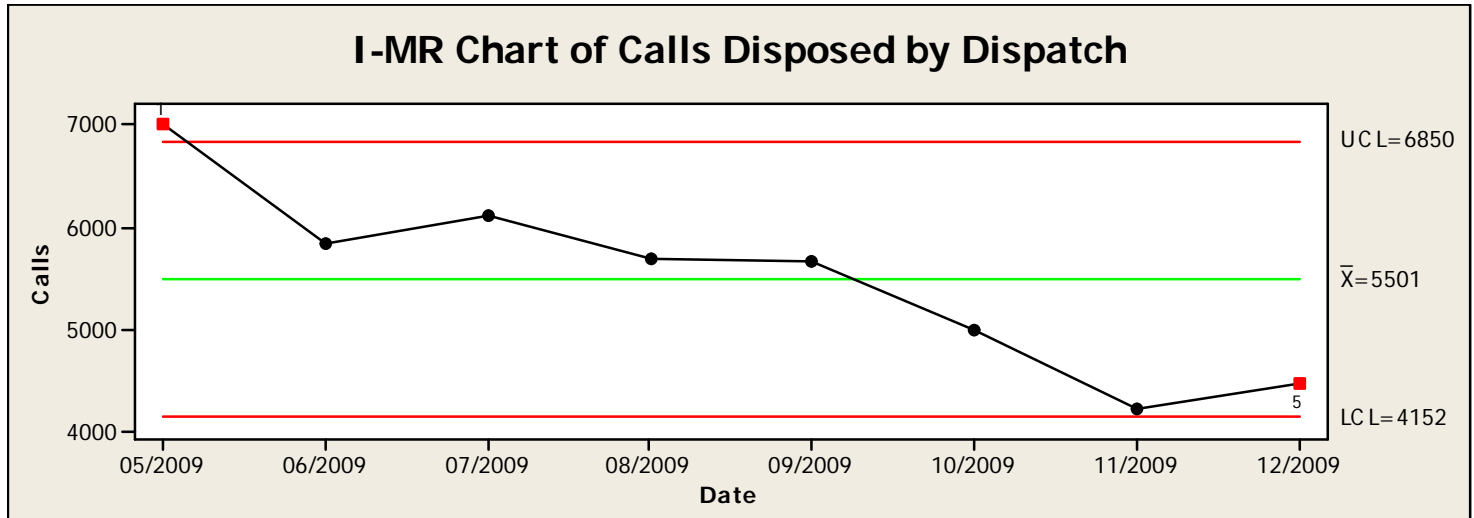
Communications Center

Two performance metrics for Communications revealed statistical anomalies during analysis. First, *Night Shifts with No Supervisor* analysis reveals November and December 2009 data are at least two standard deviations below average. This was due to two months in a row with full supervisor staffing for night shifts. This was most likely accomplished through use of overtime; confirmation is needed.



AIM Statistical Analysis for December 2009

Calls Disposed by Dispatch also shows two statistical anomalies. First, the November and December 2009 data is at least two standard deviations below average. This may partially be influenced by the May 2009 data being three standard deviations above average. However, visually there does appear to be a steady decline in the number of calls² disposed by dispatchers. These are calls that Dispatch handles without sending an officer to respond. [Further explanation is needed.](#)



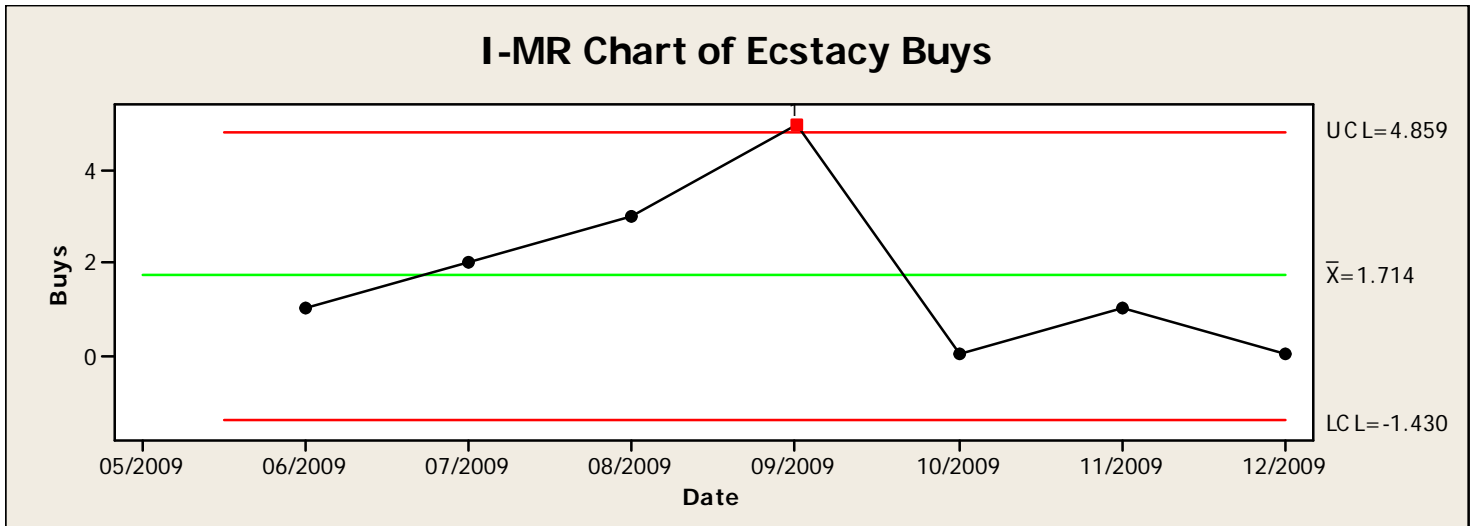
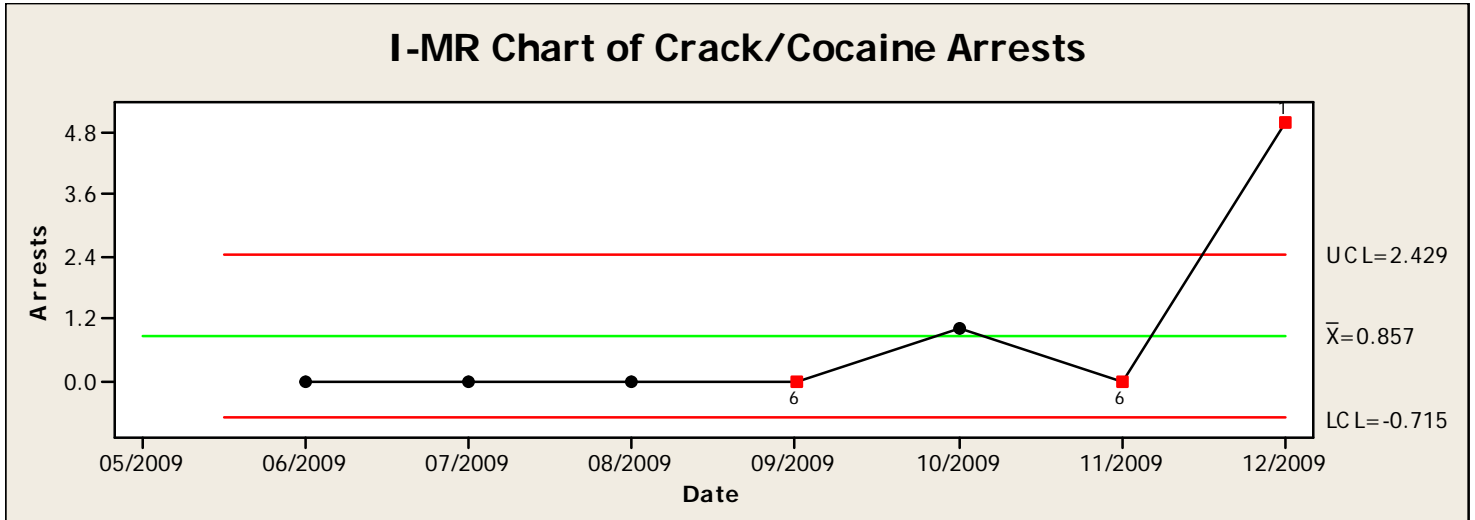
Review of the *Calls Generated from Crime Check* metric from the October report revealed this was a metric provided by the Communication Center regarding the number of reports written by Crime Check, not calls referred from Crime Check. Therefore, these are calls that did not go to dispatchers and hence, should not be reviewed in AIM. This category has been deleted from the Communications Center's metrics. [Follow-up is needed for *Night Shifts with No Supervisor* and *Calls Disposed by Dispatch*.](#)

Gang Enforcement Team

Two performance metrics with statistical anomalies are *Crack/Cocaine Arrests* and *Ecstasy Buys* (see following page). The *Crack/Cocaine Arrests* was three standard deviations above average for December 2009. This was most likely due to a significant case; this unit is proactive in nature and arrests are typically weeks to months in the making. Likewise, *Ecstasy Buys* were three standard deviations above average for September 2009. This was most likely due to a focus on ecstasy that month in regards to a specific case. Furthermore, less than a year of historical baseline has been established for both these categories. For these reasons, further explanation is not needed.

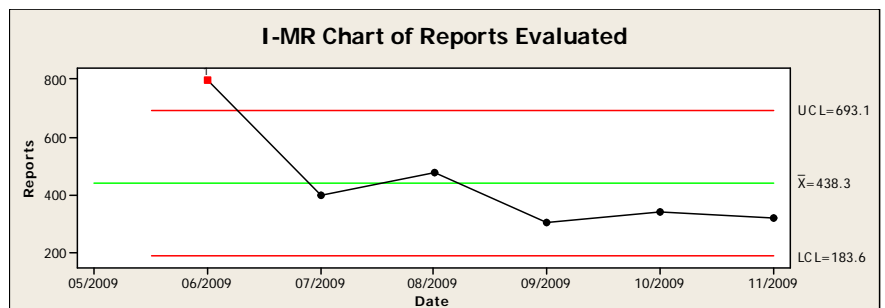
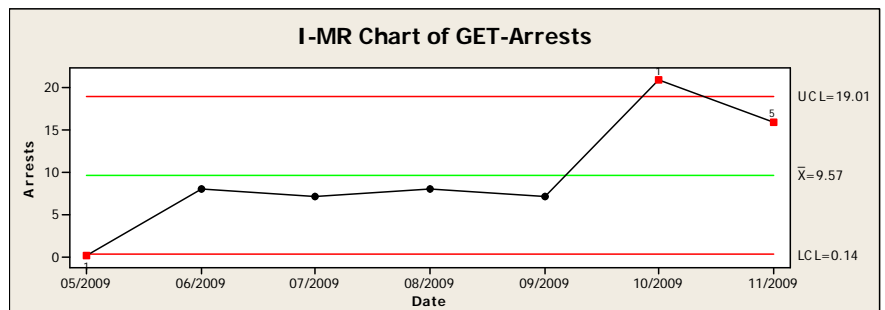
² Includes CAD dispositions 5D, 12D, 13D, 14D, CAN, and DUP.

AIM Statistical Analysis for December 2009



Follow-up from November on *Arrests* (see graph to right) revealed that a warrant sweep was conducted by the Gang unit in October, which most likely contributed to the above average arrests for that month. Also, as previously noted, with proactive units when cases are resolved the fruit of several weeks of labor can result in a large payoff, to include multiple arrests. This likely influenced November's data.

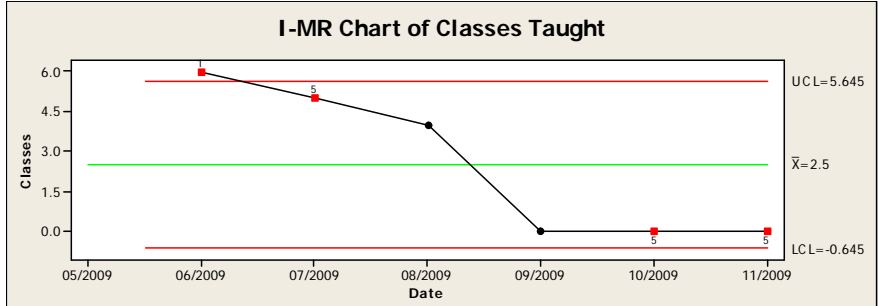
Reports Evaluated (graph at right) follow-up revealed GET was focused



AIM Statistical Analysis for December 2009

on reviewing a backlog of reports for gang information in June 2009. The backlog is now eliminated.

The final metric from November, *Classes Taught* (graph at right) is influenced by the lack of sufficient historical baseline data. This unit teaches classes as requested; requests are often sporadic in nature and though appear to be below average in the fall, in reality, it is possible summer was unusually high. We will continue to monitor this metric.



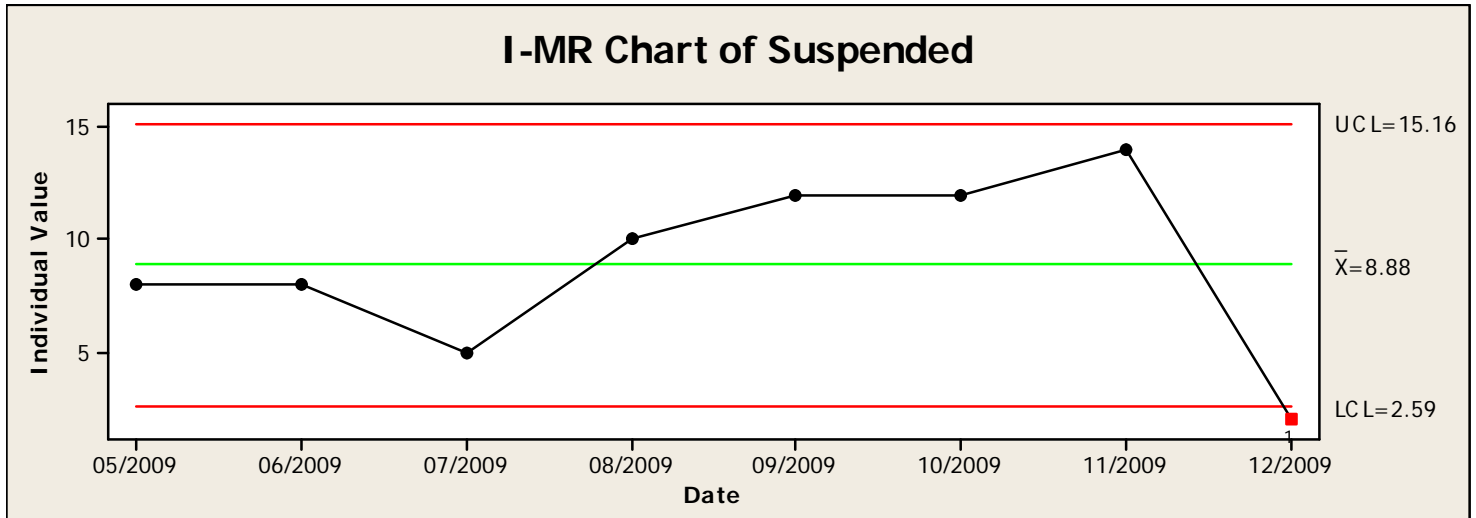
Major Crimes

No change in performance metrics.

No follow-up from prior month.

Property Crimes and DV

The analysis of *Suspended* cases shows the December 2009 data was three standard deviations below average. This was most likely due to case management software issues combined with vacation time in this unit. As described in previous AIM reports, date capture information for cases is based on the date the information was entered, not the date of the case. Therefore, if case data was not being entered due to absence by support staff, the data will appear low. No further explanation is needed.



No follow-up from prior month.

AIM Statistical Analysis for December 2009

Property Room

No change in performance metrics.

No follow-up from prior month.

Sexual Assault Unit

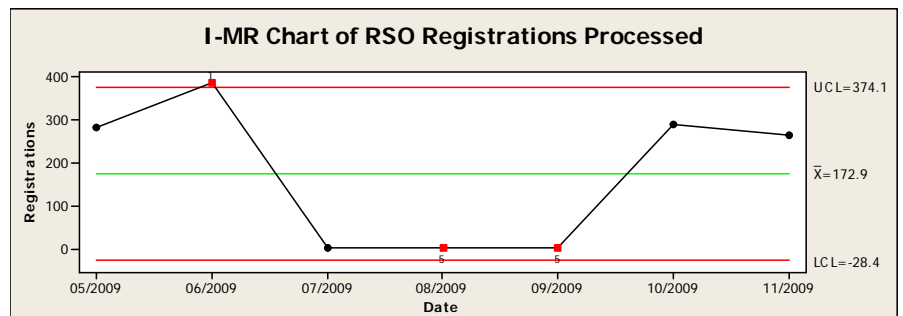
No change in performance metrics.

No follow-up from prior month.

Sexual Exploitation Unit

No change in performance metrics.

Follow-up on *RSO Registrations Processed* (see graph to right) revealed there was a discrepancy in the manner in which the data was being reported from this unit. Changes were made to more adequately capture the work from this unit. However, RSO registrations were processed during the summer, but unfortunately, that data is not available for reporting.



Special Investigations Unit

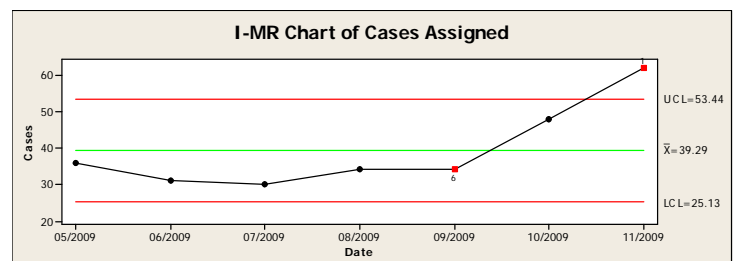
No change in performance metrics.

No follow-up from prior month.

Targeted Crimes and Fraud

No change in performance metrics.

Follow-up on the *Cases Assigned* metric from the November 2009 report (see graph to right) revealed that the anomaly in large part appears to be due to the lack of historical baseline data. Due to large caseloads for the fraud detectives, fewer cases were assigned in the summer months to allow them the opportunity to resolve their current caseload. A more typical assignment rate is currently in effect.



AIM Statistical Analysis for December 2009

Admin Bureau

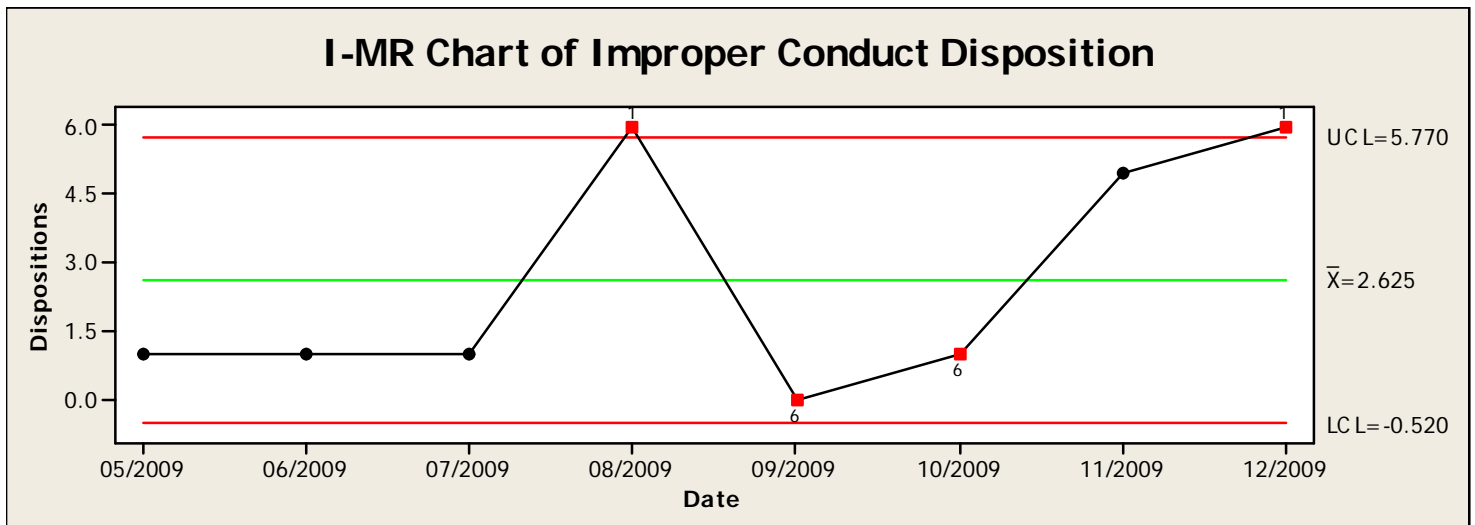
False Alarm

No change in performance metrics.

No follow-up from prior month.

Internal Affairs

The *Improper Conduction Disposition* analysis indicates that December 2009 was three standard deviations above average. As addressed in previous AIM reports, IA investigations vary and one incident may have one to several dispositions. This is further complicated by the lack of sufficient historical baseline data for analysis. No further explanation is needed at this time.



No follow-up from prior month.

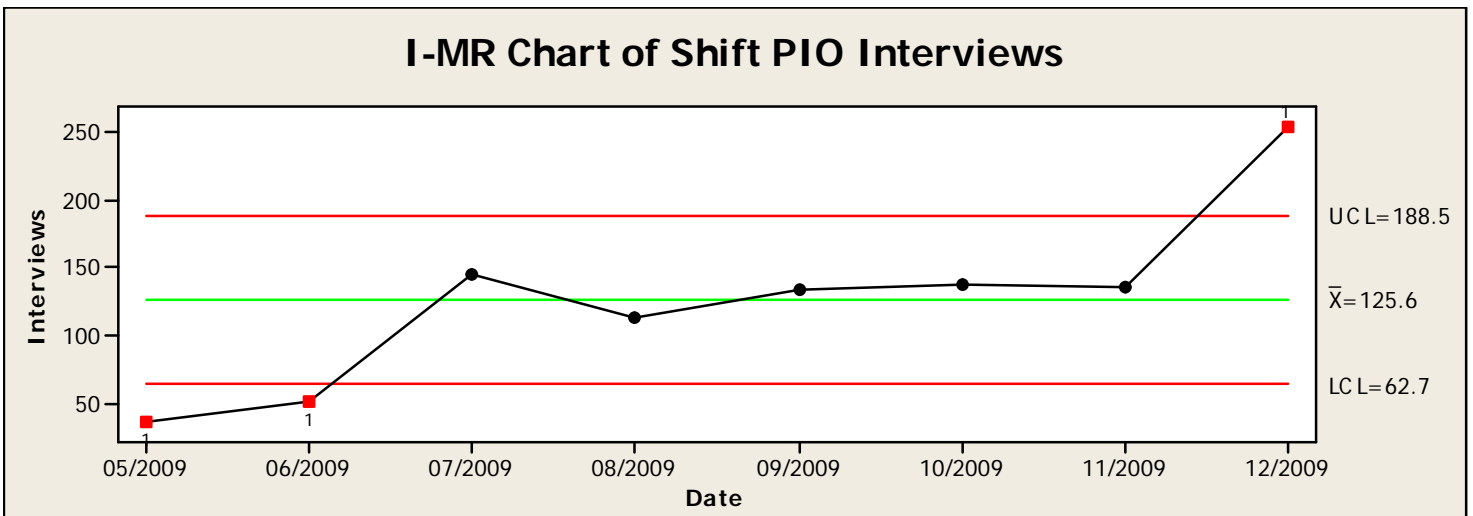
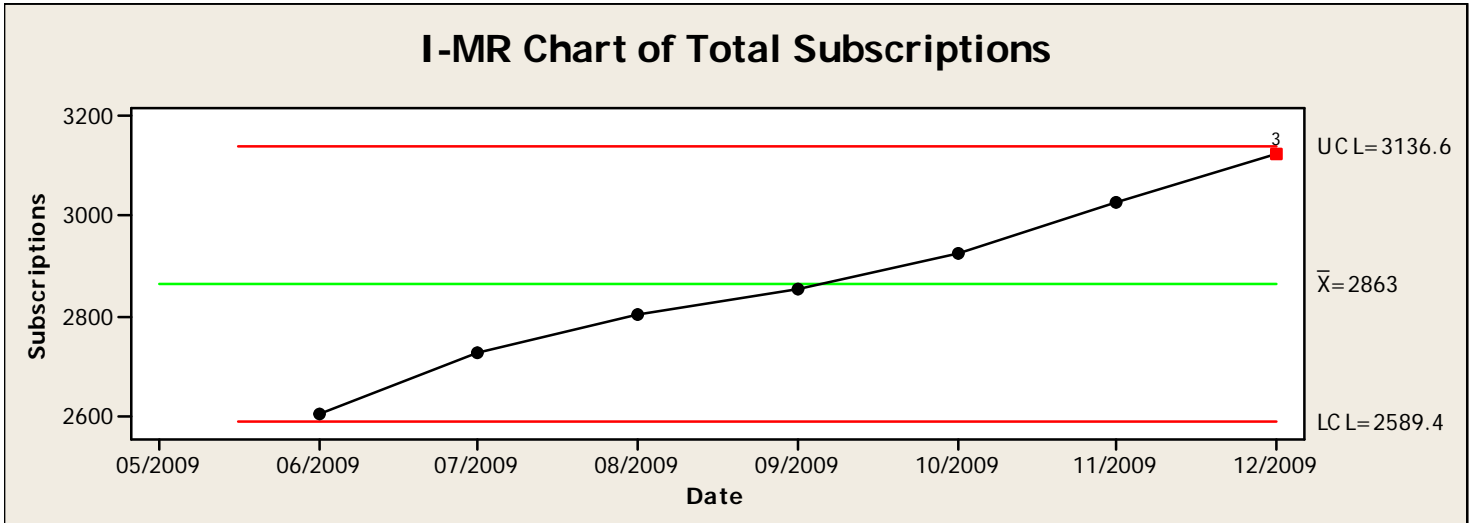
Public Information Office

Three performance metrics for PIO showed statistical anomalies for December 2009. First was *Total Subscriptions* (see following page) which reveals that the data has been steadily increasing since June 2009. This is the type of performance desired for this metric as it indicates continued interest in SPD and the eLert program. A decline would warrant further investigation, but since this is not the case, no further explanation is needed.

The *Shift PIO Interviews* (see second graph on following page) analysis reveals that December was three standard deviations above average. This was due to a change in business practice by the PIOs to include both media interviews and media contacts for this category. This was due to an increasing level of requests from the media to the shift PIOs. In order to more adequately

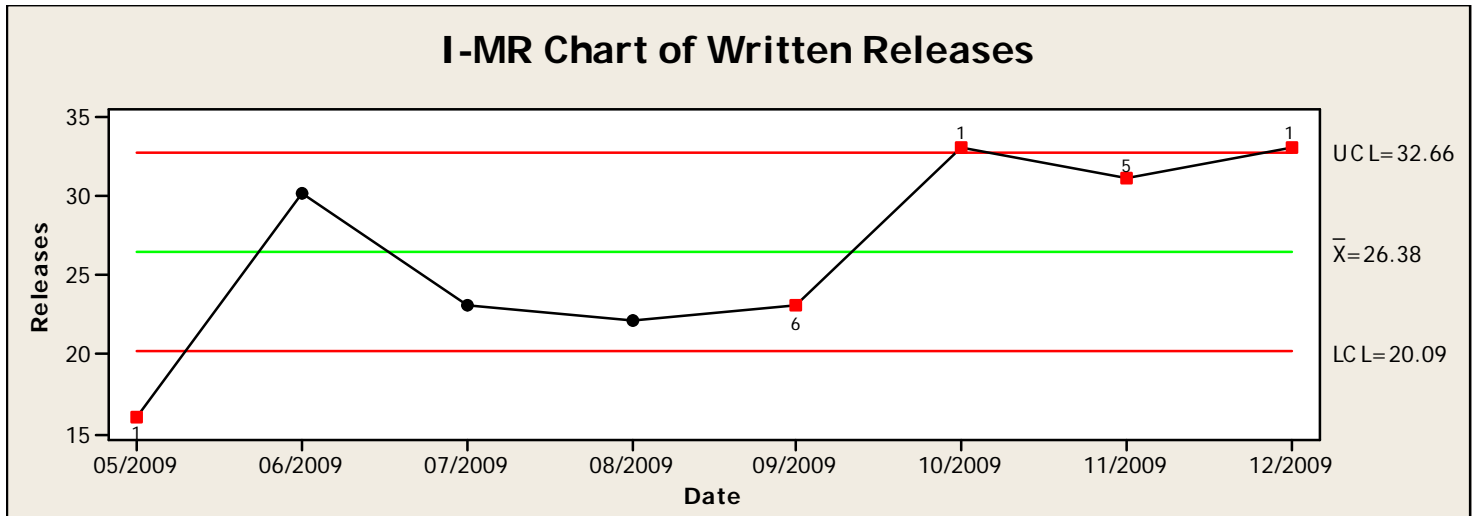
AIM Statistical Analysis for December 2009

address media needs, the contacts were added. Until a new baseline can be established, analysis of this metric will not be performed for several months.



The final metric for PIO with statistical anomalies is *Written Releases* (see following page) which reveals the October-December 2009 data were all statistically above average. This is most likely due to several high profile cases during these months that generated several releases each as new information was generated. This may also be appearing as an anomaly due to the lack of sufficient historical baseline data. Further explanation is not warranted at this time.

AIM Statistical Analysis for December 2009

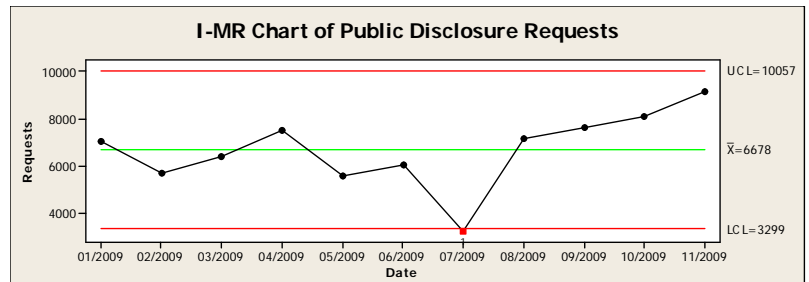


No follow-up from prior month.

Records

No change in performance metrics.

Follow-up from last month on the *Public Disclosure Requests* metric revealed two issues (see graph to right). First, this metric indicated the number of public disclosure requests processed by Records, not requests received (it is also worth noting this metric measures pages, not requests as the graph is labeled). Second, the reason for July's below average performance was due to the loss of two employees who processed these requests. As such, in subsequent months, the data continues to show steady increase as Records cross-trained new employees and began eliminating the back-log. As of December, new analysis revealed that requests processed were actually above average. This focus has led to almost the complete elimination of the back-log of public disclosure requests.



Skill Center


No change in performance metrics.

No follow-up from prior month.

Training

No change in performance metrics.

No follow-up from prior month.



Spokane Police Department
Accountability Information Management

Crime and Neighborhood Issues

Weekly Crime Trends
Department Response



SERVICE PRIDE DEDICATION



Spokane Police Department Accountability Information Management

Weekly Crime Trends



SERVICE PRIDE DEDICATION



Weekly A.I.M. Crime Statistics

Reliability	Crime Type	Week: 12/1/09-12/7/09	Previous 4 Wk Avg	Historical Average	His Avg Length	Year to Date Tot	Year to Date Avg	Comments
Med-High	Assault Totals	20	22.50	30.45	12/31/08	1492	30.45	
	<i>Felony Assault</i>							
	<i>Misdemeanor Assault</i>							
Med-High	Burglary/Breaking & Entering - Totals	57	58.75	52.63	12/31/08	2579	52.63	
Med-High	Commercial	9	9.75	8.35	12/31/08	409	8.35	
Med-High	Residential	37	35.00	32.06	12/31/08	1571	32.06	
Med-High	Garage	11	14.00	12.22	12/31/08	599	12.22	
Med-High	Malicious Mischief	33	40.25	43.76	12/31/08	2144	43.76	
Med-High	Embezzlement	0	0	0.06	12/31/08	3	0.06	
Low-Med	Forgery/Fraud Offenses	18	23.50	21.12	12/31/08	1035	21.12	
	<i>False Pretenses/Swindle/Conf Game</i>							
	<i>Credit Card/A.T.M. Fraud</i>							
	<i>Impersonation</i>							
	<i>Welfare Fraud</i>							
	<i>Wire Fraud</i>							
High	Homicide	0	0.00	0.23	1/1/71	8	0.16	
	<i>Murder & Negligent Manslaughter</i>							
	<i>Negligent Manslaughter</i>							
	<i>Justifiable Homicide</i>							
Med-High	Kidnapping/Abduction	0	0.00	0.37	12/31/08	18	0.37	
Med	Theft/Larceny	153	188.50	176.41	12/31/08	8644	176.41	
	<i>Pocket-picking</i>							
	<i>Purse Snatching</i>							
	<i>Shoplifting</i>							
	<i>Theft from Building</i>							
	<i>Theft from Coin-Operated Machine</i>							
High	Vehicle Prowling (Theft from Vehicle)	64	101.25	83.41	1/2/02	4201	85.73	
	<i>Theft of Motor Vehicle Parts</i>							
Med	All Other Larceny	89	87.25	90.67	12/31/08	4443	90.67	
High	Motor Vehicle Theft	47	45.50	34.18	12/31/08	1675	34.18	Notable ROP released from jail with Vehicle Theft history
Med-High	Robbery	10	3.75	6.73	12/31/08	330	6.73	
High	Bank	0	0.00	0.00	12/31/08	0	0.00	
Med-High	Carjacking	0	0.00	0.16	12/31/08	8	0.16	
Med-High	Commercial	3	1.00	1.20	12/31/08	59	1.20	Rite Aid Pharmacy; Advanced America; Divine's
Med-High	Invasion	0	0.25	0.35	12/31/08	17	0.35	
Med-High	Purse Robbery	1	0.00	0.37	12/31/08	18	0.37	
Med-High	Shoplifting Robbery	1	0.25	0.59	12/31/08	29	0.59	
Med-High	Strongarm	5	2.25	4.06	12/31/08	199	4.06	
Med	Sex Offenses - Forcible	4	1.75	3.26	7/15/09	75	3.26	
Med	<i>Forcible Rape</i>	3	0.75	1.30	7/15/09	30	1.30	1 medium reliability, 2 low reliability
Med	<i>Sexual Assault w/ an Object</i>	0	0.00	0.52	7/15/09	12	0.52	
Med	<i>Forcible Fondling</i>	1	1.00	1.43	7/15/09	33	1.43	
Med	Sex Offenses - Nonforcible	0	1.50	1.09	7/15/09	25	1.09	
Med	<i>Incest</i>	0	0.25	0.22	7/15/09	5	0.22	
Med	<i>Statutory Rape</i>	0	1.25	0.87	7/15/09	20	0.87	
Low	Stolen Property Offenses (Traf, Rec, etc)	0	1.75	1.73	12/31/08	85	1.73	
Low	Weapon Law Violations							
Med	Disorderly Conduct	7	5.25	6.08	12/31/08	298	6.08	
High	Driving Under the Influence	19	10.00	12.50	6/10/09	325	12.50	

Weekly A.I.M. Crime Statistics

Reliability	Crime Type	Week: 12/8/09-12/14/09	Previous 4 Wk Avg	Historical Average	His Avg Length	Year to Date Tot	Year to Date Avg	Comments
Med-High	Assault Totals	14	20.75	30.12	12/31/08	1506	30.12	
	<i>Felony Assault</i>							
	<i>Misdemeanor Assault</i>							
Med-High	Burglary/Breaking & Entering - Totals	51	60.00	52.60	12/31/08	2630	52.60	More Smash & Grab burglaries
Med-High	Commercial	16	9.75	8.50	12/31/08	425	8.50	
Med-High	Residential	26	36.75	31.94	12/31/08	1597	31.94	
Med-High	Garage	9	13.50	12.16	12/31/08	608	12.16	
Med-High	Malicious Mischief	36	36.25	43.60	12/31/08	2180	43.60	
Med-High	Embezzlement	0	0	0.06	12/31/08	3	0.06	
Low-Med	Forgery/Fraud Offenses	19	23.00	21.08	12/31/08	1054	21.08	
	<i>False Pretenses/Swindle/Conf Game</i>							
	<i>Credit Card/A.T.M. Fraud</i>							
	<i>Impersonation</i>							
	<i>Welfare Fraud</i>							
	<i>Wire Fraud</i>							
High	Homicide	0	0.25	0.23	1/1/71	9	0.18	
	<i>Murder & Negligent Manslaughter</i>							
	<i>Negligent Manslaughter</i>							
	<i>Justifiable Homicide</i>							
Med-High	Kidnapping/Abduction	0	0.00	0.37	12/31/08	18	0.37	
Med	Theft/Larceny	158	175.75	176.04	12/31/08	8802	176.04	
	<i>Pocket-picking</i>							
	<i>Purse Snatching</i>							
	<i>Shoplifting</i>							
	<i>Theft from Building</i>							
	<i>Theft from Coin-Operated Machine</i>							
High	Vehicle Prowling (Theft from Vehicle)	76	85.00	83.32	1/2/02	4277	85.54	
	<i>Theft of Motor Vehicle Parts</i>							
Med	All Other Larceny	82	90.75	90.50	12/31/08	4525	90.50	
High	Motor Vehicle Theft	35	45.50	34.20	12/31/08	1710	34.20	
Med-High	Robbery	10	5.00	6.80	12/31/08	340	6.80	
High	Bank	0	0.00	0.00	12/31/08	0	0.00	Empire Foods; Advanced til Payday
Med-High	Carjacking	1	0.00	0.18	12/31/08	9	0.18	
Med-High	Commercial	2	1.50	1.22	12/31/08	61	1.22	
Med-High	Invasion	1	0.00	0.36	12/31/08	18	0.36	
Med-High	Purse Robbery	0	0.25	0.36	12/31/08	18	0.36	
Med-High	Shoplifting Robbery	1	0.50	0.60	12/31/08	30	0.60	
Med-High	Strongarm	5	2.75	4.08	12/31/08	204	4.08	██████████ arrested in two incidents
Med	Sex Offenses - Forcible	4	2.00	3.29	7/15/09	79	3.29	
Med	<i>Forcible Rape</i>	1	1.25	1.29	7/15/09	31	1.29	
Med	<i>Sexual Assault w/ an Object</i>	0	0.00	0.50	7/15/09	12	0.50	
Med	<i>Forcible Fondling</i>	3	0.75	1.50	7/15/09	36	1.50	
Med	Sex Offenses - Nonforcible	2	0.75	1.13	7/15/09	27	1.13	
Med	<i>Incest</i>	2	0.00	0.29	7/15/09	7	0.29	Although notable, not much significance to the "red"
Med	<i>Statutory Rape</i>	0	0.75	0.83	7/15/09	20	0.83	
Low	Stolen Property Offenses (Traf, Rec, etc)	1	1.25	1.72	12/31/08	86	1.72	
Low	Weapon Law Violations							
Med	Disorderly Conduct	6	6.25	6.08	12/31/08	304	6.08	
High	Driving Under the Influence	14	12.25	12.56	6/10/09	339	12.56	

Weekly A.I.M. Crime Statistics

Reliability	Crime Type	Week: 12/15/09-12/21/09	Previous 4 Wk Avg	Historical Average	His Avg Length	Year to Date Tot	Year to Date Avg	Comments
Med-High	Assault Totals	19	17.25	29.90	12/31/08	1525	29.90	
	<i>Felony Assault</i>							
	<i>Misdemeanor Assault</i>							
Med-High	Burglary/Breaking & Entering - Totals	49	56.50	52.53	12/31/08	2679	52.53	
Med-High	Commercial	7	11.50	8.47	12/31/08	432	8.47	
Med-High	Residential	32	33.25	31.94	12/31/08	1629	31.94	
Med-High	Garage	10	11.75	12.12	12/31/08	618	12.12	
Med-High	Malicious Mischief	37	37.75	43.47	12/31/08	2217	43.47	
Med-High	Embezzlement	0	0	0.06	12/31/08	3	0.06	
Low-Med	Forgery/Fraud Offenses	24	20.00	21.14	12/31/08	1078	21.14	
	<i>False Pretenses/Swindle/Conf Game</i>							
	<i>Credit Card/A.T.M. Fraud</i>							
	<i>Impersonation</i>							
	<i>Welfare Fraud</i>							
	<i>Wire Fraud</i>							
High	Homicide	0	0.25	0.23	1/1/71	9	0.18	
	<i>Murder & Negligent Manslaughter</i>							
	<i>Negligent Manslaughter</i>							
	<i>Justifiable Homicide</i>							
Med-High	Kidnapping/Abduction	0	0.00	0.35	12/31/08	18	0.35	
Med	Theft/Larceny	147	170.00	175.47	12/31/08	8949	175.47	
	<i>Pocket-picking</i>							
	<i>Purse Snatching</i>							
	<i>Shoplifting</i>							
	<i>Theft from Building</i>							
	<i>Theft from Coin-Operated Machine</i>							
High	Vehicle Prowling (Theft from Vehicle)	73	78.50	83.32	1/2/02	4350	85.29	
	<i>Theft of Motor Vehicle Parts</i>							
Med	All Other Larceny	74	91.50	90.18	12/31/08	4599	90.18	
High	Motor Vehicle Theft	56	41.50	34.63	12/31/08	1766	34.63	
Med-High	Robbery	4	6.25	6.75	12/31/08	344	6.75	
High	Bank	0	0.00	0.00	12/31/08	0	0.00	
Med-High	Carjacking	0	0.25	0.18	12/31/08	9	0.18	
Med-High	Commercial	1	1.50	1.22	12/31/08	62	1.22	
Med-High	Invasion	0	0.25	0.35	12/31/08	18	0.35	
Med-High	Purse Robbery	1	0.25	0.37	12/31/08	19	0.37	
Med-High	Shoplifting Robbery	1	0.75	0.61	12/31/08	31	0.61	
Med-High	Strongarm	1	3.25	4.02	12/31/08	205	4.02	
Med	Sex Offenses - Forcible	6	2.50	3.40	7/15/09	85	3.40	
Med	<i>Forcible Rape</i>	1	1.25	1.28	7/15/09	32	1.28	
Med	<i>Sexual Assault w/ an Object</i>	1	0.00	0.52	7/15/09	13	0.52	
Med	<i>Forcible Fondling</i>	4	1.25	1.60	7/15/09	40	1.60	
Med	Sex Offenses - Nonforcible	0	0.50	1.08	7/15/09	27	1.08	
Med	<i>Incest</i>	0	0.50	0.28	7/15/09	7	0.28	
Med	<i>Statutory Rape</i>	0	0	0.80	7/15/09	20	0.80	
Low	Stolen Property Offenses (Traf, Rec, etc)	2	0.75	1.73	12/31/08	88	1.73	
Low	Weapon Law Violations							
Med	Disorderly Conduct	5	6.00	6.06	12/31/08	309	6.06	
High	Driving Under the Influence	8	14.50	12.39	6/10/09	347	12.39	

Weekly A.I.M. Crime Statistics

Reliability	Crime Type	Week: 12/22/09-12/28/09	Previous 4 Wk Avg	Historical Average	His Avg Length	Year to Date Tot	Year to Date Avg	Comments
Med-High	Assault Totals	15	16.25	29.62	12/31/08	1540	29.62	
	<i>Felony Assault</i>							
	<i>Misdemeanor Assault</i>							
Med-High	Burglary/Breaking & Entering - Totals	46	51.50	52.40	12/31/08	2725	52.40	
Med-High	Commercial	10	11.00	8.50	12/31/08	442	8.50	
Med-High	Residential	34	31.00	31.98	12/31/08	1663	31.98	
Med-High	Garage	2	9.50	11.92	12/31/08	620	11.92	
Med-High	Malicious Mischief	51	36.00	43.62	12/31/08	2268	43.62	
Med-High	Embezzlement	1	0	0.08	12/31/08	4	0.08	
Low-Med	Forgery/Fraud Offenses	14	19.00	21.00	12/31/08	1092	21.00	
	<i>False Pretenses/Swindle/Conf Game</i>							
	<i>Credit Card/A.T.M. Fraud</i>							
	<i>Impersonation</i>							
	<i>Welfare Fraud</i>							
	<i>Wire Fraud</i>							
High	Homicide	0	0.25	0.23	1/1/71	9	0.17	
	<i>Murder & Negligent Manslaughter</i>							
	<i>Negligent Manslaughter</i>							
	<i>Justifiable Homicide</i>							
Med-High	Kidnapping/Abduction	1	0.00	0.37	12/31/08	19	0.37	
Med	Theft/Larceny	140	153.00	174.79	12/31/08	9089	174.79	
	<i>Pocket-picking</i>							
	<i>Purse Snatching</i>							
	<i>Shoplifting</i>							
	<i>Theft from Building</i>							
	<i>Theft from Coin-Operated Machine</i>							
High	Vehicle Prowling (Theft from Vehicle)	79	68.75	83.32	1/2/02	4429	85.17	
	<i>Theft of Motor Vehicle Parts</i>							
Med	All Other Larceny	61	84.25	89.62	12/31/08	4660	89.62	
High	Motor Vehicle Theft	45	44.00	34.83	12/31/08	1811	34.83	
Med-High	Robbery	6	6.50	6.73	12/31/08	350	6.73	
High	Bank	1	0.00	0.02	12/31/08	1	0.02	Sterling Savings at 3000 S Grand
Med-High	Carjacking	0	0.25	0.17	12/31/08	9	0.17	
Med-High	Commercial	0	1.50	1.19	12/31/08	62	1.19	
Med-High	Invasion	0	0.25	0.35	12/31/08	18	0.35	
Med-High	Purse Robbery	0	0.50	0.37	12/31/08	19	0.37	
Med-High	Shoplifting Robbery	2	1.00	0.63	12/31/08	33	0.63	
Med-High	Strongarm	3	3.00	4.00	12/31/08	208	4.00	
Med	Sex Offenses - Forcible	1	3.50	3.31	7/15/09	86	3.31	
Med	<i>Forcible Rape</i>	1	1.25	1.27	7/15/09	33	1.27	
Med	<i>Sexual Assault w/ an Object</i>	0	0.25	0.50	7/15/09	13	0.50	
Med	<i>Forcible Fondling</i>	0	2.00	1.54	7/15/09	40	1.54	
Med	Sex Offenses - Nonforcible	0	0.50	1.04	7/15/09	27	1.04	
Med	<i>Incest</i>	0	0.50	0.27	7/15/09	7	0.27	
Med	<i>Statutory Rape</i>	0	0	0.77	7/15/09	20	0.77	
Low	Stolen Property Offenses (Traf, Rec, etc)	1	1.00	1.71	12/31/08	89	1.71	
Low	Weapon Law Violations							
Med	Disorderly Conduct	4	5.75	6.02	12/31/08	313	6.02	
High	Driving Under the Influence	15	13.00	12.48	6/10/09	362	12.48	


Spokane Police Department **Accountability Information Management**

Department Response



SERVICE PRIDE DEDICATION





AIM Meeting Wednesday, December 9, 2009

Attendance: A/C Nicks, Major Stephens, Major Johnson, Captain Braun, Lt. Olson, Lt. Arleth, Lt. Walker, Lt. Scalise, Tom Michaud, Ryan Shaw, Larry Stevens, Sgt. Tom Hendren, Sgt. Mark Griffiths, Karl Thompson, Carly Cortright, and Tyler Doucet.

Absent: Chief Kirkpatrick, Major Moberly, Captain Winkey, Lt. McGovern, Lt. Richards, Lt. Mullennix, Lt. Drollinger, Sgt. Cummings, PIO DeRuwe, Molly Prenger, and David Lund.

Assessment from Prior Week

Crime Analysis provided an update on vehicle thefts.


- There has been an increase in vehicle theft within the past week. The precise reason for the increase is unknown; however, a known, repeat offender has been recently released from custody and could be partially responsible for this increase.
- The highest levels of vehicle theft activity have been occurring in the targeted areas of Hillyard and Nevada-Lidgerwood.
- Crime Analysis has recently compiled a list of the top vehicle thieves that have been recently released from custody. This list has been made available to Patrol to assist their efforts in tracking possible suspects.

Lt. Olson provided an update on our progress with awareness campaigns on vehicle prowling and theft.

- Lt. Olson has been closely working with COPS on vehicle theft and prowling issues.
 - Lt. Olson has been working to utilize the services of the Neighborhood Observation Patrol (NOP) to assist SPD's efforts to reduce both vehicle thefts and prowls.
 - Currently, there has not been any luck in securing funds and sponsors to purchase clubs. Possible sponsors such as various insurance companies and Target have not been able to respond to SPD's requests.
 - More news releases and prevention videos will be forthcoming; new channel 5 prevention videos will be aired as soon as the videos are available.

Major Stephens provided an update on several ongoing investigations.

- A vehicle has been identified in relation to the recent robbery at Divine's; [REDACTED].
- There has been a combination of software and training issues concerning the use of GPS devices in certain investigations; as a result, the technology has not been properly utilized in assisting local law enforcement efforts.
- The juvenile suspect involved in last week's assault of a sixty year-old man were recently required by court order to return to school.
 - One of the juvenile suspects was quickly expelled from school.



AIM Meeting Wednesday, December 9, 2009

- Options are currently being discussed with the judge in the case.
- Major Stephens discussed the need to carefully examine and edit SPD news releases to the public to ensure informational accuracy. A/C Nicks believes a second set of eyes from a supervisor or shift commander would be helpful in recognizing and correcting potential grammatical/informational errors in news releases before they are made public.

Lt. Scalise provided an update on recent ACT efforts.


- ACT will not be very active this week due to a decrease in manpower.
- ACT members will be rotating within the next couple weeks.
- ACT has focused on specific target locations such as Nevada-Lidgerwood and had several good arrests last week.
- Proactive patrols will continue at Northtown mall and strip malls due to the increase of shoppers during the holiday season.
- There has been no equipment needs or issues for ACT members as of late.
- Information regarding high-profile suspects will be passed down from detectives to ACT so they can properly assist on an arrest if necessary.
- Over the past two weeks, **criminal activity has been decreasing throughout the city**, and ACT has played a key role in this decline.

Lt. Scalise provided an update on the open campus issue surrounding local high schools.

- Lt. Scalise will be having more meetings this week with school officials to discuss a long-term solution to the problem of criminal activity surrounding local high schools.
- If schools were changed from open to closed campuses, many of the issues would be solved.
- A/C Nicks discussed the need to build a portfolio on school-related criminal activity (such as the recent Pizza Pipeline drug problem) to present to school officials and serve as evidence for initiating a change in school policy.

David Lund provided an update on the Crime Free Multi Housing research that is being conducted.

- There have been no new developments at the legislative level that would make CFMH mandatory.
- A survey regarding the subject has been created and will be sent out shortly to participants.
- Although CFMH may not be useful for every apartment complex, it will definitely be helpful for deterring criminal activity at high-risk locations.



Crime Trend Debrief

Crime Analysis provided an update on crime trends within the past week.

- Although there has been a recent spike in vehicle theft, for the second straight week, **vehicle prowling has declined.**
- There has been an increase in robberies over the past week.
- Aside from robbery and vehicle theft, **crime trends are at average or below-average levels.**

Weekly SPD Wrap-Up

NRO Round-Up:

Ofc. Thomas


- Working on several houses that are suspected of significant drug activity throughout the city.
- Has been working diligently with landlords on rental issues and will be attempting an abatement of an owner occupying a house at [REDACTED] N. Regal
- Has been getting several complaints of short-stay traffic at [REDACTED] E Joseph.

Ofc. Redmon

- Has been working on transient problems in the parking lot near Fulcrum Institute at Monroe-Lincoln and 3rd.
 - Transients have been openly consuming alcohol.
 - Children in the area are at high-risk.
 - Intoxicated transients have been harassing the female employees of the institute.
 - Will increase patrols during the day, and it would be helpful if patrols increased at the location at night.
- Due to the cold weather, have received about 30 calls concerning the people and transients in and around the STA Plaza.
 - People in the area often cross the STA and hang around near Washington Trust Bank, Wall Street South, under the railroads, and in the alleyways.
- Drug sales continue to be an issue for the House of Charity.

Ofc. Douglas

- [REDACTED] W Gardner
 - This is the new address for [REDACTED] who has been evicted three times for drugs and chronic nuisances.
 - She brings with her thefts/stolen cars, DOC offenders and escapees, heroin and meth.



AIM Meeting Wednesday, December 9, 2009

- Have made contact with owner of the house to inform him of his renter's criminal history.
- [REDACTED] W. Nora
 - This is the location of [REDACTED] who has been heavily involved with stolen vehicles and other thefts, fraud, and meth.
 - Surveillance measures are in place.
- Broadway/Nettleton
 - Frequent drug and parking lot activity at this intersection.
- [REDACTED] W. Augusta
 - Suspected drug house. Recently, SPD has received complaints from neighbors regarding foot traffic at the house.
 - Suspects have not been identified at this time.
 - Increased Patrol and SIU presence is encouraged.
- [REDACTED] W Dalton
 - Heavy foot, bike, and vehicle traffic, but has been difficult to file nuisances since neighbors have been uncooperative due to fear.
- Lincoln/Augusta
 - Location has had heavy transient activity at all hours of the day.
- [REDACTED] W. Maxwell
 - Identified resident. No drugs have been found inside the apartment.

Ofc. Coffman

- Continuing to assist patrols with stolen vehicles throughout the city.
- Has made contact with local retail complexes that are requesting increased patrols during heavy shopping hours to assist with ongoing vehicle prowling problems.
- [REDACTED] E. Lacrosse, a chop shop residence, is currently in the process of evicting a resident.
- Has made contact with [REDACTED] E. Columbia regarding ongoing stolen vehicle and neighborhood problems.


Ofc. Taylor

- Working closely with SIU on the drug-related issues surrounding the Pizza Pipeline near Shadle Park High School.

RECENT ANTI-CRIME TEAM (ACT) EFFORTS:

December 2nd, 2009

- Observed [REDACTED] S Fiske for suspect [REDACTED] Suspect was not located.
- Vehicle prowling and burglary emphasis around Gonzaga and Logan neighborhood.
- Made contact with suspicious biker riding through parking lots in the Shadle Park area.
- Arrested [REDACTED] for felony warrant at [REDACTED] E. Dalton.



AIM Meeting Wednesday, December 9, 2009

- Assisted Gang Unit on surveillance measures
- Responded to suspicious vehicle call in Gonzaga/Logan area.

December 3rd 2009

- Observed [REDACTED] N. Maple [REDACTED] for Robert St. John who has five felony warrants. Unable to locate suspect.
- Assisted patrol in their attempt to locate [REDACTED] (FBI felony warrant). Unable to locate suspect.
- Assisted gang unit's search for felony suspect. Located suspect's car and girlfriend. Discovered suspect had turned himself in at SCSO jail.
- Observed drug house at [REDACTED] E. Desmet
- Patrol emphasis around GU and Logan neighborhood.

December 4th 2009

- Patrol emphasis around GU. Made contact with several transients.
- Observed [REDACTED] suspected of dealing marijuana to high school students, near the Pizza Pipeline by Shadle Park High School.
- Vehicle prowling emphasis near Northwest Blvd. and Assembly.

December 5th, 2009

- Patrol emphasis in the Northpointe area that led to several traffic infractions.
- Emphasis in Cannon Hill area. Identified potential location for felony suspect in the area of 9th and Adams.
- Assisted Patrol near the Rite Aid on N. Division in search of felony suspect, but was unable to locate suspect.


December 6th, 2009

- Patrol emphasis in the Northpointe area that led to several traffic infractions.
- Located stolen license plate on a vehicle in the area of Post and Spokane Falls Blvd. Suspect lived at [REDACTED] E. Baldwin.

NOTABLE NOVEMBER PROJECTS:

TEAM 2

- Efforts are being made by Paul Taylor to assist [REDACTED] regarding having his grandsons, the [REDACTED] boys, to move to the county with their mother.
- Officers and ACT personnel have done emphasis work at Broadway Foods. Owners have been contacted and given suggestions about discouraging loitering in front of the business. The owners have been cooperative.
- Working on eviction of resident at [REDACTED] N. Alameda.



AIM Meeting Wednesday, December 9, 2009

- ACT team emphasis regarding drug dealing at the Pizza Pipeline near Shadle Park High School.
- ACT is planning a bike special at the mall.
- Surveillance has been conducted at a drug house on the SE corner of Lacrosse and Madison which has resulted in one warrant arrest.
- Arrested robbery suspect [REDACTED]
- Recovered a gun at a robbery at [REDACTED] E. Garland.

TEAM 4


- During November, Team 4 has worked on several burglaries of college houses and apartments in the GU district, and it is expected that this activity will carry over into the Christmas season.
 - To combat this threat, Team 4 will emphasize their patrol efforts on burglars in the GU area in the next month.
 - Team 4 will coordinate with ACT and GU security to maximize their efforts and results.
- Stolen vehicles have been used to drive into closed jewelry stores where suspects have then smashed and stolen the contents of jewelry cases.
 - Because the jewelry rips are occurring right at shift change, Team 4 will adjust by putting officers out before roll call to cover this vulnerable time period.
- Along with SIU, Team 4 has been working on the drug-related activity problems surrounding the Pizza Pipeline on Wellesley at Shadle.

TEAM 5

- During the month of November, Team 5 has made numerous arrests, including:
 - 73 misdemeanor arrests
 - 12 felony arrests
 - 2 DUI arrests

TEAM 6

- Rogers High School
 - Fights and assaults are continuing at Rogers High School.
 - Officers have been at numerous calls in the area.
 - The majority of the conflicts have occurred between Eastern European and African American students.
- NE Stolen Vehicles
 - Numerous vehicles have been stolen in the Cedar Springs apartment complex.
 - Vehicles are still being recovered both in the NE and NW sectors of Spokane.
 - Two stolen vehicles were recovered in West Central → one was driven off a cliff and the other was set on fire.
 - Several officers have worked up in the Cedar Springs area running registrations.



AIM Meeting Wednesday, December 9, 2009

- Ofc. McIntyre arrested a male who she caught in a stolen car in the Gonzaga area.

TEAM 8

- Engaged in a vehicle pursuit that resulted in the capture of the suspect after he crashed into a police car. Both the driver and passenger were armed.
- Det. Hensley, assisted by Ofc. Taylor, arrested an armed ATM burglar. The suspect had just recently been arrested on October 19th.
- Team 8 arrested three juveniles who were carrying a meat cleaver and fake pistols. The suspects were trying to rob kids of their possessions near Rogers High School.
- Ofc. Atkins arrested a burglar outside of the Fairwinds Retirement Center after a report of a suspicious person. The suspect was in possession of stolen jewelry and checkbook.
- Have responded to several daytime garage burglaries throughout the month of November.
- Stopped and charged 4 juveniles with 5 counts of Malicious Mischief and Disorderly Conduct.
- 2 stolen Hondas were recovered on November 22nd.

Action Plan – For Wednesday, December 16th, 2009

Vehicle Theft Update (Crime Analysis will take lead)

- Have theft rates continued to decline?

Awareness Campaigns (Lt. Olson will take lead)

- What progress have we made in identifying possible fundraising methods to purchase clubs?
- Status of Mike Lavelle productions?

Vehicle Theft Reduction Project


- What is our formal plan for the vehicle theft reduction project?

Follow up on several on-going investigative cases (Maj. Stephens will serve as point)

- Commercial robberies (coffee stand, restaurants, etc.)
 - Any updates? Any new information from Crime Analysis? Have there been any further arrests?
- ATM Rips/Home Invasion/Assault cases
 - Any update on investigations?

ACT → NE Emphasis (Capt. Braun will take lead)

- What proactive measures have we continued to take regarding crime in this area?
- Update on ACT's activities.
 - Web forum possibilities?



AIM Meeting Wednesday, December 9, 2009

Senior Volunteer + PSAs for holiday crime prevention (Lt. Olson will take lead)

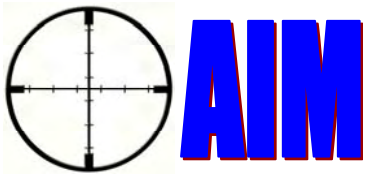
- What measures have been taken to deter holiday crime?

Crime Check reports (Captain Winkey will take lead)

- Why is there a delay in the reports and what can be done to speed up this process?

Update on Pawn Ordinance (Sgt. Cummings will be lead)

- Where are we at with this research?



AIM Meeting Wednesday, December 16, 2009

Attendance: A/C Nicks, Major Stephens, Major Johnson, Captain Braun, Captain Winkey, Lt. McGovern, Lt. Richards, Lt. Mullennix, Lt. Drollinger, Lt. Olson, Lt. Arleth, Lt. Walker, Lt. Scalise, Sgt. Cummings, Sgt. Yamada, Kiley Friesen, Tom Michaud, Ryan Shaw, Larry Stevens, Karl Thompson, David Lund, Carly Cortright, and Tyler Doucet.

Absent: Chief Kirkpatrick, and PIO DeRuwe.

Assessment from Prior Week

Crime Analysis provided an update on vehicle theft.

- **Vehicle thefts are down by ten compared to our previous four-week average.**
- Several key arrests have been made throughout the past weeks which have helped this decline occur.
- There have been a couple pockets of vehicle theft activity—particularly in the Emerson/Garfield and Cannon Hill areas.
- There were five vehicle thefts in the Cannon Hill area yesterday; however, a significant arrest was made on one of the two major suspects responsible for the thefts.
- Stolen vehicles are being used for most of the smash-and-grab and ATM rips that have been occurring.

Lt. Olson provided an update regarding the various awareness campaigns.


- COPS continue to have trouble securing funds and sponsors for buying the vehicle clubs at a reduced price.
- Gonzaga University, however, may be interested in buying the clubs and selling them to students.
- SPD will be working to make this option available for GU students and will work with campus security to keep students informed on how to protect their vehicles for the upcoming semester.

Captain Braun provided an update on the Vehicle Theft Reduction Project

- Captain Braun will be having a meeting later today to formulate a comprehensive reduction plan.
- A/C Nicks wants the plan to be formulated and ready to present by January 1st.
- During our first AIM meeting in January, the plan will be presented to the group and suggestions/feedback will be gathered.

Lt. McGovern provided an update on several ongoing SPD investigations.

- Robberies have been becoming more violent as of late. In a robbery at Cash Advance at 4011 N. Market, a customer in the store was assaulted as the suspects stole an undisclosed amount of cash.



AIM Meeting Wednesday, December 16, 2009

- Other robberies occurred at Advance for Payday (3422 N. Division) and Rite Aid (5500 N. Division).
- Over the past week, there were 16 commercial burglaries. Several of which were smash-and-grabs at local businesses.

Lt. Drollinger, Lt. Arleth, Lt. Walker, and Sgt. Yamada provided an update on recent ACT efforts.

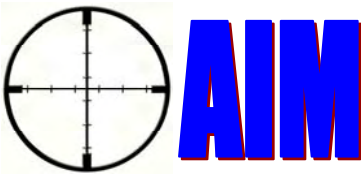
- There have been issues with equipment.
 - Day and power shifts need an additional 4 wheel drive vehicle. Lt. Richards stated that his unit has the funds to purchase such a vehicle and would be happy to do so. Hopefully within the next week or so this vehicle will be purchased and made available to ACT.
 - Additional air cards are needed as well as a need to match up computers with the proper docking stations within vehicles. Lt. Drollinger will work with Major Johnson on sorting through these issues are making sure our ACT members are properly equipped.
- **ACT efforts continue to be effective.** Daily reports Crime Analysis has provided to ACT has led to many significant arrests. As a result, **crime has been down throughout the city over the past several weeks.**
- Lt. Arleth stated that over the Holidays, ACT will continue to utilize daily intelligence from Crime Analysis and will focus on large parking lots and shopping centers.
- Lt. Walker stated that staffing has been an ongoing issue for night ACT; graveyard, however, is doing well and has made many arrests.

Captain Winkey provided an update on the Crime Check reports.

- The Crime Check reporting process is very inefficient at the moment as it takes several days for a report to filter through the system.
- Captain Winkey has contacted several individuals, including Richard Cain, about improving the system.
- SPD would like to implement a new interface system that would make reports more readily available.
- According to Richard Cain, implementing a new system would take about two days of programming.
- Need to follow up with Cain to make this one of LEIS's top priorities.

Crime Trend Debrief (see attached graph)

- **For the 3rd week in a row, vehicle prowling has been down** thanks in large part to Patrol and ACT efforts.
- Theft—including vehicle theft—is also down throughout the city.
- This past week, there has been a recent spike in commercial burglary and robbery.



Weekly SPD Wrap-Up

NRO Round-Up:

Officers Redmon and Downing

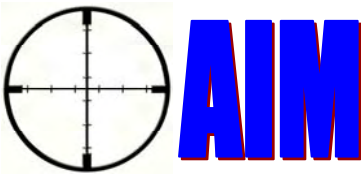
- Ofc. Redmon will be continuing to concentrate on the STA, where there have been problems with people hanging out around the Plaza and its surrounding businesses. In addition, there have been a few bus driver assaults as of late.
- There continues to be issues with drug sales near the House of Charity. Just recently, two individuals have been banned from the House of Charity for drug-related behavior.
- There have been complaints regarding a group of heavily tattooed males who have been doing drug rips and armed robberies near the Downtowner. When contacted, the manager of the Downtowner stated seeing males who match the description but indicated that they haven't actually rented any rooms.

Ofc. Strassenberg

- Recently attended a business owners meeting in East Sprague area where the biggest complaint was prostitution and loitering. The owners request a more dedicated patrol response during the normal work day and feel that the loitering problems are affecting their holiday business sales. Ofc. Strassenberg will personally be reworking his schedule to spend more time in the E. Sprague area.
- ■ S Hatch
 - This residence has received several complaints regarding drug activity.
 - Ofc. Strassenberg has forwarded the info to ACT so they can work the area.
- ■ E. Marshall
 - Still an active drug house; the DOC continues to get tips of drugs being sold from this residence.
 - ACT has been notified of this problem house.

Ofc. Thomas

- Recently, there has been a string of camera thefts in the Hillyard area.
 - In total, there are three owners of the cameras that have been stolen from a total of four businesses.
 - 3 cameras were stolen from ■ N. Market on 11/20/09
 - Between 12/02/09 and 12/04/09, 4 cameras have been stolen from ■ N. Market.
 - One student has indicated that a "street gang" was responsible for the camera thefts; however, the student has been out of town when Ofc. Thomas has attempted to make contact with him. When the student returns home, Ofc. Thomas will make contact with him as soon as possible.



AIM Meeting Wednesday, December 16, 2009

- There is surveillance video of the thefts; however, the video has not led to any arrests or investigative leads.
- Ofc. Thomas is continuing to gather info and contact witnesses for the drug abatement of [REDACTED] N Regal.
- Will be assisting Code Enforcement with a garbage abatement at [REDACTED] E. Bridgeport this week.

Ofc. Taylor

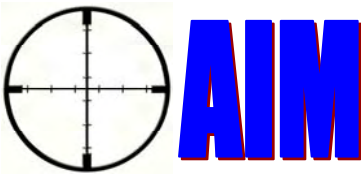
- [REDACTED] N Stevens: There has been ongoing criminal activity from renters at the residence.
- [REDACTED] N Alameda: Tenant has recently been evicted, but people are still squatting at the residence.
- [REDACTED] W Everett
 - The [REDACTED] are still causing problems in the neighborhood.
 - [REDACTED] was arrested for assault due to an incident with his grandfather.

Ofc. Draper

- [REDACTED] W. 6th
 - It is suspected that residence is actively selling drugs—possibly meth and heroin.
 - Had a problem with this same place last year where drugs were being sold from the upstairs apartment.
- [REDACTED] W. 6th
 - This vacant house is said to be unsecured, and transient drug activity has been occurring inside the house.
 - Ofc. Draper will confirm this information and board the house up if need be.
- There have been several vehicle thefts from the Cannon Hill areas to the Grandview/Thorpe area. Hondas and Subaru's seem to be the most popular car that is being stolen.
- [REDACTED] S. Crestline: Neighbors have been reporting short stay and drug traffic mostly in the early to late evening.
- [REDACTED] E 30th
 - Neighbors are reporting lots of short stay drug traffic in the evening and late night.
 - Resident [REDACTED] has had previous arrests for Manufacturing and 2nd Degree Assault.
 - Neighbors report that resident meets the drive up traffic on the east side of the house and conducts drug transactions for about one minute each.

Ofc. Coffman

- [REDACTED] E Columbia – complaints of drug dealing and suspected hang out of [REDACTED]
- Neighbor issues have been occurring between at [REDACTED] and [REDACTED] E. Rich.



AIM Meeting Wednesday, December 16, 2009


- Neighbors have been requesting more patrols near [REDACTED] E. Olympic and [REDACTED] E. Liberty for burglaries and vehicle prowling.
- Christopher Bell was arrested at [REDACTED] E. Lacrosse for auto theft.
- Will be emphasizing patrols around shopping centers for vehicle prowling.
- [REDACTED] E Wellesley – complaints of continual traffic in regard to drug dealing.

Ofc. Douglas

- [REDACTED] W Gardner:
 - Landlord has been contacted and notified that her resident, [REDACTED] has been evicted three times for chronic nuisance and drugs.
 - Landlord is going to contact neighbors and request them to call her over any suspicious activity or problems so she can maintain tabs on the tenant.
- [REDACTED] W Dean
 - Neighbors have been complaining of constant fighting and noise.
 - A city assault and vehicle theft report has been taken from the tenant, whose boyfriend has just recently been arrested for city assault.
 - Has notified landlord about the situation.
 - Resident needs one more nuisance report in order to be evicted.
- [REDACTED] W Nora
 - Ofc. Douglas will be keeping a close eye on the resident, [REDACTED], who has several friends who are DOC offenders and escapees.
 - Meth and stolen property trafficking has also been a constant problem at this residence.
- [REDACTED] W Dalton
 - Will keep close tabs on the resident, [REDACTED], for any suspicious activity.
- [REDACTED] W Augusta
 - Neighbors have been complaining in the past about possible drug activity in the early morning hours.
 - Increased patrols have not yielded any activity.
 - Unless further activity is reported, no further action will be taken here.

Sgt. Giannetto

- [REDACTED] E 35th
 - Occupied residential burglary where the homeowner fired two shots at burglary suspect. Suspect was not struck and managed to escape.
 - Items from the burglary were recovered the next day in the park behind Hamblin School.
- Collision on 2nd and Altamont kept several units busy on December 12th
- On December 13th, a DOA occurred at hotel Lusso; however, there are no significant arrests or intelligence to pass on at this point in time.



AIM Meeting Wednesday, December 16, 2009

Lt. Richards

- One suspect has been identified a prolific drug dealer at the Pizza Pipeline near Shadle Park High School. SPD is now working to locate the suspect's supplier.

Lt. McGovern

- In regards to the recent county shooting, a suspect has been arrested and charged with two counts of 2nd degree assault after being released from the hospital.

RECENT ANTI-CRIME TEAM (ACT) EFFORTS

December 16th 2009

- Checked the following addresses in search of Cephas Parham
 - [REDACTED] E 32nd [REDACTED] – vacant apartments
 - [REDACTED] N Addison [REDACTED] – new tenants
 - [REDACTED] N Hawthorne – ex co-worker, says he moved out in November
 - [REDACTED] W Chelan – daughter's house who said he called earlier stating that the Police would be looking for him.
 - [REDACTED] E Wedgewood [REDACTED] – new tenants
- Assisted with a vehicle pursuit of a stolen car and got a warrant.
- Made 4 traffic stops—all of which cleared 1D

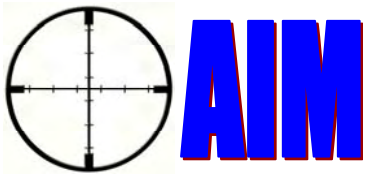
OTHER NOTABLE SPD EFFORTS WEEK DEC 9- DEC 16:

December 11th, 2009: **Spokane Police Over Run with High Call Load this Evening**

- From December 11th at 8:05 PM till December 12th at 4:43AM, SPD responded to 175 calls for service.
- SPD resources were constantly being depleted do to a large amount of violent crimes.
- Of the 175 calls handed, SPD responded to 3 robbery calls involving firearms, 3 shooting calls, 6 fight calls involving multiple suspects (some armed with weapons), and 8 assault calls.
- Additionally, SPD dealt with 5 collisions (some involving injuries) and 7 DUI arrests.
- SPD was able to locate and arrest a suspect who committed 2 armed robberies during this busy time

December 12th, 2009: **A 1st Degree Robbery Suspect is Apprehended by Spokane Police**

- Officers Rose and Kester responded to a robbery investigation in the 900 block of E Sitka Ave, where fortunately, the victim was able to run away and hide in an apartment complex.
- While on the scene, Officers Rose and Kester received another call of an attempted robbery at the Albertson's at 6520 N Nevada St.
- The suspect, once found, fled on foot.



AIM Meeting Wednesday, December 16, 2009

- K9 Handler Hamilton and his K9 partner Leonitis tracked the suspect to the 700 block of E Dalke.
- K9 Leonitis found the suspect, gave chase, and apprehended the suspect in the front yard of a residence in the 700 block of E. Decatur Ave.
- The suspect was taken into custody and later charged with 1st degree robbery and obstructing an officer.

December 15th, 2009: **Latest in “Smash and Grab” Burglaries**

- SPD responded to two different commercial burglaries early in the morning—one at the Chevron at 9420 North Newport Highway and the Cricket store at 7312 N. Division.
- At the Chevron, officers discovered a door had been pried open, a display case had been disturbed and various items had been taken. Surveillance recorded a white Chevrolet pick-up truck.
- At the Cricket store, the same pick-up truck was seen. A window had been broken and a steel cable was hooked between the truck and an ATM inside the business. The suspect fled on foot before completely removing the ATM.
- Officers tracked the suspect to the area of Addison and Lyons, where it appears he stole a vehicle in order to leave the area.
- A detective is actively pursuing the suspect, and once the suspect’s identity has been confirmed, more information will be released.

December 15th, 2009: **Robbery**

- SPD responded to a robbery call at Advance America on 4011 N Market.
- Two suspects assaulted the cashier and ran out the back door with an undisclosed amount of cash.
- A city K-9 unit responded and was able to get a track to some apartments to the West. At that point in time, the track went cold.
- This is the second time Advance America has been robbed this month.

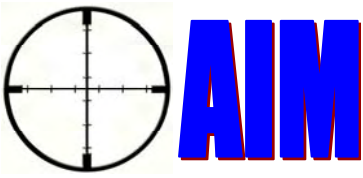
Action Plan – For Wednesday, January 6th, 2010

Vehicle Theft Update (Crime Analysis will take lead)

- Have theft rates continued to decline?

Awareness Campaigns → Clubs for Gonzaga University (Lt. Olson will take lead)

- What progress have we made in identifying possible fundraising methods to purchase clubs?
- Status of Mike Lavelle productions?



AIM Meeting Wednesday, December 16, 2009

Vehicle Theft Reduction Project

- Bring draft of plan for group review and discussion.

Follow up on several on-going investigative cases (Maj. Stephens will serve as point)

- Commercial robberies (Payday loan businesses/smash-and-grabs)
 - Any updates? Any new information from Crime Analysis? Have there been any further arrests?
- Other cases
 - Any update on investigations?

ACT → NE Emphasis (Capt. Braun will take lead)

- What proactive measures have we continued to take regarding crime in this area?
- Equipment needs/updates?
- Update on ACT's activities.
 - Web forum possibilities?

PSAs for holiday crime prevention (Lt. Olson will take lead)

- What measures have been taken to deter holiday crime?

West Central Community Concerns (Major Johnson will take lead)

- What exactly are the problematic issues in the West Central area?
- Update on collaborative actions with other agencies?

Crime Check reports (Captain Winkey will take lead)

- Why this there a delay in the reports and what can be done to speed up this process?

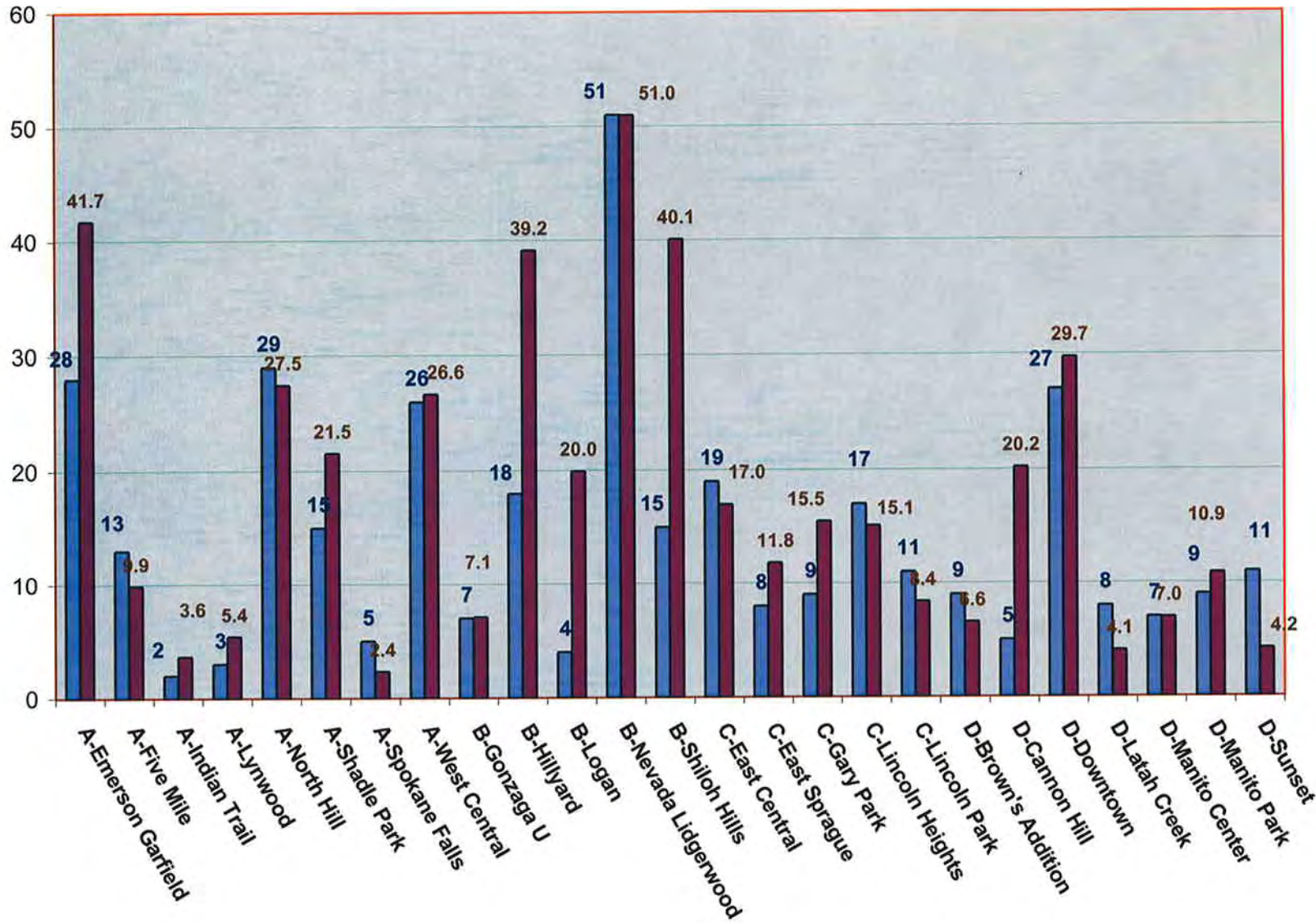
Hillyard Graffiti/Camera Thefts (Lt. Olson will take lead)

- Have there been any updates/leads with the stolen cameras?


City of Spokane - Crime by Police Block

Yearly crime averages compared to this weeks crimes

- Crime Types**
- Assault
 - Burglary Commercial
 - Burglary Garage
 - Burglary Residential
 - Drugs
 - Forgery
 - Fraud
 - Malicious Mischief
 - Robbery
 - Robbery Commercial
 - Stabbing
 - Theft
 - Vehicle prowling
 - Vehicle theft
 - Vehicle recovery




■ Week ending 12/14/2009
 ■ Year-to-date Average




AIM Meeting Wednesday, December 23, 2009

**No AIM Meeting This
Week Due To Holiday**



AIM Meeting Wednesday, December 30, 2009

**No AIM Meeting This
Week Due To Holiday**



Spokane Police Department
Accountability Information Management

Personnel Management

I.A. Reports
Unit Staffing and In-Field Time



SERVICE PRIDE DEDICATION



Spokane Police Department Accountability Information Management

I.A. Reports



SERVICE PRIDE DEDICATION



Internal Affairs

	Current Month	Same Month Previous Year	Year To Date	Previous Year Year to Date
Citizen Complaints	6		38	
Internal Complaints	1		9	
Use of Force Application Total	9		48	
Taser	1		10	
LV Neck Restraint	3		16	
K9 Application with Injury	4		17	
Total On-Duty Collisions	4		20	
Legal Intervention	0		1	
Preventable	4		9	
Non-Preventable	0		4	
Cases Closed	7		49	
Proper Conduct Dispostions	11		44	
Unfounded Complainant	1		19	
Improper Conduct Disposition	6		21	
Termination/Resignation	1		1	
Suspension	0		2	
Letter of Reprimand	0		7	
Counseling	0		3	
Training/Policy Failures	0		2	
Changed to Inquiry	0		2	
Insufficient Evidence	0		5	
Commedations	11		91	

Spokane Police Department Accountability Information Management

Unit Staffing and In-Field Time




SERVICE PRIDE DEDICATION



**Spokane Police Department
Sick Time Usage**

	December 2009			2009 Total		
	Sick Time	Average per Group	Reason for High Usage	Sick Time	Average per Group	Difference from Dept. Average
Lt. Arleth						
TEAM2	209.35	19.0	FMLA/Injury	1346.04	122.4	14.7
TEAM4	100.03	10.0		1172.22	117.2	9.6
TEAM6	54.35	5.4		1192.15	119.2	11.5
TEAM8	35.01	3.2		2643.08	240.3	132.6
Lt. Scalise						
TEAM1	21.34	1.9		2320.54	211.0	103.3
TEAM3	314.75	31.5	FMLA	1617.39	161.7	54.1
TEAM5	134.54	14.9		1023.85	113.8	6.1
TEAM7	11.67	1.3		795.75	88.4	-19.2
Lt. Drollinger						
TEAM10	85.36	8.5		959.38	95.9	-11.7
TEAM12	21.34	2.1		1086.6	108.7	1.0
TEAM14	64.02	5.8		1061.67	96.5	-11.2
TEAM16	96.03	8.7		1204.72	109.5	1.9
Traffic	116	6.8		1882.74	110.7	3.1
Lt. Walker						
K9	8.5	1.1		147.43	18.4	-89.2
TEAM9	75.85	6.9		1752.27	159.3	51.6
TEAM11	42.68	4.7		1000.69	111.2	3.5
TEAM13	21.34	2.1		1157.75	115.8	8.1
TEAM15	42.68	3.9		1334.14	121.3	13.6
Lt. McGovern						
MAJCR	51	3.4		1000.5	66.7	-41.0
SAU	207	15.9	FMLA	1338.5	103.0	-4.7
Lt. Mullennix						
NIRO/DV	168	6.0		2786.12	99.5	-8.2
Property Room	47.5	6.8		807.25	115.3	7.7
Lt. Richards						
CIU	20	5.0		511.5	127.9	20.2
GET	11	1.4		694.5	86.8	-20.9
SIU/RDTF	76.5	4.8		1126.42	70.4	-37.3
Lt. Carl						
Academy	49	7.0		916.45	130.9	23.3
Lt. Olson						
Community/Vol. Services	40.5	8.1		628.75	125.8	18.1
A.Auto/Patrol Admin/Fleet	29	4.8		379.75	63.3	-44.4
NRO	30	3.8		1432.99	179.1	71.5
Theresa Giannetto						
RCRD1	32	2.7		770.95	64.2	-43.4
RCRD2	84.75	4.7		1625.89	90.3	-17.3
RCRD3	185.3	23.2	FMLA	693.9	86.7	-20.9
David Lund, MA						
Planning	23.75	5.9		185.75	46.4	-61.2
Ryan Shaw						
Crime Analysis	17	4.3		414.55	103.6	-4.0
Marisa Kurtz						
RADIO1	80.5	8.1		789.75	79.0	-28.7
RADIO2	28	2.5		567	51.5	-56.1
Admin						
Admin Services	231	21.0	FMLA	1463.58	133.1	25.4
ADMIN/IA/PIO	67	6.1		695.5	63.2	-44.4
Department Totals	2933.64	7.4		42528.01	107.7	



Spokane Police Department
Accountability Information Management

Budget Oversight

Overtime Bank
Department Spending



SERVICE PRIDE DEDICATION



Spokane Police Department
Accountability Information Management

Overtime Bank



SERVICE PRIDE DEDICATION



Spokane Police Department
Overtime Usage Bank
December 2009

	Overtime Bank	OT Hours Used	OT Hours Left	% Used	On-Call Bank	On-Call Hours Used	On-Call Hours Left	% Used
Lt. Arleth								
Bomb/EDU Breaching	550	481.8	68.2	88%	0			
TEAM2	445	137.6	307.4	31%	0			
TEAM4	445	235.6	209.5	53%	0			
TEAM6	445	245.0	200.0	55%	0			
TEAM8	445	123.5	321.6	28%	0			
Lt. Scalise								
SWAT	1800	1030.2	769.9	57%	0			
TEAM1	445	141.3	303.7	32%	0			
TEAM3	445	114.6	330.4	26%	0			
TEAM5	445	81.9	363.2	18%	0			
TEAM7	445	168.5	276.5	38%	0			
Lt. Drollinger								
TEAM10	445	248.6	196.4	56%	0			
TEAM12	445	257.3	187.7	58%	0			
TEAM14	445	293.6	151.4	66%	0			
TEAM16	445	160.7	284.3	36%	0			
Traffic	400	382.8	17.2	96%	325	340	-15	105%
Lt. Walker								
K9	100	183.1	-83.1	183%	0			
<i>K9 requested extra hours as they projected they would go over their bank for the year. The request was granted; for bookkeeping purposes, their bank will show a negative amount and at year's end, the total overage will be deducted from the Emergency Bank.</i>								
TEAM9	445	293.6	151.4	66%	0			
TEAM11	445	144.0	301.0	32%	0			
TEAM13	445	284.2	160.8	64%	0			
TEAM15	445	155.5	289.5	35%	0			
Lt. McGovern								
MAJCR	1350	1186.9	163.1	88%	550	1078	-528	196%
SAU	175	174.1	0.9	99%	400	679	-279	170%
TAC	250	137.8	112.3	55%	0			
Lt. Mullennix								
NIRO/DV/Admin	275	187.8	87.2	68%				
Property Room	40	42.5	-2.5	106%	0			
Lt. Richards								
CIU	100	43.5	56.5	44%	0			
Dignitary	280	71.1	208.9	25%	0			
Gang	1255	133.8	1121.3	11%	0			
Honor Guard	140	207.3	-67.3	148%	0			
SIU	800	107.3	692.7	13%	0			
Lt. Carl								
Academy	450	281.9	168.1	63%	0			
Hostage	280	76.4	203.6	27%	0			
Lt. Meidl								
CIT	120	4.0	116	0	0			

Spokane Police Department
Overtime Usage Bank
December 2009

	Overtime Bank	OT Hours Used	OT Hours Left	% Used	On-Call Bank	On-Call Hours Used	On-Call Hours Left	% Used
Lt. Olson								
Community Services	60	59.5	0.5	99%	0			
Special Events	2900	3602.8	-702.8	124%	0			
	<i>Special Events requested extra hours as they projected they would go over their bank for the year. The request was granted; for bookkeeping purposes, their bank will show a negative amount once they exceed their allocated amount. At year's end, the total overage will be deducted from the Emergency Bank.</i>							
Volunteer Services	40	55.3	-15.3	138%	0			
	<i>Volunteer Services requested more hours so they could conduct a Co-Op Academy, whose volunteer hours assist in reducing overtime in other areas of the department. The request was granted; for bookkeeping purposes, their bank will show a negative amount. At year's end, the total overage will be deducted from the Emergency Bank.</i>							
NRO	80	45.4	34.6	57%				
Abandoned Auto	0		0.0		0			
Patrol Administration	10	4.5	5.5	45%	0			
Fleet	40	45.3	-5.3	113%	0			
Theresa Giannetto								
RCRD1	400	259.4	140.6	65%	0			
RCRD2	400	182.7	217.3	46%	0			
RCRD3	400	183.2	216.8	46%	0			
Ryan Shaw								
Crime Analysis	0		0.0	0%	0			
Marisa Kurtz								
RADIO1	1400	1560.0	-160.0	111%	1600	1388	212	87%
RADIO2	1400	1102.0	298.0	79%	1600	1376	224	86%
Admin								
ADMIN	285	262.6	22.4	92%	0			
PIO	150	55.2	94.8	37%	0			
Downtown Bike	960	832.7	127.3	87%	0			
Grants (All)	0	2359.6						
Reimbursed (w/o S.E.)	0	2186.3						
LEIS	0				0			

Emergency Bank	Bank	Used	Remaining
Bank Usage	9600		9600

On-Call used to be rolled into the overtime budget line; effective mid-2009, it is now its own budget line. As such, Traffic, MCU, and SAU are all being allowed to rollover their bank hours since they have enough budgeted in this new budget line.

Spokane Police Department Accountability Information Management

Department Spending



SERVICE PRIDE DEDICATION



**Estimated SPD 2009 Ending Balance
as of December 31, 2009**

	Budget	YTD Expenditures	Encumbrances	Estimate to Year End	Ending Balance	Percent Used	
Salaries/Wages	28,039,971	27,301,637			738,334	97%	
Non Commission OT	243,200	266,876			(23,676)	110%	
Commission OT	1,187,952	1,233,116			(45,164)	104%	
Deferred Comp	1,188,178	1,319,359			(131,181)	111%	
Misc Add-to-pays	1,372,260	1,383,276			(11,016)	101%	
Termination Payouts	0	300,972			(300,972)	#DIV/0!	
Benefits (med/dent/life)	7,816,241	7,645,824			170,417	98%	
M&O (supplies/services)	2,720,361	2,059,447	455,587		205,326	92%	
IG Services	1,824,982	529,668	42,433	1,250,000	2,881	31%	**
Capital	1,376,951	588,885	783,261		4,805	100%	
IF Services	4,620,432	4,521,253	0		99,179	98%	
Operating Transfers Out	1,023,934	1,023,934			0	100%	
Contra Account	(1,000,000)				(1,000,000)		
Ending Balance	50,414,462	48,174,248	1,281,281	1,250,000	(291,067)	98%	

** Estimated amount for Joint Use costs

Estimated ending balance... accounts will not be finalized until end of first quarter (approximately)

**Spokane Police Department
Expenditure Trend Rpt YTD Actuals**

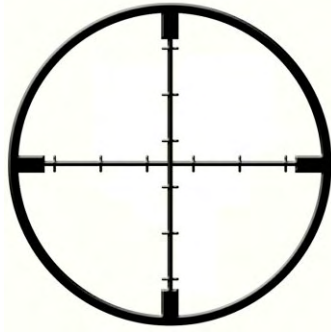
ACCT NO.	DESCRIPTION	Budget	Enc 2009	YTD	Balance	% of 2009 w/o enc	% of 2009 w/ enc
December = 99% of the year							
LAW ENFORCEMENT ADMINISTRATION							
0680 21100 53000	SUPPLIES	\$ 34,141.00	\$ (1,407.36)	\$ 15,898.31	\$ 19,650.05	46.6%	42.4%
0680 21100 54000	OTHER SERVICES & CHARGES	\$ 195,555.00	\$ 22,978.46	\$ 157,079.51	\$ 15,497.03	80.3%	92.1%
INVESTIGATIONS/NIRO							
0680 21211 53000	SUPPLIES	\$ 7,550.00	\$ -	\$ 5,742.74	\$ 1,807.26	76.1%	76.1%
0680 21211 54000	OTHER SERVICES & CHARGES	\$ 14,712.00	\$ -	\$ 9,130.21	\$ 5,581.79	62.1%	62.1%
MAJOR CRIMES							
0680 21212 53000	SUPPLIES	\$ 7,647.00	\$ 9.17	\$ 9,838.70	\$ (2,200.87)	128.7%	128.8%
0680 21212 54000	OTHER SERVICES & CHARGES	\$ 30,870.00	\$ 33.68	\$ 32,639.26	\$ (1,802.94)	105.7%	105.8%
CIU							
0680 21213 53000	SUPPLIES	\$ 3,300.00	\$ -	\$ 1,966.07	\$ 1,333.93	59.6%	59.6%
0680 21213 54000	OTHER SERVICES & CHARGES	\$ 13,772.00	\$ -	\$ 12,438.70	\$ 1,333.30	90.3%	90.3%
CRIME ANALYSIS							
0680 21215 53000	SUPPLIES	\$ 7,942.00	\$ (0.01)	\$ 2,456.12	\$ 5,485.89	30.9%	30.9%
0680 21215 54000	OTHER SERVICES & CHARGES	\$ 2,235.00	\$ -	\$ 1,715.01	\$ 519.99	76.7%	76.7%
PATROL							
0680 21221 53000	SUPPLIES	\$ 39,698.00	\$ 1,453.55	\$ 37,120.45	\$ 1,124.00	93.5%	97.2%
0680 21221 54000	OTHER SERVICES & CHARGES	\$ 46,366.00	\$ 70.66	\$ 43,085.50	\$ 3,209.84	92.9%	93.1%
K-9							
0680 21222 53000	SUPPLIES	\$ 9,146.00	\$ 193.45	\$ 8,061.49	\$ 891.06	88.1%	90.3%
0680 21222 54000	OTHER SERVICES & CHARGES	\$ 11,950.00	\$ -	\$ 11,194.30	\$ 755.70	93.7%	93.7%
C.O.P.S.							
0680 21223 53000	SUPPLIES	\$ 400.00	\$ -	\$ 225.13	\$ 174.87	56.3%	56.3%
0680 21223 54000	OTHER SERVICES & CHARGES	\$ 382,278.00	\$ 60,452.23	\$ 318,144.89	\$ 3,680.88	83.2%	99.0%
TRAFFIC							
0680 21224 53000	SUPPLIES	\$ 41,066.00	\$ 10.86	\$ 9,508.84	\$ 31,546.30	23.2%	23.2%
0680 21224 54000	OTHER SERVICES & CHARGES	\$ 22,843.00	\$ (573.22)	\$ 19,404.20	\$ 4,012.02	84.9%	82.4%
EXTRA DUTY EMPLOYMENT							
0680 21225 54000	OTHER SERVICES & CHARGES	\$ 37,917.00	\$ 2,916.63	\$ 35,025.23	\$ (24.86)	92.4%	100.1%

**Spokane Police Department
Expenditure Trend Rpt YTD Actuals**

ACCT NO.	DESCRIPTION	Budget	Enc 2009	YTD	Balance	% of 2009 w/o enc	% of 2009 w/ enc
December = 99% of the year							
SIU							
0680	21231 53000	\$ 9,750.00	\$ 16.24	\$ 9,387.53	\$ 346.23	96.3%	96.4%
0680	21231 54000	\$ 19,955.00	\$ 3,198.05	\$ 12,153.53	\$ 4,603.42	60.9%	76.9%
CRITICAL INCIDENT MANAGEMENT							
0680	21232 53000		\$ -	\$ -	\$ -	0.0%	0.0%
0680	21232 54000		\$ 42.57	\$ -	\$ (42.57)	0.0%	0.0%
TAC TEAM							
0680	21233 53000	\$ 14,479.00	\$ 3,395.13	\$ 10,065.63	\$ 1,018.24	69.5%	93.0%
0680	21233 54000	\$ 2,321.00	\$ -	\$ 2,591.16	\$ (270.16)	111.6%	111.6%
INNOVATIVE STRATEGIES							
0680	21234 53000	\$ -					
0680	21234 54000	\$ -					
EXPLOSIVE DISPOSAL UNIT							
0680	21235 53000	\$ 18,842.00	\$ 22.23	\$ 9,152.43	\$ 9,667.34	48.6%	48.7%
0680	21235 54000	\$ 15,329.00	\$ 25.00	\$ 13,759.58	\$ 1,544.42	89.8%	89.9%
GANG ENFORCEMENT TEAM							
0680	21236 53000	\$ 7,451.00	\$ -	\$ 3,418.85	\$ 4,032.15	45.9%	45.9%
0680	21236 54000	\$ 51,097.00	\$ 2,466.01	\$ 43,821.22	\$ 4,809.77	85.8%	90.6%
SWAT							
0680	21237 53000	\$ 19,699.00	\$ -	\$ 22,051.40	\$ (2,352.40)	111.9%	111.9%
0680	21237 54000	\$ 15,332.00	\$ -	\$ 6,805.46	\$ 8,526.54	44.4%	44.4%
HOSTAGE							
0680	21238 53000	\$ 3,200.00		\$ 1,173.41	\$ 2,026.59	36.7%	36.7%
0680	21238 54000	\$ 5,300.00	\$ -	\$ 1,460.82	\$ 3,839.18	27.6%	27.6%
AT RISK YOUTH							
0680	21310 54000			\$ -	\$ -	0.0%	0.0%
DOMESTIC VIOLENCE							
0680	21320 53000	\$ 6,373.00	\$ -	\$ 4,362.94	\$ 2,010.06	68.5%	68.5%
0680	21320 54000	\$ 90,980.00	\$ 958.83	\$ 89,250.39	\$ 770.78	98.1%	99.2%

**Spokane Police Department
Expenditure Trend Rpt YTD Actuals**

ACCT NO.	DESCRIPTION	Budget	Enc 2009	YTD	Balance	% of 2009 w/o enc	% of 2009 w/ enc
December = 99% of the year							
VOLUNTEER SERVICES							
0680 21330 53000	SUPPLIES	\$ 8,850.00	\$ (4.62)	\$ 1,244.26	\$ 7,610.36	14.1%	14.0%
0680 21330 54000	OTHER SERVICES & CHARGES	\$ 45,609.00	\$ -	\$ 33,192.42	\$ 12,416.58	72.8%	72.8%
COMMUNITY RELATIONS							
0680 21340 54000	OTHER SERVICES & CHARGES			\$ 80.73	\$ (80.73)	0.0%	0.0%
PLANNING UNIT							
0680 21360 53000	SUPPLIES	\$ 4,050.00	\$ 226.27	\$ 2,729.91	\$ 1,093.82	67.4%	73.0%
0680 21360 54000	OTHER SERVICES & CHARGES	\$ 6,047.00	\$ -	\$ 2,258.21	\$ 3,788.79	37.3%	37.3%
TRAINING							
0680 21400 53000	SUPPLIES	\$ 184,014.00	\$ 79,211.01	\$ 95,411.94	\$ 9,391.05	51.9%	94.9%
0680 21400 54000	OTHER SERVICES & CHARGES	\$ 119,563.00	\$ 4,597.23	\$ 91,570.67	\$ 23,395.10	76.6%	80.4%
PROPERTY ROOM							
0680 21910 53000	SUPPLIES	\$ 9,495.00	\$ -	\$ 7,814.33	\$ 1,680.67	82.3%	82.3%
0680 21910 54000	OTHER SERVICES & CHARGES	\$ 6,235.00	\$ 138.30	\$ 6,255.94	\$ (159.24)	100.3%	102.6%
PROTECTION SERVICES							
0680 21920 53000	SUPPLIES	\$ 326,982.00	\$ 111,364.68	\$ 211,926.26	\$ 3,691.06	64.8%	98.9%
0680 21920 54000	OTHER SERVICES & CHARGES	\$ 644,128.00	\$ 172,666.50	\$ 472,744.31	\$ (1,282.81)	73.4%	100.2%
POLICE RECORDS							
0680 21930 53000	SUPPLIES	\$ 27,947.00	\$ -	\$ 16,181.79	\$ 11,765.21	57.9%	57.9%
0680 21930 54000	OTHER SERVICES & CHARGES	\$ 98,137.00	\$ 47,490.39	\$ 42,385.37	\$ 8,261.24	43.2%	91.6%
COMMUNICATIONS ADMINISTRATION							
0680 28100 53000	SUPPLIES	\$ 21,944.00	\$ 150.00	\$ 18,716.92	\$ 3,077.08	85.3%	86.0%
0680 28100 54000	OTHER SERVICES & CHARGES	\$ 27,864.00	\$ 2,484.26	\$ 23,489.87	\$ 1,889.87	84.3%	93.2%
POLICE		\$ 2,720,361.00	\$ 514,586.18	\$ 1,986,131.94	\$ 219,642.88	73.0%	91.9%



AIM

Spokane Police Department
Accountability Information Management


E.L.I. Team Reports



SERVICE PRIDE DEDICATION



No E.L.I. Reports Available This Month



Spokane Police Department
Accountability Information Management

Appendix A

Unit Metrics



SERVICE PRIDE DEDICATION



Abandoned Auto Unit

	Current Month	Same Month Previous Year	Year To Date	Previous Year Year to Date
Tags	294	184	3123	3156
Tows	42	90	580	849
Hotline Tips	421	500	5716	5522
Citizen Contacts	60	53	769	802

Child Abuse Unit

	Current Month	Same Month Previous Year	Year To Date	Previous Year Year to Date
Cases Received	48		346	
Cases Assigned	11		136	
Case Load per Detective	6		58	
Referrals to CPS	0		0	

Collisions

	Current Month	Same Month Previous Year	Year To Date	Previous Year Year to Date
Non-Injury	183		1072	
Injury	103		518	
Fatal	2		7	
Right Angle	77		423	
Sideswipe	33		138	
Rear End	66		284	
Head On	5		19	
Fixed Object/Parked Vehicle	51		422	
Approach Turn	23		106	
Pedestrian/Bike	16		87	
Backing Up	17		106	
Other	0		0	

**Please note this data is for
November 2009**

Communications Center

	Current Month	Same Month Previous Year	Year To Date	Previous Year Year to Date
Calls Processed	14671		141810	
Calls Disposed by Dispatch	4464		44008	
Total Phone Calls	14053		83049	
Channel 2 Down Hours (Day)	124		1045	
Channel 2 Down Hours (Night)	140		1277	
Shifts with No Supervisor (Day)*	4		31	
Shifts with No Supervisor (Night)*	0		48	

*May have been filled through OT, Out of Grade, or left unfilled

Community Services Unit

	Current Month	Same Month Previous Year	Year To Date	Previous Year Year to Date
Volunteer Services				
Volunteer Hours	4218		35450	
Special Events				
Number of Events	2		29	
Event OT	124		3117	
Extra Duty				
Total Hours	497		2600	
Total Jobs	94		535	

Dignitary Protection Team

	Current Month	Same Month Previous Year	Year To Date	Previous Year Year to Date
Digniatry Visit	0		3	
Consultations for Dignitary Visit	2		18	

Downtown Bicycle Patrol

	Current Month	Same Month Previous Year	Year To Date	Previous Year Year to Date
Calls for Service			252	
Self-Initiated Activity			2555	
Citizen Contacts			3117	
Business Contacts			2049	
Traffic Hazardous			97	
Traffic Non-Hazardous			136	
Misd. Arrests			63	
Felony Arrests			9	
Non-O.T. Hours			1328	
O.T. Hours			814	
O.T hours paid by DS			0	

Downtown NRO

	Current Month	Same Month Previous Year	Year To Date	Previous Year Year to Date
911 CFS	12		102	
Officer Self-Initiated	68		529	
911 and Officer Self-Initiated	80		631	
Felony Arrests	3		18	
Misd Arrests	8		71	
Civil Infractions (Non-Traffic)	0		41	
Traffic Hazardous	1		15	
Traffic Non-Hazardous	1		5	
DUI	0		1	
Public/Citizen Contacts	421		1939	
STA Related Calls	32		114	

EDU

	Current Month	Same Month Previous Year	Year To Date	Previous Year Year to Date
Training Hours	20		163	
Responses	6		44	
IED	0		5	
Suspicious Package	3		18	
Military Ordnance	0		4	
Comm. Explosives/Fireworks	2		9	
Post Blast	1		5	
Other Tactical	0		2	
IEDs Handled by Technician	0		5	

False Alarm

	Current Month	Same Month Previous Year	Year To Date	Previous Year Year to Date
Total False Alarm	124		689	
Total Alarms	312		2585	
90 Day Payment Rate	89.67%		732.41%	
90 Day Payment Recovery	\$26,672.00		\$231,220.06	
Alarm Recovery	\$8,551.00		\$59,068.00	
Registration Costs	\$18,121.00		\$79,988.00	

Fleet

	Current Month	Same Month Previous Year	Year To Date	Previous Year Year to Date
Patrol Cars	141		141	
Patrol Use	61		61	
Traffic Use	37		38	
K9 Use	9		9	
NRO Use	9		9	
Volunteer Services Use	6		6	
Abandoned Auto Use	2		2	
SWAT Use	5		5	
TAC Use	2		2	
EDU Use	2		2	
Hostage Use	2		2	
Other Patrol Use	6		6	
Investigation Cars	99		104	
Investigation Use	53		55	
SIU Use	32		35	
GET Use	5		5	
Property Room Use	2		2	
Other Investigations Use	7		7	
Other Cars	61		70	
Academy Use	9		9	
Academy PIT Use	6		7	
Administration Use	11		11	
Chaplins Use	3		3	
COPS Use	4		4	
Other Use	7		7	
Undeployed Fleet	21		25	
Fleet Fuel(gallons)	15596		119873	
Fleet Fuel Cost	\$43,928.17		\$319,223.83	

Veh w/Mileage 0-59999	67	69
Veh w/Mileage 60000-79999	31	31
Veh w/Mileage 80000-99999	45	47
Veh w/Mileage 100000-109999	21	21
Veh w/Mileage 110000-119999	13	16
Veh w/Mileage Over 120000	11	12

Gang Enforcement Team

	Current Month	Same Month Previous Year	Year To Date	Previous Year Year to Date
Cases Investigated	7		72	
Self Initiated Cases	4		54	
Cases Settled	9		75	
Arrests	4		71	
Search Warrants Executed	6		36	
Reports Evaluated	311		2941	
FIs Written or Reviewed	120		2434	
Detailed Gang Interviews	1		32	
Agency Assists	37		365	
Classes Taught	1		16	
<u>Field Operations</u>				
Marijuana Arrests	0		7	
Meth Arrests	3		12	
Heroin Arrests	0		4	
Crack/Cocaine Arrests	5		6	
Ecstasy Arrests	0		1	
Firearm Arrests	1		6	
Other Felony Arrests	7		39	
Marijuana Buys	0		8	
Meth Buys	0		10	
Heroin Buys	0		15	
Crack/Cocaine Buys	0		26	
Ecstasy Buys	0		12	
Firearm Buys	0		3	
<u>Seizures</u>				
Money Seized	\$0.00		\$14,170.00	
Vehicles Seized	0		11	
Firearms Seized	0		5	

Hostage Negotiator Team

	Current Month	Same Month Previous Year	Year To Date	Previous Year Year to Date
Call-Outs	0		6	
Sucide/Mental Health/Barricade	22		231	
Training Attended/Provide	72		732	

K9

	Current Month	Same Month Previous Year	Year To Date	Previous Year Year to Date
Patrol Dog Deployments				
Patrol Dog Uses	84	101	1008	1341
Patrol Dog Felony Finds	3	3	82	112
Patrol Dog Misdemeanor Finds	11	0	41	33
Suspect Apprehensions	0	2	6	11
Drug Dog Deployment				
Drug Dog Uses	19	0	403	492
Drug Dog Felony Finds	7	0	116	133
Drug Dog Misdemeanor Finds	10	0	94	160
Community Demos	0	0	11	11
911 CFS	44	89	460	771
Officer Self Initated	59	119	546	702
Total CFS and S.I.	103	208	945	1473
Misd. Arrests	6	12	48	92
Felony Arrests	1	4	35	47
Traffic Hazardous	1	13	141	174
Traffic Non-Hazardous	11	7	152	139
DUI	1	0	4	4

Major Crimes Unit

	Current Month	Same Month Previous Year	Year To Date	Previous Year Year to Date
Homicides Investigated	1		4	
Homicides Settled	1		3	
Deaths Reported	23		157	
Deaths Investigated	4		36	
Assaults Reported	26		264	
Assaults Investigated	16		138	
Assaults Settled	10		86	
Assaults Suspended	3		49	
Robbery Reported	36		247	
Robbery Investigated	18		119	
Robbery Settled	3		72	
Robbery Suspended	6		52	

NRO

	Current Month	Same Month Previous Year	Year To Date	Previous Year Year to Date
Neighborhood Problem Solving	189	0	1075	0
Misd Arrests	16	0	126	0
Felony Arrests	2	0	13	0
Traffic Hazardous	8	0	45	0
Traffic Non-Hazardous	9	0	40	0
DUI	2	0	4	0
Community Meetings	6	0	124	0

Patrol

	Current Month	Same Month Previous Year	Year To Date	Previous Year Year to Date
911 CFS	5244	5489	70363	69637
Officer Self Initiated	2449	2374	40171	33985
Total CFS and SI	7693	7863	110544	103622
Response Time Priority 1	5	8	5.91666666666667	6.33333333333333
Response Time Priority 2	6	6	5.25	5.25
Response Time Priority 3	32	29	29.25	24.5
Misd Arrests	764	522	10102	9338
Felony Arrests	227	229	3661	3500
Traffic Hazardous	629	584	10669	7871
Traffic Non-Hazardous	773	597	12603	8563
DUI	66	55	866	766
Pursuits Total	2	0	41	0
Pursuits with apprehension	2	0	27	0
Pursuits Terminated	1	0	20	0
Pursuits with Damage	0	0	0	0
CIT response with Transport	13	0	63	0
CIT responses with No Transport	13	0	60	0

Photo Red

	Current Month	Same Month Previous Year	Year To Date	Previous Year Year to Date
Francis and NB Division				
Citations Issued	171		1367	
Collisions	0		0	
Francis and SB Division				
Citations Issued	248		2527	
Collisions	0		0	
Mission and Hamilton				
Citations Issued	66		520	
Collisions	0		0	
Sprague and Browne				
Citations Issued	78		458	
Collisions	0		0	
Revenue	\$52,887.36		\$405,656.55	
Hearing or Appeal	0		1019	
Dismissals	0		62	

PIO

	Current Month	Same Month Previous Year	Year To Date	Previous Year Year to Date
Written Releases	33		211	
Shift PIO Interviews	255		1005	
Web Visitors	11153		83861	
Total Subscribers	3122		21152	
Newsletter Subscribers	712		5549	
Crimestoppers Tips	50		584	

Property Crimes and DV Unit

	Current Month	Same Month Previous Year	Year To Date	Previous Year Year to Date
Cases Received and Screened	133		1364	
Cases Assigned	72		706	
Cases Resolved	21		270	
Settle Status				
Adult Warrant Requested	18		151	
Suspended	2		89	
Exceptional Clearance	1		11	
Citation Issued	0		2	
Juvenile Arrest	0		1	
Juvenile Warrant Requested	0		2	
Settled Officer	0		8	
Unfounded	0		2	

Property Evidence Facility

	Current Month	Same Month Previous Year	Year To Date	Previous Year Year to Date
Total Items Entered	2324		19419	
Items Cleared	2169		20163	
Weapons Entered	77		732	
Weapons Cleared	32		526	
Drugs Entered	339		3040	
Drugs Destroyed	0		4062	
Vehicles Entered	14		55	
Vehicles Cleared	7		52	
Citizen Counter	305		2736	

Records

	Current Month	Same Month Previous Year	Year To Date	Previous Year Year to Date
Runaways/Missing Reported	279	173	3562	2438
Court Entries (Warrant and DV)	4919	3299	65302	57100
Reports Provided to Other Agencies	8702	5546	113207	58240
Public Disclosure Requests (pages)	9430	4725	82887	68177
Phone Calls	2880	2023	37056	34114
Data Entry (in pages)	29227	23380	329859	389671
Pages Scanned	55648	25973	592758	434925

Sexual Assault Unit

	Current Month	Same Month Previous Year	Year To Date	Previous Year Year to Date
Sexual Assault Investigated	22		202	
Acquaintance	20		173	
Stranger-to-Stranger	2		29	
Sexual Assault Settled	0		1	
Sexual Assault of Child Invest.	18		156	
Sexual Assault of Child Settle	6		40	
Cases Recieved	47		605	
Cases Assigned	22		202	
Case Load per Detective	4		39	

Sexual Exploitation Unit

	Current Month	Same Month Previous Year	Year To Date	Previous Year Year to Date
RSO Registrations Processed	408		1618	
RSO Address Verifications	86		808	
RSO Living in City Limits	835		6899	
Cases Assigned	5		48	

Skills Center

	Current Month	Same Month Previous Year	Year To Date	Previous Year Year to Date
Classroom Hours	120		823	

Program Overview

Classroom teaching and two weeks Christmas vacation

Special Investigations Unit

	Current Month	Same Month Previous Year	Year To Date	Previous Year Year to Date
Patro Cases Processed	40		324	
Self Initiated Cases	18		153	
Cases Settled	55		370	
Arrests	10		143	
Search Warrants Executed	6		66	
Drug Seizures (Arrests Made by Drug Type)				
Marijuana Arrests	8		42	
Meth Arrests	24		138	
Heroin Arrests	6		56	
Cocaine Arrests	2		40	
Other Drug Arrests	13		75	
Other Seizures				
Money Seized	\$2,339.00		\$122,264.05	
Vehicles Seized	0		13	
Firearms Seized	0		11	

SWAT

	Current Month	Same Month Previous Year	Year To Date	Previous Year Year to Date
Stand-off/Weapon/Barricade Call	0		4	
High Risk Search Warrant	3		28	
Team Training Hours	16		296	
Marksman Training Hours	8		40	
CART Training Hours	5		25	

TAC (Crowd Control Team)

	Current Month	Same Month Previous Year	Year To Date	Previous Year Year to Date
Concert	0		3	
Special Event	2		16	
Demonstration	0		0	

Targeted Crimes and Fraud Unit

	Current Month	Same Month Previous Year	Year To Date	Previous Year Year to Date
Cases Received and Screened	61		622	
Cases Assigned	37		312	
Cases Resolved	5		84	
Settle Status				
Adult Warrant Requested	5		47	
Suspended	1		30	
Exceptional Clearance	0		2	
Citation Issued	0		0	
Juvenile Arrest	0		0	
Juvenile Warrant Requested	0		1	
Settled Officer	0		3	
Unfounded	0		1	

Traffic

	Current Month	Same Month Previous Year	Year To Date	Previous Year Year to Date
911 CFS	187	161	1910	2225
Officer Self Initated	1074	498	16326	14133
Total CFS and S.I.	1261	659	18236	16358
Misd. Arrests	51	25	723	717
Felony Arrests	6	2	208	91
Traffic Hazardous	835	326	12510	9075
Traffic Non Hazardous	463	180	6686	4683
DUI	6	1	63	79
Commercial Vehicle				
Traffic Hazardous	150	34	1715	1283
Traffic Non-Hazardous	99	76	1202	1290

Training Center

	Current Month	Same Month Previous Year	Year To Date	Previous Year Year to Date
Hosted Schools	12		82	
BLEA Training Day	0		0	
Recruits in Training (BLEA/FTO	0		8	
Applicants Processed	2		4	

In Service

Subject Matter In-service

Subject Matter

Firearms

Course of Fire

Spokane Police Department

Accountability Information Management

This monthly report is produced by the Operations Analysis & Planning Unit of the Spokane Police Department. Any questions or comments should be directed to Carly Cortright, 1100 W. Mallon Ave, Spokane, WA 99260 or ccortright@spokanepolice.org.



Disclaimer

The Records Unit and Property and Evidence Unit of the Spokane Police Department provide service to outside agencies as part of their core job responsibilities. As such, their performance measures should not be viewed as pertaining to activity occurring solely within City of Spokane limits.

Various methods of reporting are used to compile the performance measures in this report. Reporting is based on known data at the time of publication; data may be subject to change if additional information becomes available.

SERVICE PRIDE DEDICATION