

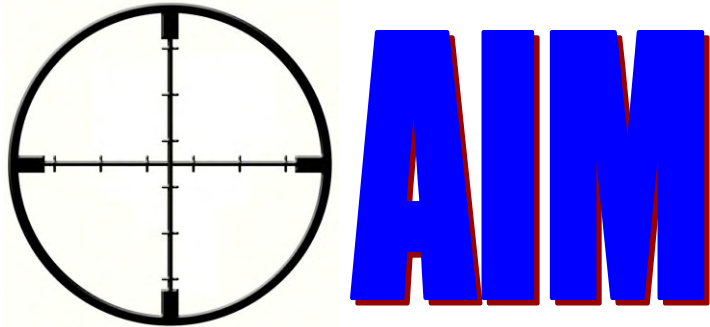
Spokane Police Department
Accountability Information Management

Monthly Report
For
November 2009



SERVICE PRIDE DEDICATION





Spokane Police Department
Accountability Information Management

Contents:

Monthly Performance Metrics & Analysis

Department Business Practices & Statistical Analysis
Unit Metrics

Crime and Neighborhood Issues

Weekly Crime Trends
Department Response

Personnel Management

I.A. Reports
Unit Staffing and In-Field Time

Budget Oversight


Overtime Bank
Department Spending

E.L.I. Team Reports



SERVICE PRIDE DEDICATION





Spokane Police Department
Accountability Information Management

Monthly Performance Metrics & Analysis

Department Business Practices &
Statistical Analysis
Unit Metrics



SERVICE PRIDE DEDICATION



Spokane Police Department Accountability Information Management

Department Business Practices &
Statistical Analysis



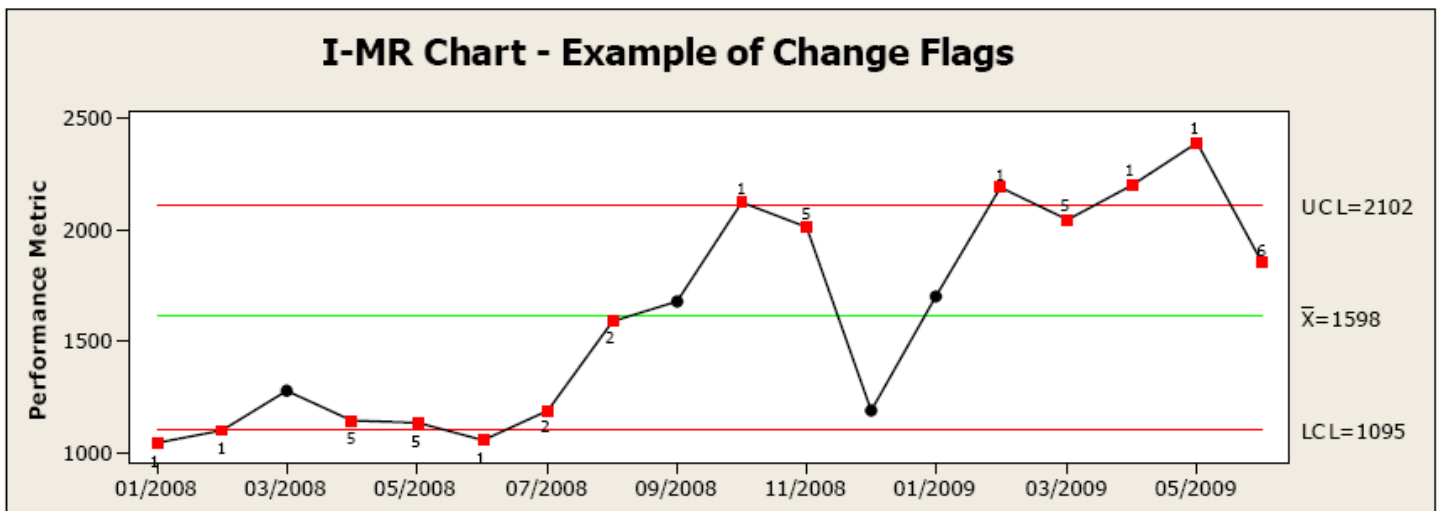
SERVICE PRIDE DEDICATION



Every month, the performance metrics for the various units of SPD will be analyzed to determine if there has been any statistical change in performance. This analysis will be conducted using software¹; if a unit's metrics show no change, it will simply be noted there was no change. However, if a change was noted, the graph will be attached along with a brief description of the metric in question. If a reason for the change is known, it will be noted. If the reason for change is unknown, further follow-up will be needed; results of that follow-up will be published the following month.

Analysis Interpretation

The statistical software uses graphs to indicate when a statistical change has occurred. It flags that change with a red box and a corresponding number. Please use the following graph as reference for a translation of the various numbers and what they mean.



The green line indicates the average over the time frame displayed for the data set being measured. The two red lines represent three standard deviations both below and above the average. It is normal to have fluctuation over time; in general, a single data point within three standard deviations would be considered normal change (unless otherwise indicated).

Please reference the following for an explanation of what the different numbered flags represent:

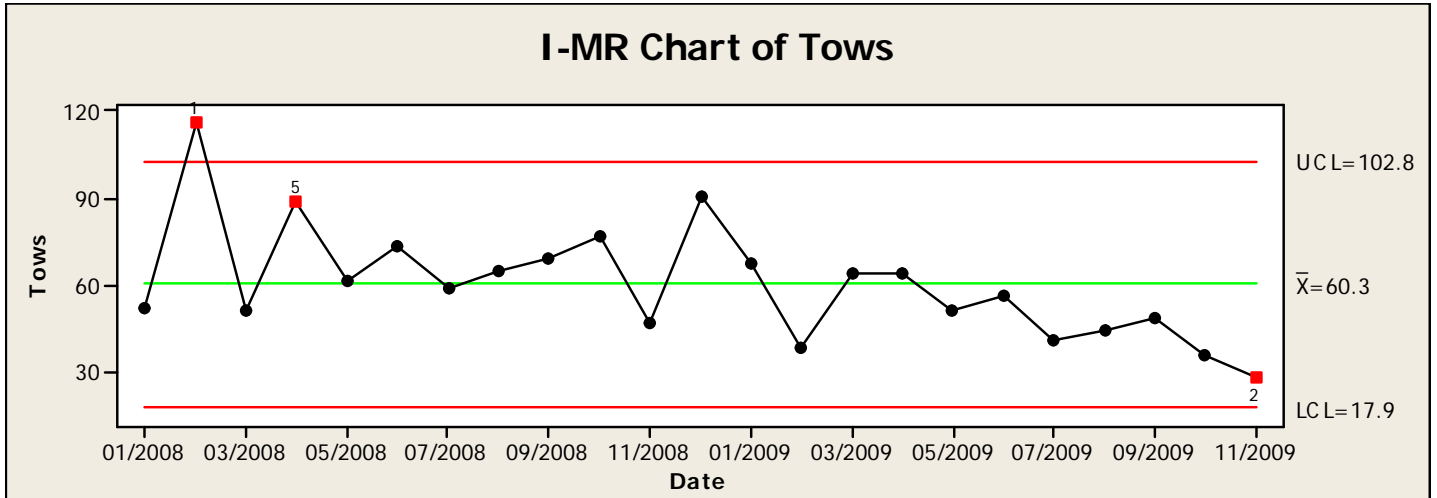
1. One data point over three standard deviations from the average;
2. Seven data points in a row on one side of average (over or under);
3. Six data points in a row, either increasing or decreasing;
4. Fourteen data points, alternating up and down;
5. Two out of three data points in a row are above/below two standard deviations from average;
6. Four out of five data points in a row are above/below one standard deviation from average;
7. Fifteen data points in a row within one standard deviation from average;
8. Eight data points in a row above/below one standard deviation from average.

¹ Minitab

Operations Bureau

Abandoned Auto

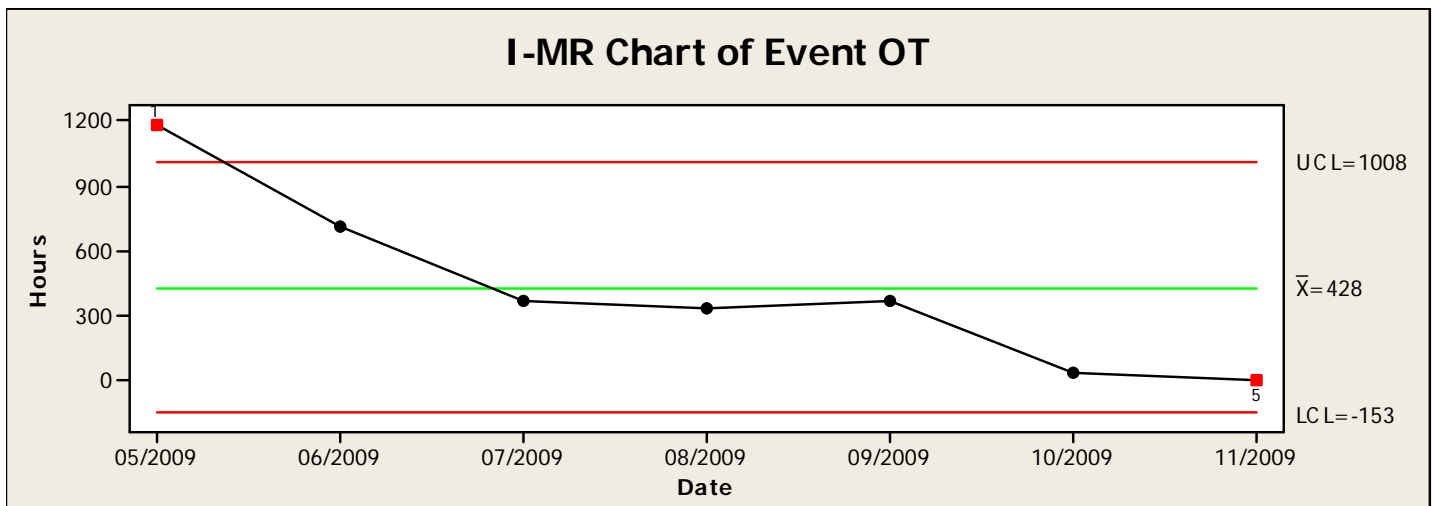
The *Tows* performance metric registered several change flags; explanation is not needed on the early 2008 data. However, the November 2009 flag indicates tows from May-November 2009 are all below average. Visually, the downward trend indicates a steady decrease from an average of 60 tows over the last 23 months. Further explanation is needed for this decrease.



No follow-up from prior month; follow-up is needed on *Tows*.

Community & Volunteer Services

The *Event OT* (overtime) metric displays statistical anomalies for two months. This can be explained by the varying pattern of special events in Spokane. Two of Spokane's largest events, Bloomsday and the Lilac Parade, occur in May, both requiring overtime. However, there are typically less special events in winter months. Therefore, further explanation is not needed.



AIM Statistical Analysis for November 2009

No follow-up from prior month.

Dignitary Protection

No change in performance metrics.

No follow-up from prior month.

Downtown Bike Patrol

No change in performance metrics – Downtown Bike Patrol program is suspended for winter.

No follow-up from prior month.

Downtown Neighborhood Resource Officer

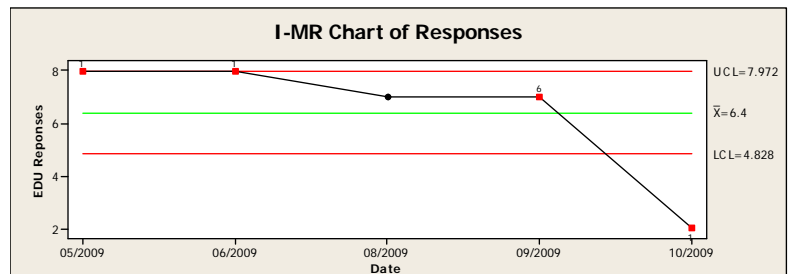
The Downtown NROs will be tracked separate from the other Neighborhood Resource Officers effective with this report as their job responsibilities, and therefore performance metrics, vary significantly from the other NROs. Baseline data is still being established; analysis will be conducted next month.

No follow-up from prior month.

Explosive Disposal Unit

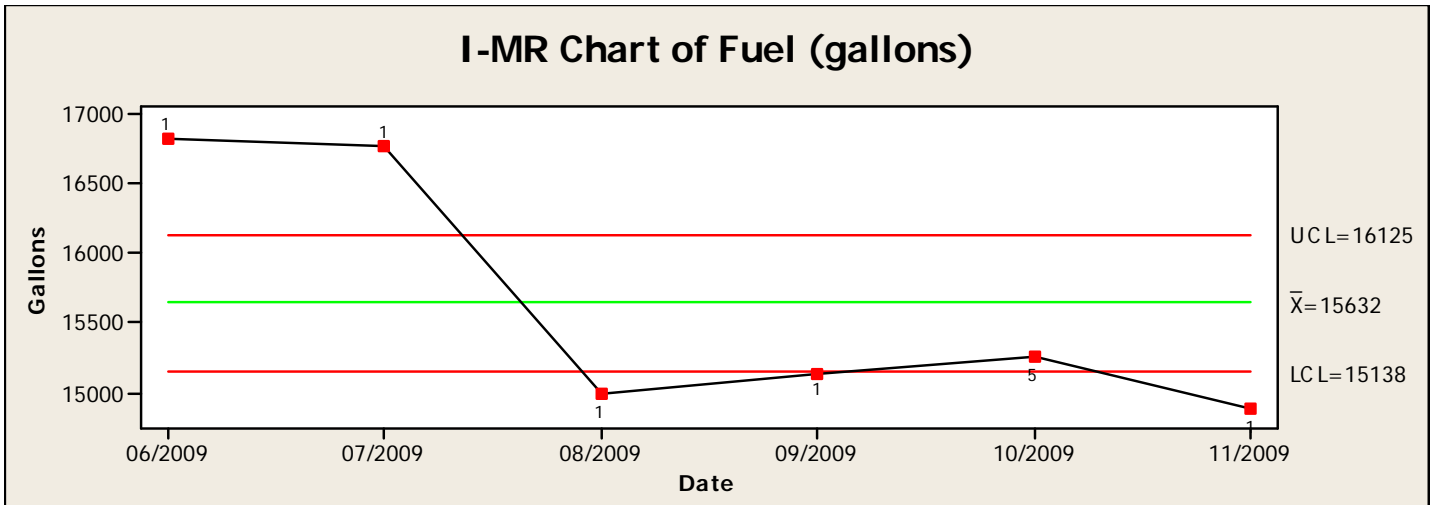
No change in performance metrics.

Follow-up from October 2009 report on *Responses* (see graph to right for reference) revealed that EDU is subject to call-out in regards to possible explosives found. It is not unusual to have a low or high month; based on the lack of historical baseline data available, there is no reason to examine this further at this time.



Fleet

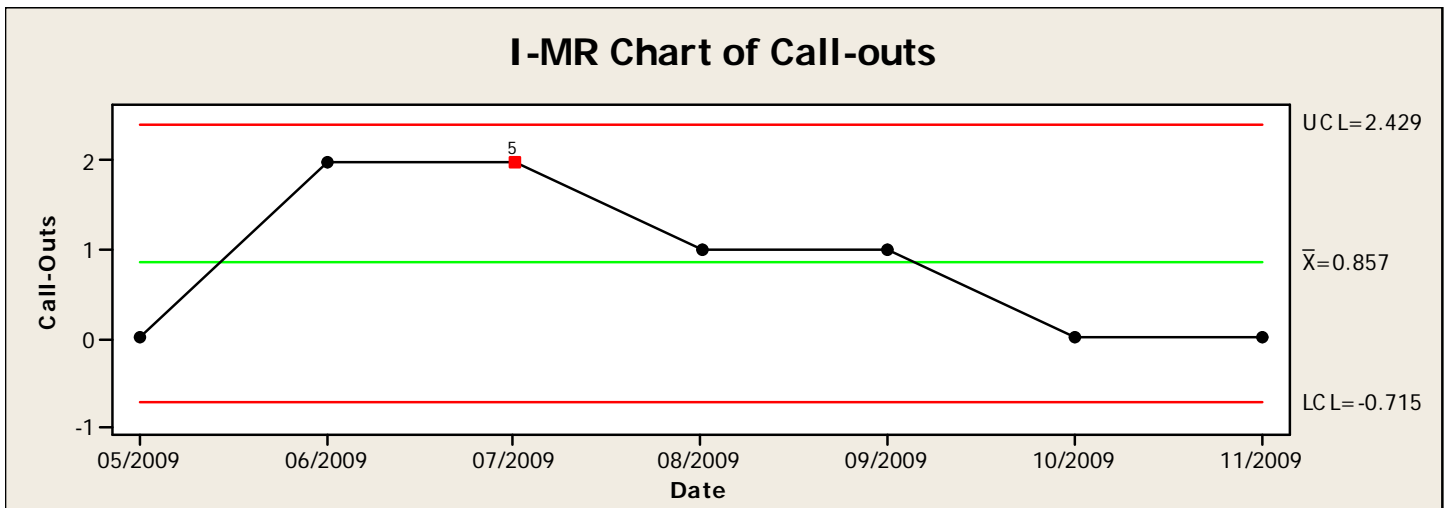
As analysis of the *Fuel* metric for Fleet indicates (see graph on following page), there is insufficient historical data to establish an accurate baseline for average fuel consumption, thereby creating statistical flags for every month. However, visually, the data does indicate fuel consumption is higher in June and July. This could be due to EVOC training and the increased use of vehicles for this training; however, confirmation of this explanation is needed.



No follow-up from prior month; follow-up is needed on Fuel performance metric.

Hostage Negotiation Team

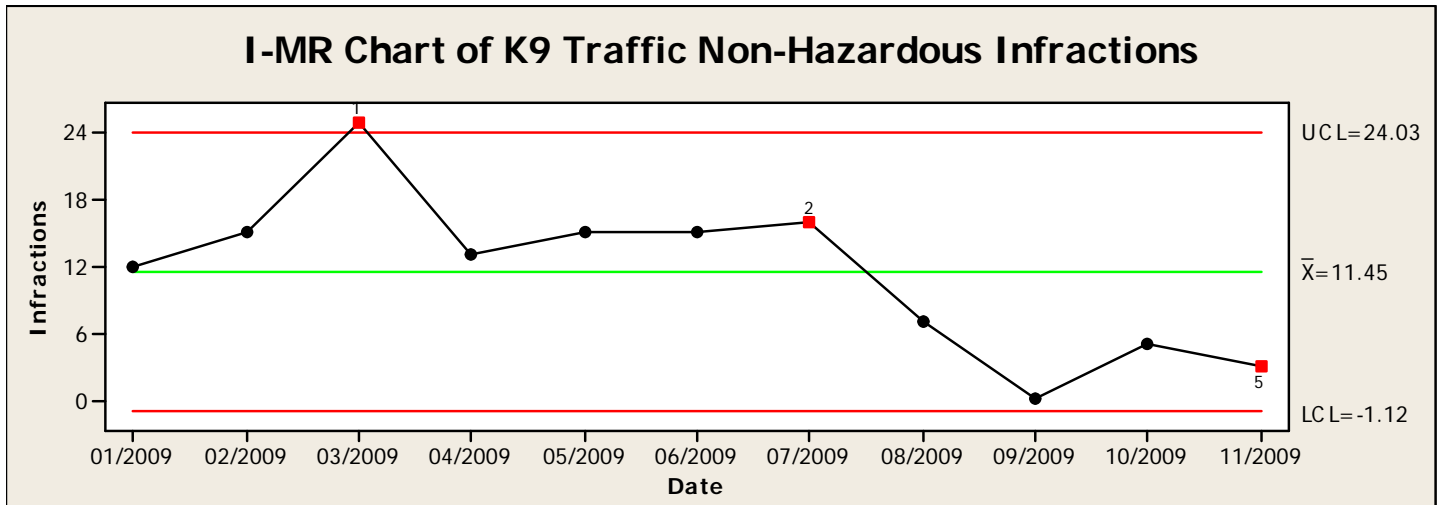
The *Call-Outs* performance metric for this unit shows that the June and July 2009 data were at least two standard deviations above average. This statistical difference is partially explained by insufficient historical data. However, it is also very rare the Hostage Negotiation Team is called out twice in one month, much less two months in a row. Furthermore, their response is dictated by external factors, influencing the need for the team. No further explanation is needed.



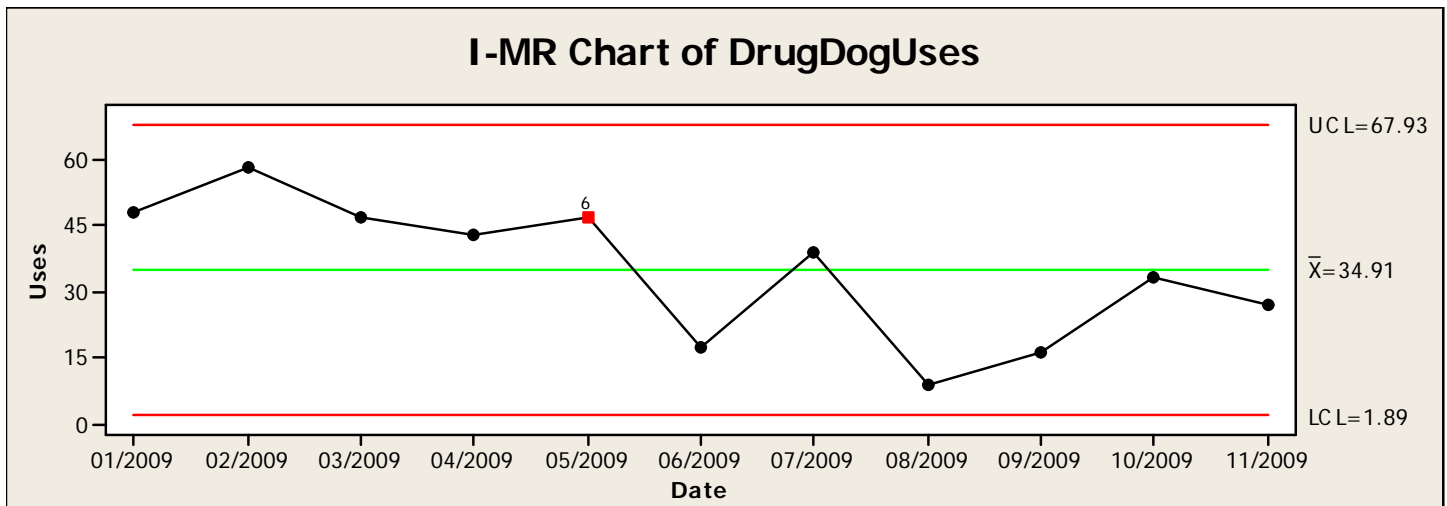
No follow-up from prior month.

K9

Two performance metrics for K9 displayed statistical anomalies. The first is *Traffic Non-Hazardous Infractions*,² which reveals that September and November 2009 are at least two standard deviations below average. The July 2009 flag indicates the January to July 2009 data is all above average. This would seem to indicate a change in business practice in August 2009. This dip may be partially explained by the absence of available staff due to training new K9s. It should also be noted traffic enforcement is not K9's primary responsibility. However, as the team is fully staffed as of November, more explanation is needed.

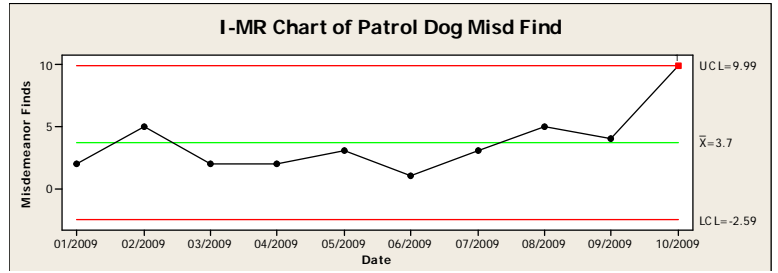


The other performance metric with a statistical anomaly for K9 is *Drug Dog Uses*. The data indicates that almost all the months prior to May 2009 were at least one standard deviation above average compared to the rest of the year. As there are only two drug dogs currently in the unit, the below average data for the summer months is most likely explained by absence due to vacation. These below average months thereby created the statistical difference for the previous months (October and November have returned to average). Further explanation is not needed at this time.



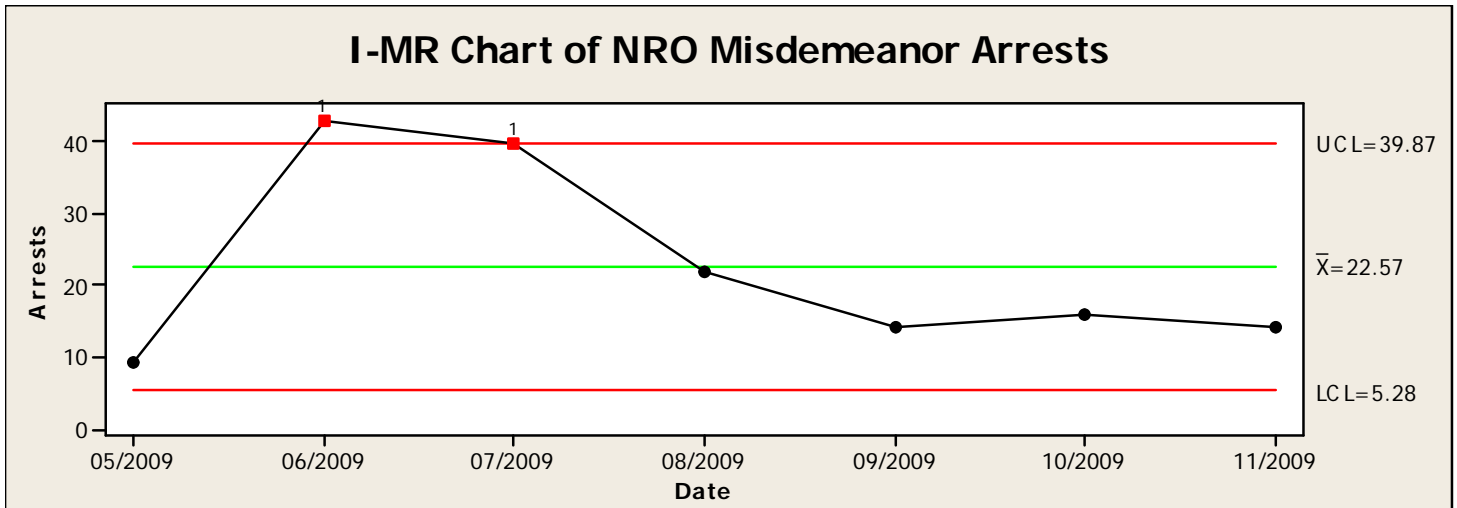
² Previous AIM reports have erroneously used the term citations when infractions is the correct terminology.

Follow-up from October on *Patrol Dog Misdemeanor Finds* revealed that all patrol dogs are now working in the field, compared to previous months in 2009. Therefore, they were able to respond to more calls, creating a greater opportunity for misdemeanor finds. Follow-up is needed for next month on the *Traffic Non-Hazardous Infractions* performance metric.



Neighborhood Resource Officer

The only performance metric to register a statistical anomaly for NRO was *Misdemeanor Arrests*. The graph below reveals the June and July data was at least three standard deviations above average. This can be explained by both the short historical baseline for available data as well as the absence of one NRO for FMLA leave, creating a decrease. No further explanation is needed at this time.



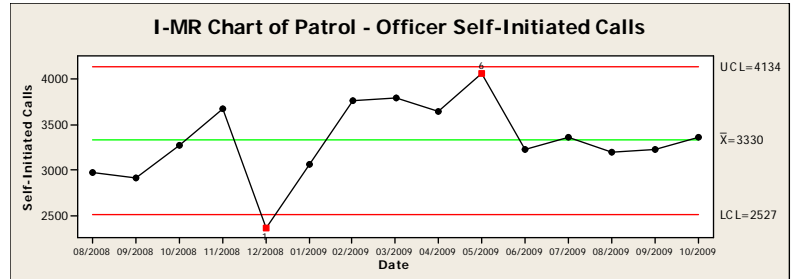
No follow-up from prior month.

Patrol

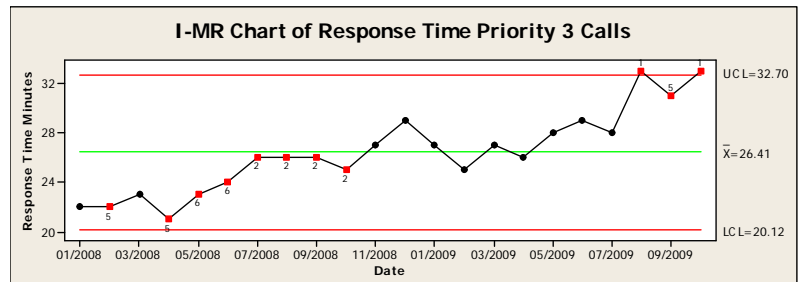
No change in performance metrics; *Response Time to Priority 3 Calls* continues to register as being statistically above average. However, since this has been addressed across several AIM reports, including below, the November change is not addressed here. Due to business practice changes, a new average response time is being established. **Further analysis will use August 2008 as a starting point.**

Follow-up is still being conducted by the Operations Analysis unit for the *Felony Arrests* performance metric detailed in September 2009 report.

The *Officer Self-Initiated* metric from October (see graph to right) revealed the activity was much higher this spring, but then returned to average. The explanation for the above average performance in spring is due to the number of officers in the training cars during these months. At this level of training, self-initiated calls would be higher so new officers could receive feedback from their training officers regarding proper procedures.



Operations Analysis reviewed the *Response Time to Priority 3 Calls* metric (graph to right) with Law Enforcement Information Systems (LEIS) to ensure the data is being calculated correctly. While



there are some discrepancies in the way the data is calculated,³ all things being equal this data is representative of response time. Therefore, the most likely explanation for this increase in response time to non-emergency calls is the focus by Patrol resources on AIM crime trend projects in conjunction with a decrease in the staff available to respond to calls. Due to restrictions on overtime, shift coverage is only being utilized to enable officers to respond sufficiently to emergency calls. Furthermore, as SPD concentrates and prioritizes resources on emerging trends through AIM, there are fewer resources available to respond as timely as previously to non-emergency calls.

Photo Red

No change in performance metrics; the *Citations at Sprague and Browne* continues to register statistical changes, but as was described in October 2009 report, this can be attributed to the lack of historical baseline data across multiple seasons.

No follow-up from prior month.

SWAT

No change in performance metrics.

No follow-up from prior month.

³ Data is tabulated based on final priority type; if initial priority type changes during the course of the call, thereby requiring a different level of response, this will be averaged into final priority type. This translates into discrepancies in accurately capturing the response time data. However, this would most profoundly be noted in Priority 1 response times (if originally entered as Priority 3 and after ten minutes is changed to Priority 1 due to additional information received, we have already exceeded our typical response time). It does explain, however, some reasons why the data is not 100% accurate; current systems do not allow this error to be corrected.

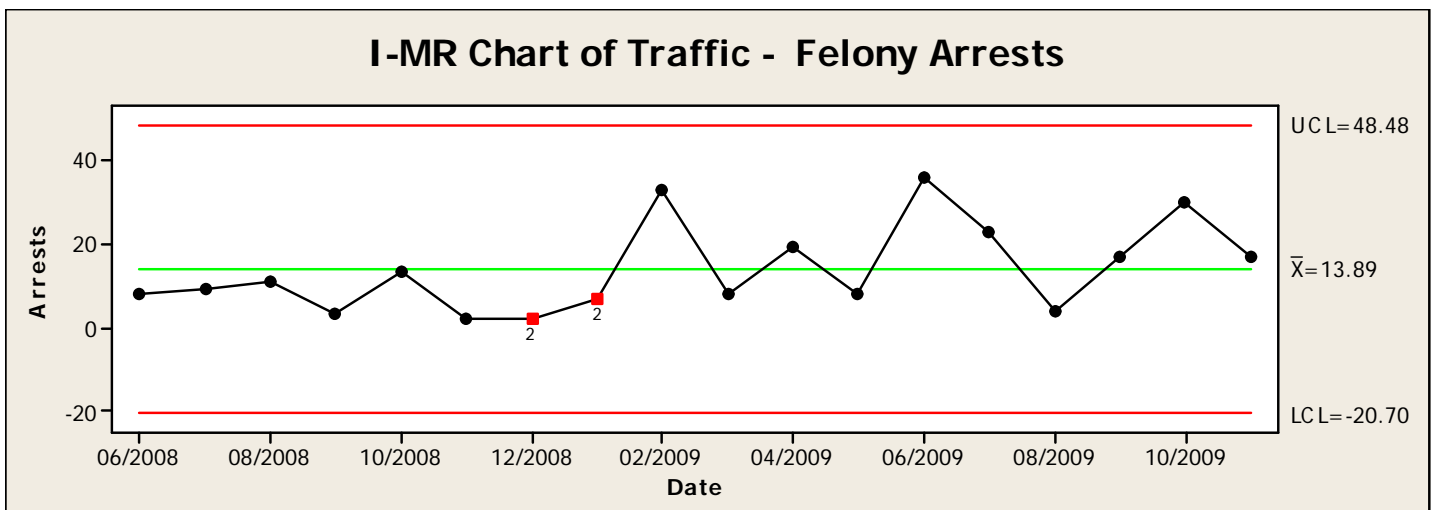
TAC

No change in performance metrics.

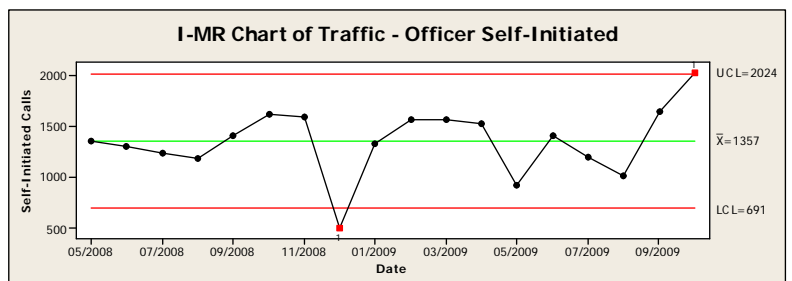
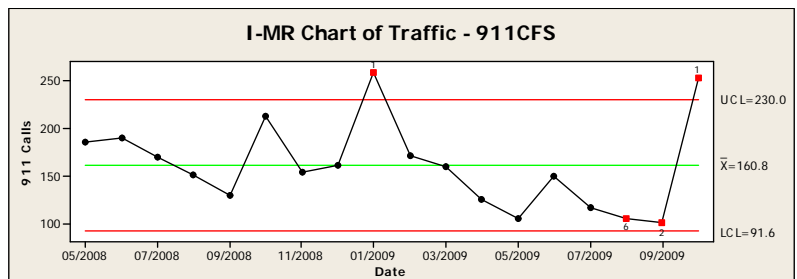
No follow-up from prior month.

Traffic

The data analysis for Traffic only registered one metric with statistical changes. Analysis of *Felony Arrests* reveals that the June 2008-January 2009 data was all below average, indicating a change occurred in February 2009. However, felony arrests are not the primary focus of Traffic, and the rest of 2009 shows felony arrest slightly increasing. As this is a positive change, no further explanation is needed.

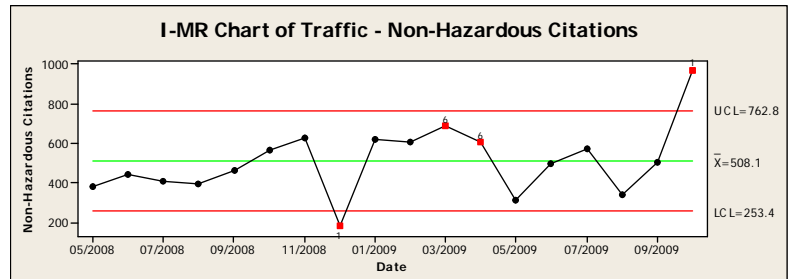
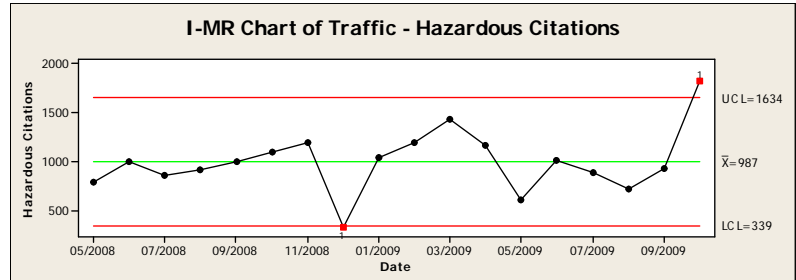


Follow-up from previous month on *911 CFS, Hazardous Infractions⁴, Non-Hazardous Infractions, and Officer Self-Initiated Calls* (see graphs to right) revealed one answer for all the statistical changes for these categories. The October 2009 data were all three standard deviations above average. Self-initiated activity is tied to infractions, so it would be expected the increase would occur in all three categories. The Traffic Unit reviewed the September 2009 AIM report and discussed the reasons for below average stats in the summer months due to supplementing the Downtown Bike Patrols. It is theorized



⁴ As noted previously, infractions is the correct terminology (versus citations, as labeled in graph).

that in response to the acknowledgment infractions were below average due to being pressed into duty for other areas of the department, Traffic responded by an above average performance to increase infractions for the year. Additionally, October is a low vacation month with little training scheduled. The on-duty presence of most of the unit would also attribute to the increase in infractions and stops. November's analysis revealed these performance metrics have returned to average; it would seem likely October's bump was an active response to returning focus to the primary duties assigned to this unit – traffic enforcement and education.



Follow-up from September 2009 on *Commercial Vehicle Hazardous Infractions* (graph not available) revealed the increase in infractions was due to special emphasis patrols with WSP through a TACT (Ticketing Aggressive Cars and Trucks) grant. The commercial vehicle officers worked two weeks each on this special.

Operations Support Bureau

Child Abuse Unit

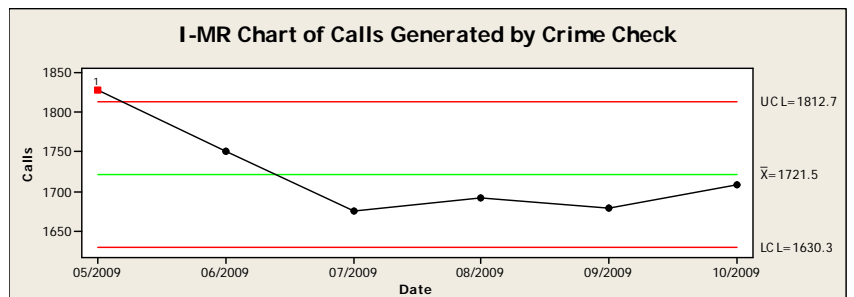
No change in performance metrics.

No follow-up from prior month.

Communications Center

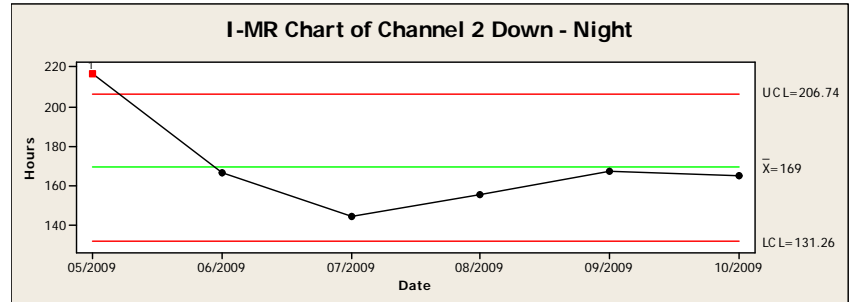
No change in performance metrics.

Follow-up for the *Calls Generated by Crime Check* performance metric from previous months revealed the above average data from May 2009 (see graph to right) was due to a change in the way the data was captured. In May, the 911 Compsour system was used to tabulate the data. Starting in June, a new program designed by LEIS was used instead. Reasons for the



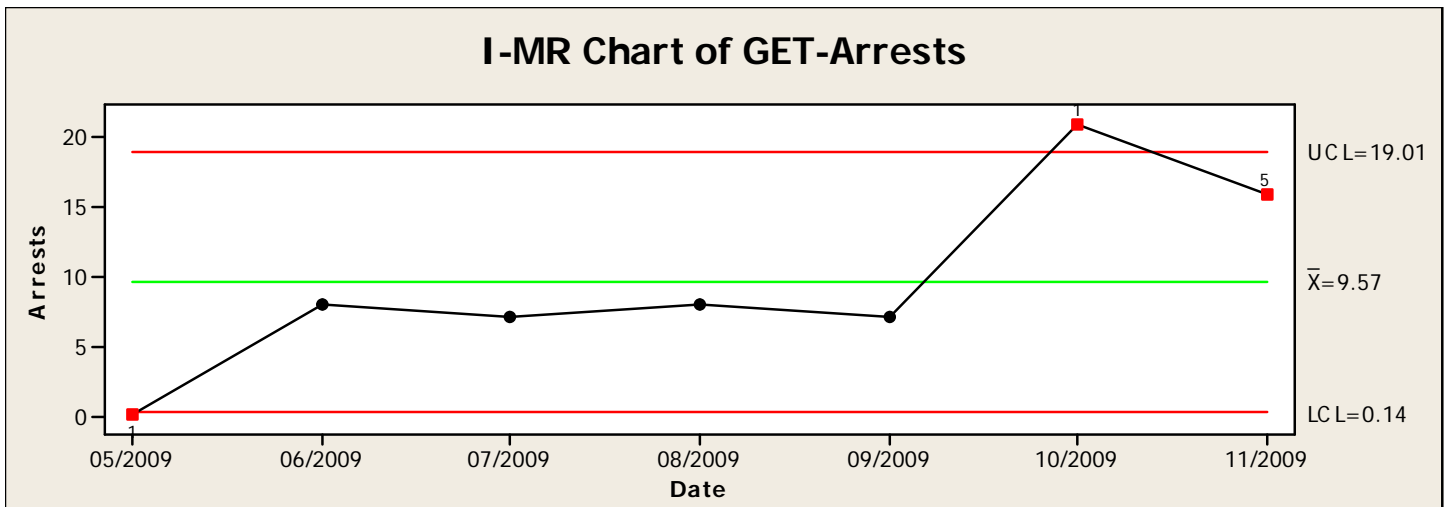
discrepancy between systems are unknown. The Communications Center and Operations Analysis will work together to resolve this discrepancy.

The *Channel 2 Down - Night* performance metric (graph to right) was above average in May due to a decrease in available overtime as well as dispatchers in training, decreasing their availability. As resources were not available, Communications was forced to reduce staffing on Channel 2; this is the “data” channel, used to supplement the main dispatch channels for the North and South sides of Spokane. Since May, a new staffing model is in place, leading to a decrease in the amount of hours Channel 2 is offline.

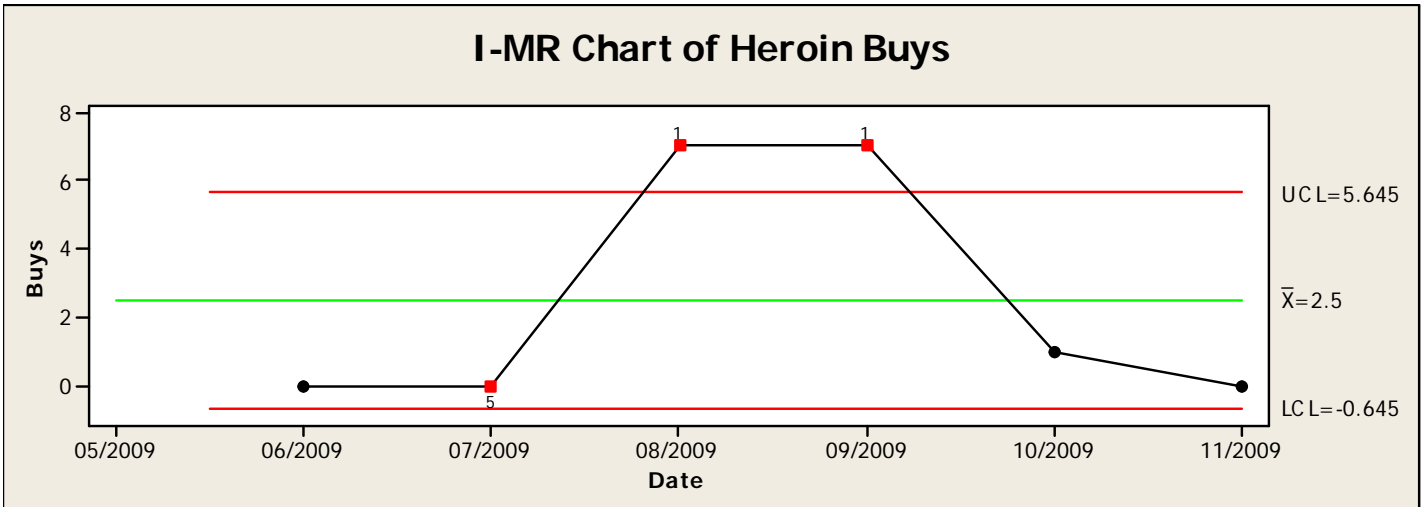


Gang Enforcement Team

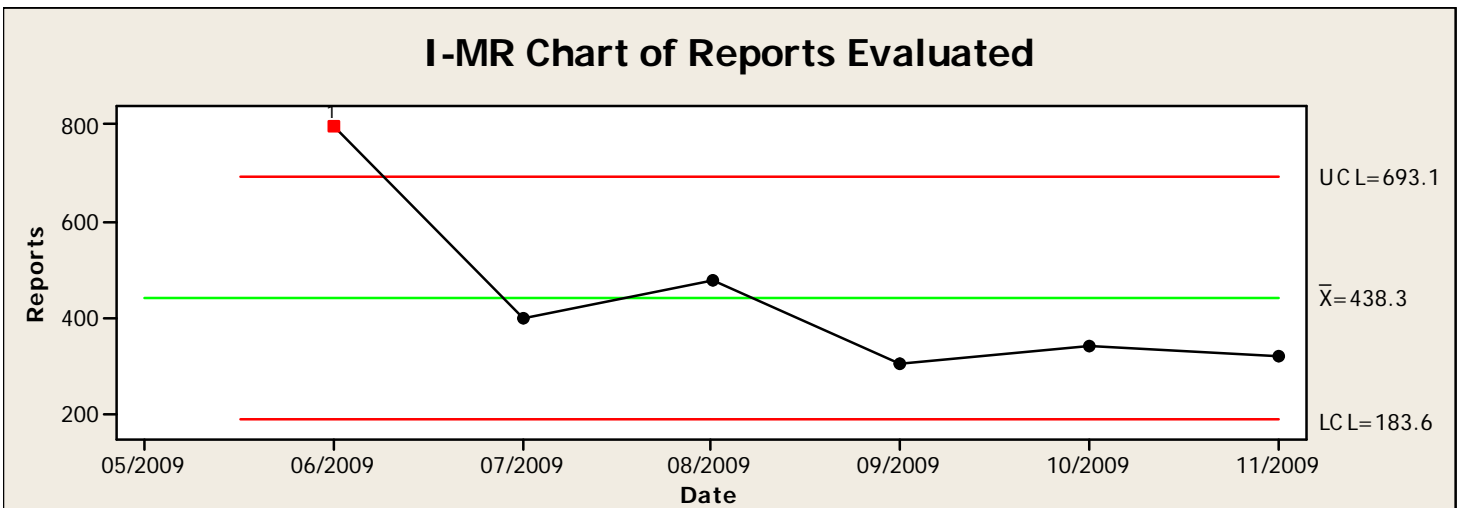
There were several performance metrics for GET with statistical anomalies for this month’s analysis. First, *Arrests* for October and November revealed both are at least two standard deviations above average. This may partially be due to the lack of historical data for a baseline; however, the most likely explanation is due to the pro-active nature of this unit. It may take several months to build a case which can lead to several arrests at once. However, confirmation of this explanation is needed.



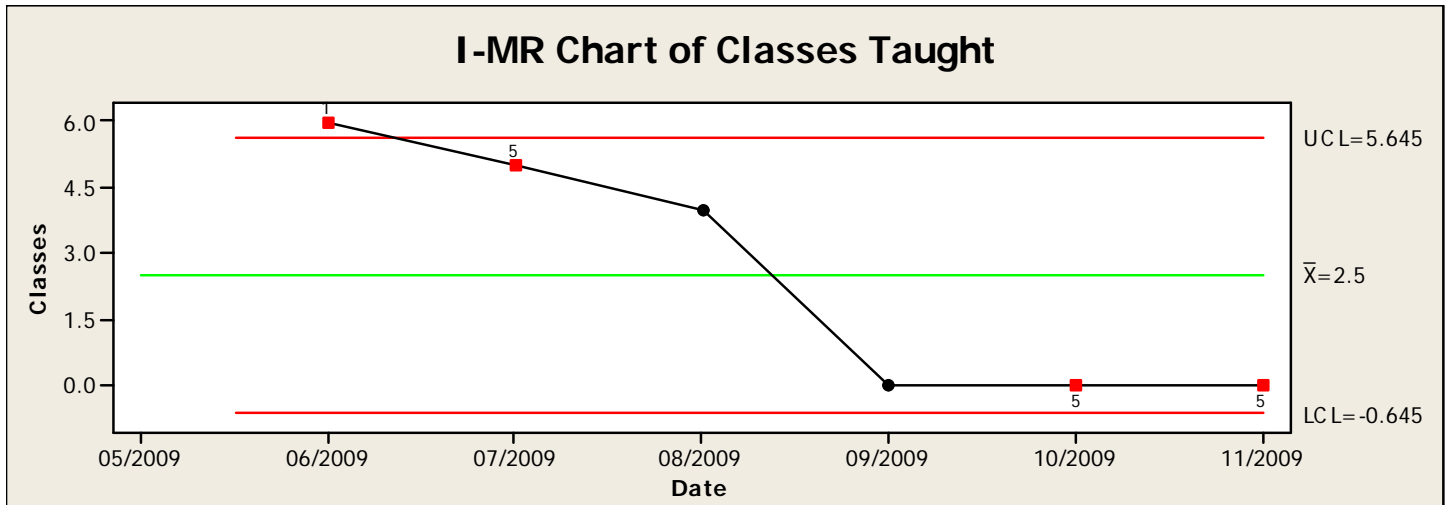
Another metric with statistical anomalies is *Heroin Buys* (see graph on following page). This metric is demonstrating several change flags, mostly likely due to insufficient historical baseline data in congruence with relatively small data sets (average is 2.5 buys per month). For these reasons, it is expected this category, as well as some of the other drug buy categories, to vary until at least 12 months of data are available. Therefore, further explanation is not warranted at this time.



Another performance metric for GET with statistical changes is *Reports Evaluated* which shows the June 2009 data was three standard deviations above average in comparison to the following months. Explanation is needed regarding why June was so much higher than the following months.



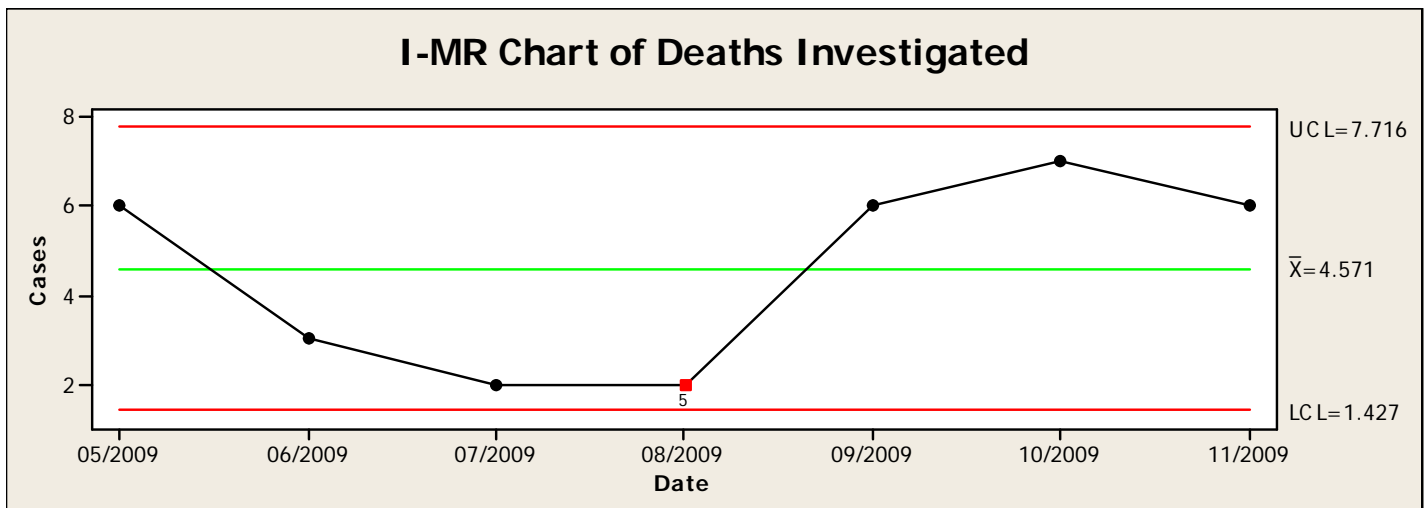
Also for GET, the metric for *Classes Taught* shows several months with statistical anomalies (see graph on following page). This again may be due to insufficient historical baseline data. However, since the data states zero classes have been taught for each of the last three months, it appears there has been some business change. It is possible that due to lack of grant or overtime funding, GET was unable to provide this service any longer. However, further explanation is needed to explain this decrease.



No follow-up from prior month; follow-up is needed on Arrests, Reports Evaluated, and Classes Taught.

Major Crimes

The *Deaths Investigated* performance metric analysis for Major Crimes shows that July and August are at least two standard deviations below average. This unit only investigates suspicious deaths (homicides are always investigated and are counted under a separate homicide category). The types of death requiring further investigations are expected to vary from month to month; it is likely the insufficient historical baseline data is causing this metric to register as an anomaly. Further explanation is not warranted at this time.



No follow-up from prior month.

AIM Statistical Analysis for November 2009

Property Crimes and DV

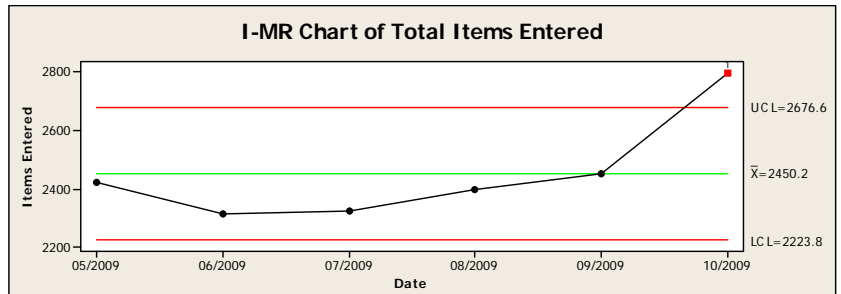
No change in performance metrics.

No follow-up from prior month. Operations Analysis worked with LEIS to uncover the case tracking software issues explored in September 2009 report. Unfortunately, at this time, due to software design issues there is no way to remedy the ability to accurately track a case's status based on the case date. The software will always query based on the "status update" date. Truly reliable data will not be available until system upgrades are accomplished.

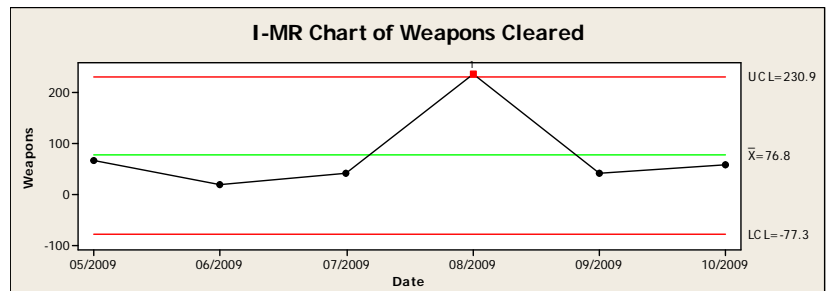
Property Room

No change in performance metrics.

Research on the *Total Items Entered* (see graph to right) statistical variation from October revealed that the increase in items entered was most likely in correlation to an increase in specific crimes in the community; for example, multiple pieces of evidence are entered during the course of a homicide investigation. One homicide alone could create a statistical variation, especially in light of the insufficient historical baseline data available.



For the *Weapons Cleared* performance metric (graph also to right), the annual gun auction and destroy event occurred in August.



As this is an annual event, it is expected we will see this spike once per year.

Sexual Assault Unit

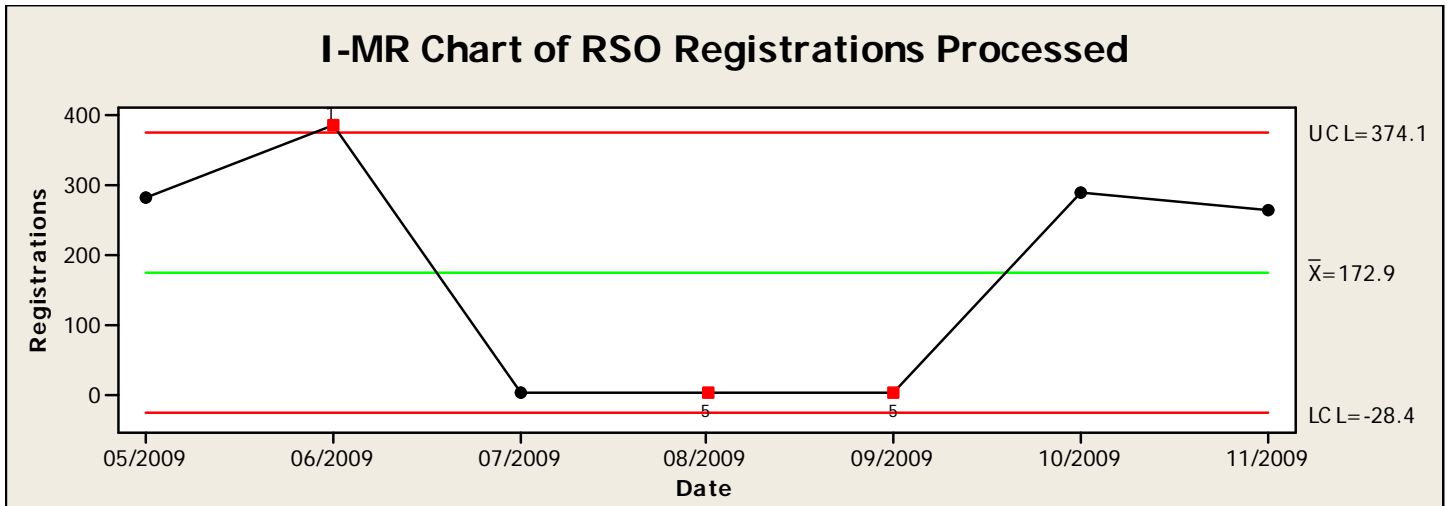
No change in performance metrics.

No follow-up from prior month.

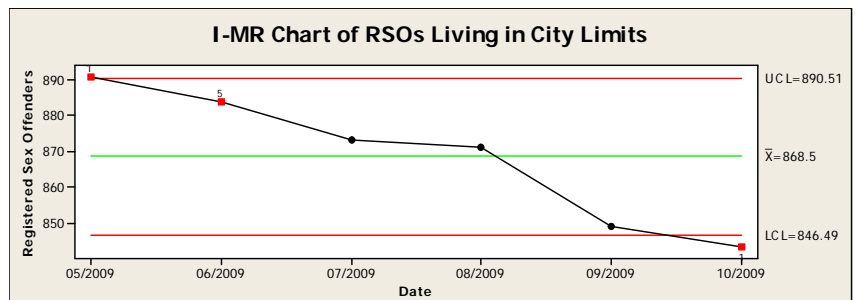
Sexual Exploitation Unit

The *RSO Registrations Processed* performance metric shows several anomalies (see graph on following page). The data shows that no registrations for Registered Sex Offenders (RSO) occurred June through July 2009. An explanation was provided for these three months that these registrations were no longer processed by the detectives in the Sexual Exploitation Unit.

However, with the reporting in October and November indicating they are again processing registrations, there is most likely a business practice reason for this change in activity. An explanation of how these registrations are processed should be provided for next month.



Follow-up on the *RSOs Living in City Limits* metric (see graph to right) revealed that the downward trend was most likely not due to RSOs moving out of city limits. Instead, it is possible that a number of RSOs changed their status to transient. They are still required by law to check in weekly with area law enforcement, but because they have no address to register, we are unable to tabulate if they are living within city limits. We will continue to monitor this metric, but at this time, no further follow-up is needed. Follow-up is needed on *RSO Registrations Processed*.



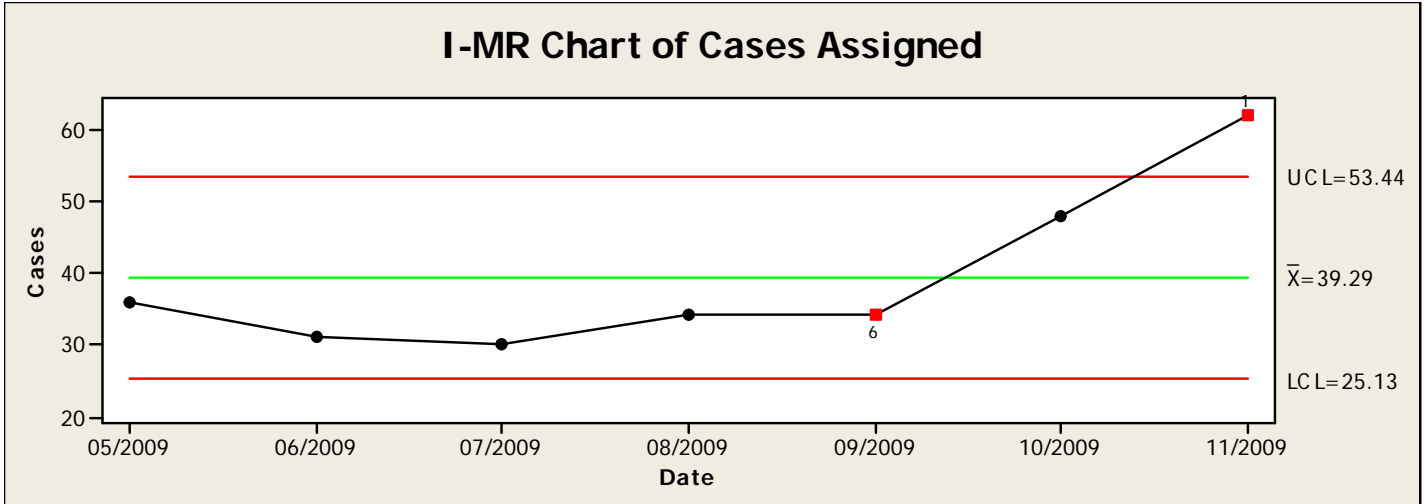
Special Investigations Unit

No change in performance metrics.

No follow-up from prior month.

Targeted Crimes and Fraud

Analysis of the *Cases Assigned* metric (see graph on following page) for this unit revealed two statistical anomalies; September's flag indicates at least four of the previous five months were one standard deviation below average. This is most likely due to the November data, which is three standard deviations *above* average. Further explanation is needed regarding the above average level of case assignments for November.



No follow-up from prior month; follow-up is needed on the *Cases Assigned* metric.

Admin Bureau

False Alarm

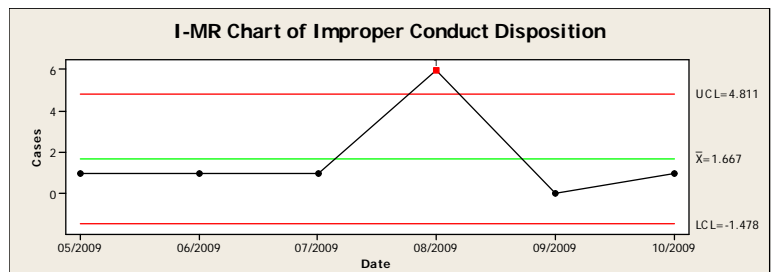
No change in performance metrics.

No follow-up from prior month.

Internal Affairs

No change in performance metrics.

In regards to the *Improper Conduct Disposition* metric (shown in graph to right) from the previous month, the explanation is simply that two cases that month involved two charges a piece, each charge with a disposition of improper conduct. While this may not be typical, it would not be uncommon.



Additionally, analysis this month revealed no statistical anomalies, further indicating last month's flag was partially due to insufficient historical data.

Public Information Office

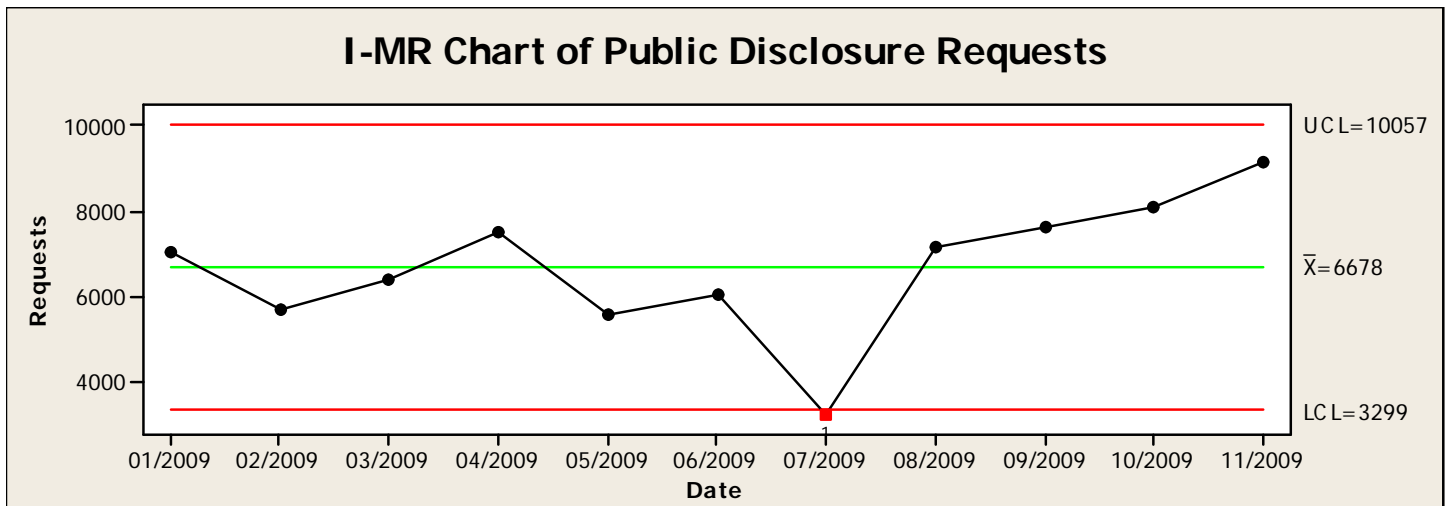
No change in performance metrics.

No follow-up from prior month.

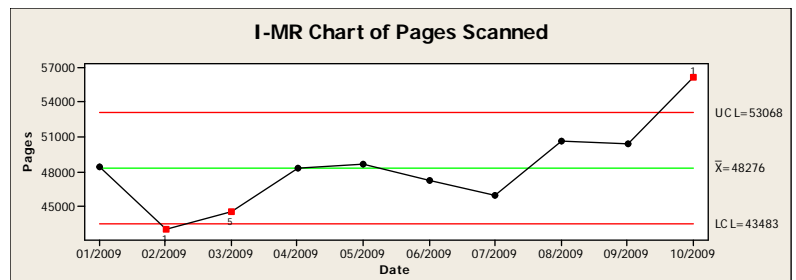
AIM Statistical Analysis for November 2009

Records

Analysis of the *Public Disclosure Requests* revealed the July 2009 data was three standard deviations below average. Since this measure is subject to external factors, it is likely there were fewer requests due to summer as well as possibly less high profile cases. Confirmation of this explanation is needed. The *Pages Scanned* metric also showed some statistical anomalies, but since it is tied to the explanation for October's anomalous data, please see the next section for further explanation.



Follow-up on the *Pages Scanned* performance metric (see graph to right) revealed the increase is due to Records scanning old documents that were on microfiche so they would be digitized instead. They have been able to focus resources on this activity since they have eliminated the data entry backlog. No further explanation is needed for this metric as the business practice change has been noted here.



Follow-up is needed for the *Public Disclosure Requests* metric.

Skill Center

No change in performance metrics.

No follow-up from prior month.

Training

No change in performance metrics.

No follow-up from prior month.

Spokane Police Department Accountability Information Management

Unit Metrics



SERVICE PRIDE DEDICATION



Abandoned Auto Unit

	Current Month	Same Month Previous Year	Year To Date	Previous Year Year to Date
Tags	193	253	2829	2972
Tows	28	47	538	759
Hotline Tips	376	399	5295	5022
Citizen Contacts	59	46	709	749

Child Abuse Unit

	Current Month	Same Month Previous Year	Year To Date	Previous Year Year to Date
Cases Received	55		298	
Cases Assigned	18		125	
Case Load per Detective	9		52	
Referrals to CPS	0		0	

Collisions

	Current Month	Same Month Previous Year	Year To Date	Previous Year Year to Date
Non-Injury	230		657	
Injury	117		310	
Fatal	1		3	
Right Angle	71		243	
Sideswipe	31		77	
Rear End	54		161	
Head On	3		11	
Fixed Object/Parked Vehicle	121		291	
Approach Turn	21		57	
Pedestrian/Bike	17		54	
Backing Up	19		65	
Other	0		0	

**Please note this data is for
September 2009**

Collisions

	Current Month	Same Month Previous Year	Year To Date	Previous Year Year to Date
Non-Injury	232		889	
Injury	105		415	
Fatal	2		5	
Right Angle	103		346	
Sideswipe	28		105	
Rear End	57		218	
Head On	3		14	
Fixed Object/Parked Vehicle	80		371	
Approach Turn	26		83	
Pedestrian/Bike	17		71	
Backing Up	24		89	
Other	0		0	

**Please note this data is for
October 2009**

Communications Center

	Current Month	Same Month Previous Year	Year To Date	Previous Year Year to Date
Calls Processed	14938		127139	
Calls Generated by Crime Check	1649		11978	
Calls Disposed by Dispatch	4221		39544	
Total Phone Calls	12764		68996	
Channel 2 Down Hours (Day)	120		921	
Channel 2 Down Hours (Night)	123		1137	
Shifts with No Supervisor (Day)*	2		27	
Shifts with No Supervisor (Night)*	0		48	

*May have been filled through OT, Out of Grade, or left unfilled

Community Services Unit

	Current Month	Same Month Previous Year	Year To Date	Previous Year Year to Date
Volunteer Services				
Volunteer Hours		3818	31232	
Special Events				
Number of Events		0	27	
Event OT		0	2993	
Extra Duty				
Total Hours		374	2103	
Total Jobs		83	441	

Dignitary Protection Team

	Current Month	Same Month Previous Year	Year To Date	Previous Year Year to Date
Digniatry Visit	0		3	
Consultations for Dignitary Visit	2		16	

Downtown Bicycle Patrol

	Current Month	Same Month Previous Year	Year To Date	Previous Year Year to Date
Calls for Service			252	
Self-Initiated Activity			2555	
Citizen Contacts			3117	
Business Contacts			2049	
Traffic Hazardous			97	
Traffic Non-Hazardous			136	
Misd. Arrests			63	
Felony Arrests			9	
Non-O.T. Hours			1328	
O.T. Hours			814	
O.T hours paid by DS			0	

Downtown NRO

	Current Month	Same Month Previous Year	Year To Date	Previous Year Year to Date
911 CFS	13		90	
Officer Self-Initiated	44		461	
911 and Officer Self-Initiated	57		551	
Felony Arrests	3		15	
Misd Arrests	15		63	
Civil Infractions (Non-Traffic)	1		41	
Traffic Hazardous	1		14	
Traffic Non-Hazardous	3		4	
DUI	0		1	
Public/Citizen Contacts	273		1518	
STA Related Calls	30		82	

EDU

	Current Month	Same Month Previous Year	Year To Date	Previous Year Year to Date
Training Hours	20		143	
Responses	6		38	
IED	0		5	
Suspicious Package	2		15	
Military Ordnance	0		4	
Comm. Explosives/Fireworks	3		7	
Post Blast	1		4	
Other Tactical	0		2	
IEDs Handled by Technician	0		5	

False Alarm

	Current Month	Same Month Previous Year	Year To Date	Previous Year Year to Date
Total False Alarm	80		565	
Total Alarms	274		2273	
90 Day Payment Rate	92.86%		642.74%	
90 Day Payment Recovery	\$26,113.00		\$204,548.06	
Alarm Recovery	\$10,805.00		\$50,517.00	
Registration Costs	\$15,308.00		\$61,867.00	

Fleet

	Current Month	Same Month Previous Year	Year To Date	Previous Year Year to Date
Patrol Cars	119		119	
Patrol Use	53		53	
Traffic Use	39		40	
K9 Use	9		9	
NRO Use	9		9	
Other Patrol Use	9		9	
Investigation Cars	99		101	
Investigation Use	50		56	
SIU Use	37		37	
GET Use	3		6	
Other Investigations Use	9		9	
Other Cars	89		91	
Academy Use	9		9	
Academy PIT Use	6		7	
Administration Use	12		12	
Chaplins Use	3		3	
COPS Use	4		4	
Property Room Use	2		2	
Volunteer Services Use	6		6	
Abandoned Auto Use	2		2	
SWAT Use	5		5	
TAC Use	2		2	
EDU Use	2		2	
Hostage Use	2		2	
Other Use	11		11	
Undeployed Fleet	23		25	
Fleet Fuel(gallons)	14869		104277	
Veh w/Mileage 0-59999	69		69	
Veh w/Mileage 60000-79999	31		31	

Veh w/Mileage 80000-99999	44	47
Veh w/Mileage 100000-109999	20	20
Veh w/Mileage 110000-119999	13	16
Veh w/Mileage Over 120000	11	12

Gang Enforcement Team

	Current Month	Same Month Previous Year	Year To Date	Previous Year Year to Date
Cases Investigated	7		65	
Self Initiated Cases	7		50	
Cases Settled	3		66	
Arrests	16		67	
Search Warrants Executed	7		30	
Reports Evaluated	317		2630	
FIs Written or Reviewed	171		2314	
Detailed Gang Interviews	7		31	
Agency Assists	56		328	
Classes Taught	0		15	
<u>Field Operations</u>				
Marijuana Arrests	1		7	
Meth Arrests	2		9	
Heroin Arrests	1		4	
Crack/Cocaine Arrests	0		1	
Ecstasy Arrests	0		1	
Firearm Arrests	0		5	
Other Felony Arrests	6		32	
Marijuana Buys	0		8	
Meth Buys	0		10	
Heroin Buys	0		15	
Crack/Cocaine Buys	1		26	
Ecstasy Buys	1		12	
Firearm Buys	0		3	
<u>Seizures</u>				
Money Seized	\$3,780.00		\$14,170.00	
Vehicles Seized	1		11	
Firearms Seized	0		5	

Hostage Negotiator Team

	Current Month	Same Month Previous Year	Year To Date	Previous Year Year to Date
Call-Outs	0		6	
Sucide/Mental Health/Barricade	30		209	
Training Attended/Provide	121		660	

K9

	Current Month	Same Month Previous Year	Year To Date	Previous Year Year to Date
Patrol Dog Deployments				
Patrol Dog Uses	84	102	924	1240
Patrol Dog Felony Finds	2	12	79	109
Patrol Dog Misdemeanor Finds	4	2	30	33
Suspect Apprehensions	0	1	6	9
Drug Dog Deployment				
Drug Dog Uses	27	65	384	492
Drug Dog Felony Finds	7	18	109	133
Drug Dog Misdemeanor Finds	4	19	84	160
Community Demos	0	1	11	11
911 CFS	30	46	416	682
Officer Self Initated	67	63	487	583
Total CFS and S.I.	37	109	842	1265
Misd. Arrests	1	4	42	80
Felony Arrests	3	5	34	43
Traffic Hazardous	5	22	140	161
Traffic Non-Hazardous	5	13	141	132
DUI	0	0	3	4

Major Crimes Unit

	Current Month	Same Month Previous Year	Year To Date	Previous Year Year to Date
Homicides Investigated	0		3	
Homicides Settled	0		2	
Deaths Reported	23		134	
Deaths Investigated	6		32	
Assaults Reported	32		238	
Assaults Investigated	21		122	
Assaults Settled	5		76	
Assaults Suspended	6		46	
Robbery Reported	26		211	
Robbery Investigated	10		101	
Robbery Settled	9		69	
Robbery Suspended	4		46	

NRO

	Current Month	Same Month Previous Year	Year To Date	Previous Year Year to Date
Neighborhood Problem Solving	140	0	886	0
Misd Arrests	14	0	110	0
Felony Arrests	0	0	11	0
Traffic Hazardous	9	0	37	0
Traffic Non-Hazardous	3	0	31	0
DUI	0	0	2	0
Community Meetings	22	0	118	0

Patrol

	Current Month	Same Month Previous Year	Year To Date	Previous Year Year to Date
911 CFS	5034	5284	65119	64148
Officer Self Initiated	3005	3680	37722	31611
Total CFS and SI	8039	8964	102851	95759
Response Time Priority 1	6	5	6	6.1818181818182
Response Time Priority 2	6	5	5.1818181818182	5.1818181818182
Response Time Priority 3	32	27	29	24.090909090909
Misd Arrests	798	838	9338	8816
Felony Arrests	248	290	3434	3271
Traffic Hazardous	724	939	10040	7287
Traffic Non-Hazardous	852	1066	11830	7966
DUI	54	84	800	711
Pursuits Total	7	0	39	0
Pursuits with apprehension	4	0	25	0
Pursuits Terminated	3	0	19	0
Pursuits with Damage	0	0	0	0
CIT response with Transport	23	0	50	0
CIT responses with No Transport	25	0	47	0

Photo Red

	Current Month	Same Month Previous Year	Year To Date	Previous Year Year to Date
--	---------------	--------------------------------	--------------	----------------------------------

Francis and NB Division

Citations Issued	175		1196	
Collisions	0		0	

Francis and SB Division

Citations Issued	251		2279	
Collisions	0		0	

Mission and Hamilton

Citations Issued	67		454	
Collisions	0		0	

Sprague and Browne

Citations Issued	73		380	
Collisions	0		0	

Revenue	\$47,929.57		\$352,769.19	
Hearing or Appeal	0		740	
Dismissals	0		55	

PIO

	Current Month	Same Month Previous Year	Year To Date	Previous Year Year to Date
Written Releases	31		178	
Shift PIO Interviews	136		750	
Web Visitors	10242		72708	
Total Subscribers	3024		18030	
Newsletter Subscribers	695		4837	
Crimestoppers Tips	76		534	

Property Crimes and DV Unit

	Current Month	Same Month Previous Year	Year To Date	Previous Year Year to Date
Cases Received and Screened	178		1231	
Cases Assigned	105		634	
Cases Resolved	47		249	
Settle Status				
Adult Warrant Requested	25		133	
Suspended	14		87	
Exceptional Clearance	3		10	
Citation Issued	0		2	
Juvenile Arrest	0		1	
Juvenile Warrant Requested	2		2	
Settled Officer	2		8	
Unfounded	1		2	

Property Evidence Facility

	Current Month	Same Month Previous Year	Year To Date	Previous Year Year to Date
Total Items Entered	2394		17095	
Items Cleared	1246		17994	
Weapons Entered	52		655	
Weapons Cleared	33		494	
Drugs Entered	449		2701	
Drugs Destroyed	0		4062	
Vehicles Entered	7		41	
Vehicles Cleared	11		45	
Citizen Counter	308		2431	

Records

	Current Month	Same Month Previous Year	Year To Date	Previous Year Year to Date
Runaways/Missing Reported	233	190	3283	2265
Court Entries (Warrant and DV)	4672	3820	60383	53801
Reports Provided to Other Agencies	10466	3638	104505	52694
Public Disclosure Requests (pages)	9145	3493	73457	63452
Phone Calls	2717	2379	34176	32091
Data Entry (in pages)	21505	27436	300632	366291
Pages Scanned	54353	27191	537110	408952

Sexual Assault Unit

	Current Month	Same Month Previous Year	Year To Date	Previous Year Year to Date
Sexual Assault Investigated	22		180	
Acquaintance	20		153	
Stranger-to-Stranger	2		27	
Sexual Assault Settled	0		1	
Sexual Assault of Child Invest.	17		138	
Sexual Assault of Child Settle	6		34	
Cases Recieved	72		558	
Cases Assigned	22		180	
Case Load per Detective	4		35	

Sexual Exploitation Unit

	Current Month	Same Month Previous Year	Year To Date	Previous Year Year to Date
RSO Registrations Processed	262		1210	
RSO FTR Warrants Requested	0		39	
RSO Address Verifications	30		722	
RSO Att. Address Verification	2		287	
RSO Living in City Limits	853		6064	
RSO Outstanding FTR Warrants	7		170	
RSO DNA Obtained (Level 1)	0		98	
RSO Level 2 and 3 Flyers Sent	39		225	
Cases Assigned	6		43	

Skills Center

	Current Month	Same Month Previous Year	Year To Date	Previous Year Year to Date
Classroom Hours	144		703	

Program Overview

I have been in class teaching every work day of this month with the exception of Thanksgiving, one day of Sick leave and Inservice.

Special Investigations Unit

	Current Month	Same Month Previous Year	Year To Date	Previous Year Year to Date
Patro Cases Processed	43		284	
Self Initiated Cases	15		135	
Cases Settled	56		315	
Arrests	10		133	
Search Warrants Executed	4		60	
Drug Seizures (Arrests Made by Drug Type)				
Marijuana Arrests	1		34	
Meth Arrests	23		114	
Heroin Arrests	13		50	
Cocaine Arrests	9		38	
Other Drug Arrests	5		62	
Other Seizures				
Money Seized	\$8,000.00		\$119,925.05	
Vehicles Seized	0		13	
Firearms Seized	0		11	

SWAT

	Current Month	Same Month Previous Year	Year To Date	Previous Year Year to Date
Stand-off/Weapon/Barricade Call	0		4	
High Risk Search Warrant	1		25	
Team Training Hours	20		280	
Marksman Training Hours	8		32	
CART Training Hours	5		20	

TAC (Crowd Control Team)

	Current Month	Same Month Previous Year	Year To Date	Previous Year Year to Date
Concert	0		3	
Special Event	0		14	
Demonstration	0		0	

Targeted Crimes and Fraud Unit

	Current Month	Same Month Previous Year	Year To Date	Previous Year Year to Date
Cases Received and Screened	103		561	
Cases Assigned	62		275	
Cases Resolved	9		79	
Settle Status				
Adult Warrant Requested	7		42	
Suspended	2		29	
Exceptional Clearance	0		2	
Citation Issued	0		0	
Juvenile Arrest	0		0	
Juvenile Warrant Requested	0		1	
Settled Officer	0		3	
Unfounded	0		1	

Traffic

	Current Month	Same Month Previous Year	Year To Date	Previous Year Year to Date
911 CFS	180	153	1723	2064
Officer Self Initated	1022	1598	15252	13635
Total CFS and S.I.	1202	1751	16975	15699
Misd. Arrests	93	71	672	692
Felony Arrests	17	2	202	89
Traffic Hazardous	998	1181	11675	8749
Traffic Non Hazardous	529	626	6223	4503
DUI	5	1	57	78
Commercial Vehicle				
Traffic Hazardous	55	47	1565	1249
Traffic Non-Hazardous	77	104	1103	1214

Training Center

	Current Month	Same Month Previous Year	Year To Date	Previous Year Year to Date
Hosted Schools	7		70	
BLEA Training Day	0		0	
Recruits in Training (BLEA/FTO	0		8	
Applicants Processed	2		2	


In Service

Subject Matter In-service

Subject Matter PAT tests for Jail and Burien

Firearms

Course of Fire SPD in-service



Spokane Police Department
Accountability Information Management

Crime and Neighborhood Issues

Weekly Crime Trends
Department Response



SERVICE PRIDE DEDICATION



Spokane Police Department Accountability Information Management

Weekly Crime Trends



SERVICE PRIDE DEDICATION



Weekly A.I.M. Crime Statistics

Reliability	Crime Type	Week: 10/27/09-11/02/09	Previous 4 Wk Avg	Historical Average	His Avg Length	Year to Date Tot	Year to Date Avg	Comments
Med-High	Assault Totals	33	30.00	31.41	12/31/08	1382	31.41	
	<i>Felony Assault</i>							
	<i>Misdemeanor Assault</i>							
Med-High	Burglary/Breaking & Entering - Totals	75	55.00	51.98	12/31/08	2287	51.98	
Med-High	Commercial	9	8.25	8.20	12/31/08	361	8.20	
Med-High	Residential	36	30.75	31.68	12/31/08	1394	31.68	
Med-High	Garage	30	16.00	12.09	12/31/08	532	12.09	26 of 30 occurred North; 13 NW & 13 NE
Med-High	Malicious Mischief	37	36.75	44.32	12/31/08	1950	44.32	
Med-High	Embezzlement	0	0	0.07	12/31/08	3	0.07	
Low-Med	Forgery/Fraud Offenses	24	20.00	20.98	12/31/08	923	20.98	
	<i>False Pretenses/Swindle/Conf Game</i>							
	<i>Credit Card/A.T.M. Fraud</i>							
	<i>Impersonation</i>							
	<i>Welfare Fraud</i>							
	<i>Wire Fraud</i>							
High	Homicide	0	0.00	0.23	1/1/71	8	0.18	
	<i>Murder & Negligent Manslaughter</i>							
	<i>Negligent Manslaughter</i>							
	<i>Justifiable Homicide</i>							
Med-High	Kidnapping/Abduction	0	0.50	0.41	12/31/08	18	0.41	
Med	Theft/Larceny	196	189.25	175.84	12/31/08	7737	175.84	
	<i>Pocket-picking</i>							
	<i>Purse Snatching</i>							
	<i>Shoplifting</i>							
	<i>Theft from Building</i>							
	<i>Theft from Coin-Operated Machine</i>							
High	Vehicle Prowling (Theft from Vehicle)	98	95.25	83.12	1/2/02	3732	84.82	
	<i>Theft of Motor Vehicle Parts</i>							
Med	All Other Larceny	98	94.00	91.02	12/31/08	4005	91.02	
High	Motor Vehicle Theft	53	42.00	32.86	12/31/08	1446	32.86	Slightly better than last week, but still very high
Med-High	Robbery	8	7.75	6.93	12/31/08	305	6.93	
High	Bank	0	0.00	0.00	12/31/08	0	0.00	
Med-High	Carjacking	0	0.25	0.18	12/31/08	8	0.18	
Med-High	Commercial	1	2.25	1.18	12/31/08	52	1.18	
Med-High	Invasion	0	0.25	0.36	12/31/08	16	0.36	
Med-High	Purse Robbery	1	0.25	0.39	12/31/08	17	0.39	
Med-High	Shoplifting Robbery	0	0.75	0.61	12/31/08	27	0.61	
Med-High	Strongarm	6	4.00	4.20	12/31/08	185	4.20	
Med	Sex Offenses - Forcible	2	4.00	3.56	7/15/09	64	3.56	
Med	<i>Forcible Rape</i>	1	1.75	1.33	7/15/09	24	1.33	
Med	<i>Sexual Assault w/ an Object</i>	0	0.75	0.67	7/15/09	12	0.67	
Med	<i>Forcible Fondling</i>	1	1.50	1.56	7/15/09	28	1.56	
Med	Sex Offenses - Nonforcible	1	1.25	1.06	7/15/09	19	1.06	
Med	<i>Incest</i>	1	0.25	0.22	7/15/09	4	0.22	
Med	<i>Statutory Rape</i>	0	1	0.83	7/15/09	15	0.83	
Low	Stolen Property Offenses (Traf, Rec, etc)	3	2.00	1.77	12/31/08	78	1.77	
Low	Weapon Law Violations							
Med	Disorderly Conduct	5	5.50	6.14	12/31/08	270	6.14	
High	Driving Under the Influence	15	9.25	12.67	6/10/09	266	12.67	

Weekly A.I.M. Crime Statistics

Reliability	Crime Type	Week: 11/3/09-11/9/09	Previous 4 Wk Avg	Historical Average	His Avg Length	Year to Date Tot	Year to Date Avg	Comments
Med-High	Assault Totals	27	31.25	31.31	12/31/08	1409	31.31	
	<i>Felony Assault</i>							
	<i>Misdemeanor Assault</i>							
Med-High	Burglary/Breaking & Entering - Totals	52	59.00	51.98	12/31/08	2339	51.98	
Med-High	Commercial	9	9.25	8.22	12/31/08	370	8.22	
Med-High	Residential	30	30.75	31.64	12/31/08	1424	31.64	
Med-High	Garage	13	19.00	12.11	12/31/08	545	12.11	Multiple garage burglaries at ██████ N Morton apts under same Inc#
Med-High	Malicious Mischief	49	35.50	44.42	12/31/08	1999	44.42	
Med-High	Embezzlement	0	0	0.07	12/31/08	3	0.07	
Low-Med	Forgery/Fraud Offenses	20	20.75	20.96	12/31/08	943	20.96	
	<i>False Pretenses/Swindle/Conf Game</i>							
	<i>Credit Card/A.T.M. Fraud</i>							
	<i>Impersonation</i>							
	<i>Welfare Fraud</i>							
	<i>Wire Fraud</i>							
High	Homicide	0	0.00	0.23	1/1/71	8	0.18	
	<i>Murder & Negligent Manslaughter</i>							
	<i>Negligent Manslaughter</i>							
	<i>Justifiable Homicide</i>							
Med-High	Kidnapping/Abduction	0	0.25	0.40	12/31/08	18	0.40	
Med	Theft/Larceny	204	194.50	176.47	12/31/08	7941	176.47	
	<i>Pocket-picking</i>							
	<i>Purse Snatching</i>							
	<i>Shoplifting</i>							
	<i>Theft from Building</i>							
	<i>Theft from Coin-Operated Machine</i>							
High	Vehicle Prowling (Theft from Vehicle)	129	100.25	83.18	1/2/02	3861	85.80	Highest weekly total since 1st week of 2005
	<i>Theft of Motor Vehicle Parts</i>							
Med	All Other Larceny	75	94.25	90.67	12/31/08	4080	90.67	
High	Motor Vehicle Theft	47	47.25	33.18	12/31/08	1493	33.18	Totals remain pretty high, but arrests continue to slowly decrease activity
Med-High	Robbery	4	7.75	6.87	12/31/08	309	6.87	
High	Bank	0	0.00	0.00	12/31/08	0	0.00	
Med-High	Carjacking	0	0.00	0.18	12/31/08	8	0.18	
Med-High	Commercial	0	2.25	1.16	12/31/08	52	1.16	
Med-High	Invasion	1	0.25	0.38	12/31/08	17	0.38	
Med-High	Purse Robbery	0	0.50	0.38	12/31/08	17	0.38	
Med-High	Shoplifting Robbery	0	0.25	0.60	12/31/08	27	0.60	
Med-High	Strongarm	3	4.50	4.18	12/31/08	188	4.18	
Med	Sex Offenses - Forcible	3	3.25	3.53	7/15/09	67	3.53	
Med	<i>Forcible Rape</i>	1	1.50	1.32	7/15/09	25	1.32	
Med	<i>Sexual Assault w/ an Object</i>	0	0.75	0.63	7/15/09	12	0.63	
Med	<i>Forcible Fondling</i>	2	1.00	1.58	7/15/09	30	1.58	
Med	Sex Offenses - Nonforcible	3	1.25	1.16	7/15/09	22	1.16	Although notable, not much significance to the "red"
Med	<i>Incest</i>	1	0.50	0.26	7/15/09	5	0.26	
Med	<i>Statutory Rape</i>	2	0.75	0.89	7/15/09	17	0.89	
Low	Stolen Property Offenses (Traf, Rec, etc)	2	2.75	1.78	12/31/08	80	1.78	
Low	Weapon Law Violations							
Med	Disorderly Conduct	3	5.75	6.07	12/31/08	273	6.07	
High	Driving Under the Influence	10	11.00	12.55	6/10/09	276	12.55	

Weekly A.I.M. Crime Statistics

Reliability	Crime Type	Week: 11/10/09-11/16/09	Previous 4 Wk Avg	Historical Average	His Avg Length	Year to Date Tot	Year to Date Avg	Comments
Med-High	Assault Totals	28	29.50	31.24	12/31/08	1437	31.24	
	<i>Felony Assault</i>							
	<i>Misdemeanor Assault</i>							
Med-High	Burglary/Breaking & Entering - Totals	65	59.00	52.26	12/31/08	2404	52.26	
Med-High	Commercial	9	9.25	8.24	12/31/08	379	8.24	
Med-High	Residential	40	30.00	31.83	12/31/08	1464	31.83	Higher than normal activity in much of city; No large concentrations in single NBH
Med-High	Garage	16	19.75	12.20	12/31/08	561	12.20	
Med-High	Malicious Mischief	30	39.00	44.11	12/31/08	2029	44.11	
Med-High	Embezzlement	0	0	0.07	12/31/08	3	0.07	
Low-Med	Forgery/Fraud Offenses	31	21.00	21.17	12/31/08	974	21.17	Multiple cases w/ group of 4 suspects (BM, WF, 2 BF) at Albertsons
	<i>False Pretenses/Swindle/Conf Game</i>							
	<i>Credit Card/A.T.M. Fraud</i>							
	<i>Impersonation</i>							
	<i>Welfare Fraud</i>							
	<i>Wire Fraud</i>							
High	Homicide	0	0.00	0.23	1/1/71	8	0.17	
	<i>Murder & Negligent Manslaughter</i>							
	<i>Negligent Manslaughter</i>							
	<i>Justifiable Homicide</i>							
Med-High	Kidnapping/Abduction	0	0.25	0.39	12/31/08	18	0.39	
Med	Theft/Larceny	181	197.25	176.57	12/31/08	8122	176.57	
	<i>Pocket-picking</i>							
	<i>Purse Snatching</i>							
	<i>Shoplifting</i>							
	<i>Theft from Building</i>							
	<i>Theft from Coin-Operated Machine</i>							
High	Vehicle Prowling (Theft from Vehicle)	102	108.50	83.31	1/2/02	3963	86.15	Clusters NE include Apartments & Fitness Centers
	<i>Theft of Motor Vehicle Parts</i>							
Med	All Other Larceny	79	88.75	90.41	12/31/08	4159	90.41	
High	Motor Vehicle Theft	51	51.25	33.57	12/31/08	1544	33.57	Higher than normal activity in Lincoln Heights, Cannon Hill
Med-High	Robbery	5	7.50	6.85	12/31/08	315	6.85	
High	Bank	0	0.00	0.00	12/31/08	0	0.00	
Med-High	Carjacking	0	0.00	0.17	12/31/08	8	0.17	
Med-High	Commercial	2	1.75	1.20	12/31/08	55	1.20	North Monroe Baskin Robbins & NW Blvd KFC
Med-High	Invasion	0	0.50	0.37	12/31/08	17	0.37	
Med-High	Purse Robbery	0	0.25	0.37	12/31/08	17	0.37	
Med-High	Shoplifting Robbery	0	0.00	0.59	12/31/08	27	0.59	
Med-High	Strongarm	3	5.00	4.15	12/31/08	191	4.15	
Med	Sex Offenses - Forcible	2	3.50	3.45	7/15/09	69	3.45	
Med	<i>Forcible Rape</i>	1	1.50	1.30	7/15/09	26	1.30	
Med	<i>Sexual Assault w/ an Object</i>	0	0.50	0.60	7/15/09	12	0.60	
Med	<i>Forcible Fondling</i>	1	1.50	1.55	7/15/09	31	1.55	
Med	Sex Offenses - Nonforcible	3	1.75	1.25	7/15/09	25	1.25	
Med	<i>Incest</i>	0	0.75	0.25	7/15/09	5	0.25	
Med	<i>Statutory Rape</i>	3	1	1.00	7/15/09	20	1.00	Although notable, not too much significance to the "red"
Low	Stolen Property Offenses (Traf, Rec, etc)	3	3.25	1.80	12/31/08	83	1.80	
Low	Weapon Law Violations							
Med	Disorderly Conduct	7	5.50	6.09	12/31/08	280	6.09	
High	Driving Under the Influence	5	9.00	12.22	6/10/09	281	12.22	

Weekly A.I.M. Crime Statistics

Reliability	Crime Type	Week: 11/17/09-11/23/09	Previous 4 Wk Avg	Historical Average	His Avg Length	Year to Date Tot	Year to Date Avg	Comments
Med-High	Assault Totals	23	28.50	31.06	12/31/08	1460	31.06	
	<i>Felony Assault</i>							
	<i>Misdemeanor Assault</i>							
Med-High	Burglary/Breaking & Entering - Totals	69	61.75	52.62	12/31/08	2473	52.62	
Med-High	Commercial	9	8.50	8.26	12/31/08	388	8.26	
Med-High	Residential	41	34.50	32.02	12/31/08	1505	32.02	
Med-High	Garage	19	18.75	12.34	12/31/08	580	12.34	
Med-High	Malicious Mischief	44	37.75	44.11	12/31/08	2073	44.11	
Med-High	Embezzlement	0	0	0.06	12/31/08	3	0.06	
Low-Med	Forgery/Fraud Offenses	28	24.25	21.32	12/31/08	1002	21.32	
	<i>False Pretenses/Swindle/Conf Game</i>							
	<i>Credit Card/A.T.M. Fraud</i>							
	<i>Impersonation</i>							
	<i>Welfare Fraud</i>							
	<i>Wire Fraud</i>							
High	Homicide	0	0.00	0.23	1/1/71	8	0.17	
	<i>Murder & Negligent Manslaughter</i>							
	<i>Negligent Manslaughter</i>							
	<i>Justifiable Homicide</i>							
Med-High	Kidnapping/Abduction	0	0.00	0.38	12/31/08	18	0.38	
Med	Theft/Larceny	215	194.00	177.38	12/31/08	8337	177.38	
	<i>Pocket-picking</i>							
	<i>Purse Snatching</i>							
	<i>Shoplifting</i>							
	<i>Theft from Building</i>							
	<i>Theft from Coin-Operated Machine</i>							
High	Vehicle Prowling (Theft from Vehicle)	112	108.00	83.38	1/2/02	4075	86.70	Arrest of ██████ indicates susp in numerous incidents
	<i>Theft of Motor Vehicle Parts</i>							
Med	All Other Larceny	103	86.00	90.68	12/31/08	4262	90.68	
High	Motor Vehicle Theft	46	53.00	33.83	12/31/08	1590	33.83	
Med-High	Robbery	3	6.25	6.77	12/31/08	318	6.77	
High	Bank	0	0.00	0.00	12/31/08	0	0.00	
Med-High	Carjacking	0	0.00	0.17	12/31/08	8	0.17	
Med-High	Commercial	1	1.75	1.19	12/31/08	56	1.19	
Med-High	Invasion	0	0.25	0.36	12/31/08	17	0.36	
Med-High	Purse Robbery	0	0.25	0.36	12/31/08	17	0.36	
Med-High	Shoplifting Robbery	0	0.00	0.57	12/31/08	27	0.57	
Med-High	Strongarm	2	4.00	4.11	12/31/08	193	4.11	
Med	Sex Offenses - Forcible	2	2.75	3.38	7/15/09	71	3.38	
Med	<i>Forcible Rape</i>	1	1.25	1.29	7/15/09	27	1.29	
Med	<i>Sexual Assault w/ an Object</i>	0	0.25	0.57	7/15/09	12	0.57	
Med	<i>Forcible Fondling</i>	1	1.25	1.52	7/15/09	32	1.52	
Med	Sex Offenses - Nonforcible	0	2.00	1.19	7/15/09	25	1.19	
Med	<i>Incest</i>	0	0.75	0.24	7/15/09	5	0.24	
Med	<i>Statutory Rape</i>	0	1.25	0.95	7/15/09	20	0.95	
Low	Stolen Property Offenses (Traf, Rec, etc)	1	3.25	1.79	12/31/08	84	1.79	
Low	Weapon Law Violations							
Med	Disorderly Conduct	6	4.50	6.09	12/31/08	286	6.09	
High	Driving Under the Influence	14	9.50	12.29	6/10/09	295	12.29	

Weekly A.I.M. Crime Statistics

Reliability	Crime Type	Week: 11/24/09-11/30/09	Previous 4 Wk Avg	Historical Average	His Avg Length	Year to Date Tot	Year to Date Avg	Comments
Med-High	Assault Totals	12	27.75	30.67	12/31/08	1472	30.67	
	<i>Felony Assault</i>							
	<i>Misdemeanor Assault</i>							
Med-High	Burglary/Breaking & Entering - Totals	49	65.25	52.54	12/31/08	2522	52.54	[REDACTED] suspected in previous Construction Burglaries Some concentration NW; Conflicting susp descriptions
Med-High	Commercial	12	9.00	8.33	12/31/08	400	8.33	
Med-High	Residential	29	36.75	31.96	12/31/08	1534	31.96	
Med-High	Garage	8	19.50	12.25	12/31/08	588	12.25	
Med-High	Malicious Mischief	38	40.00	43.98	12/31/08	2111	43.98	
Med-High	Embezzlement	0	0	0.06	12/31/08	3	0.06	
Low-Med	Forgery/Fraud Offenses	15	25.75	21.19	12/31/08	1017	21.19	
	<i>False Pretenses/Swindle/Conf Game</i>							
	<i>Credit Card/A.T.M. Fraud</i>							
	<i>Impersonation</i>							
	<i>Welfare Fraud</i>							
	<i>Wire Fraud</i>							
High	Homicide	0	0.00	0.23	1/1/71	8	0.17	
	<i>Murder & Negligent Manslaughter</i>							
	<i>Negligent Manslaughter</i>							
	<i>Justifiable Homicide</i>							
Med-High	Kidnapping/Abduction	0	0.00	0.38	12/31/08	18	0.38	
Med	Theft/Larceny	154	199.00	176.90	12/31/08	8491	176.90	
	<i>Pocket-picking</i>							
	<i>Purse Snatching</i>							
	<i>Shoplifting</i>							
	<i>Theft from Building</i>							
	<i>Theft from Coin-Operated Machine</i>							
High	Vehicle Prowling (Theft from Vehicle)	62	110.25	83.41	1/2/02	4137	86.19	Arrest of prolific prowler [REDACTED]; PC for [REDACTED]
	<i>Theft of Motor Vehicle Parts</i>							
Med	All Other Larceny	92	88.75	90.71	12/31/08	4354	90.71	
High	Motor Vehicle Theft	38	49.25	33.92	12/31/08	1628	33.92	Arrests of prolific vehicle thieves to include [REDACTED]
Med-High	Robbery	2	5.25	6.67	12/31/08	320	6.67	
High	Bank	0	0.00	0.00	12/31/08	0	0.00	
Med-High	Carjacking	0	0.00	0.17	12/31/08	8	0.17	
Med-High	Commercial	0	1.25	1.17	12/31/08	56	1.17	
Med-High	Invasion	0	0.25	0.35	12/31/08	17	0.35	
Med-High	Purse Robbery	0	0.25	0.35	12/31/08	17	0.35	
Med-High	Shoplifting Robbery	1	0.00	0.58	12/31/08	28	0.58	
Med-High	Strongarm	1	3.50	4.04	12/31/08	194	4.04	
Med	Sex Offenses - Forcible	0	2.25	3.23	7/15/09	71	3.23	
Med	<i>Forcible Rape</i>	0	1.00	1.23	7/15/09	27	1.23	
Med	<i>Sexual Assault w/ an Object</i>	0	0.00	0.55	7/15/09	12	0.55	
Med	<i>Forcible Fondling</i>	0	1.25	1.45	7/15/09	32	1.45	
Med	Sex Offenses - Nonforcible	0	1.75	1.14	7/15/09	25	1.14	
Med	<i>Incest</i>	0	0.50	0.23	7/15/09	5	0.23	
Med	<i>Statutory Rape</i>	0	1.25	0.91	7/15/09	20	0.91	
Low	Stolen Property Offenses (Traf, Rec, etc)	1	2.25	1.77	12/31/08	85	1.77	
Low	Weapon Law Violations							
Med	Disorderly Conduct	5	5.25	6.06	12/31/08	291	6.06	
High	Driving Under the Influence	11	11.00	12.24	6/10/09	306	12.24	


Spokane Police Department Accountability Information Management

Department Response



SERVICE PRIDE DEDICATION





AIM Meeting Wednesday, November 4, 2009

Attendance: A/C Nicks, Major Stephens, Major Johnson, Major Moberly, Captain Braun, Captain Winkey, Lt. Walker, Lt. Arleth, Lt. Olson, Lt. McGovern, Lt. Scalise, Lt. Carl, Sgt. Fertakis, PIO DeRuwe, Tom Michaud, Ryan Shaw, Larry Stevens, David Lund, Carly Cortright, and Tyler Doucet.

Absent: Chief Kirkpatrick, Lt. Drollinger, Lt. Richards, Lt. Mullennix, Sgt. Cummings, Sgt. Arnzen, Karl Thompson, Molly Prenger.

Assessment from Prior Week

Captain Braun provided an update on the Hillyard construction site


- There have been no further problems with vandalism.
- Over the past week, six asphalt trucks have been cited for overweight violations by Ofc. Moon.
- This issue can be closed out for the time being; we will revisit the topic if an issue arises in the future.

Major Stephens provided an update on the commercial construction burglaries.

- There are currently no further updates on the situation; Investigative cases require time to determine the cause and effect relationship surrounding cases.
- Will provide update when new information becomes available.

Major Stephens and Crime Analysis provided an update on vehicle theft

- Patrol has made about 10 arrests for vehicle theft in the past week.
- Vehicle theft continues to be occurring at a high rate.
 - It is not certain why vehicle theft has been so high; however, this is a lag period of about 2-3 weeks between the incident occurrence and incident investigation while the forensic evidence arrives.
- Molly Prenger with the auto theft task force provided a crime map that shows both the vehicle theft hotspots as well as known vehicle thieves in the surrounding neighborhoods.
 - This tool should be useful for patrol officers in identifying both problem areas and possible suspects.
 - Lt. Arleth suggested that a list containing the names of recently released criminals for a particular issue (such as vehicle theft) would also be useful for patrol.
 - Crime Analysis indicated that they would continue to develop tools to map addresses and suspects for crimes and link them to hotspot areas.
- The same types of cars (mainly 1985-1990 models of Honda, Toyota, Subaru, and Nissan) continue to be stolen on a regular basis.



AIM Meeting Wednesday, November 4, 2009

- A/C Nicks inquired about possible awareness campaigns and public releases SPD could undertake to help vehicle owners become more aware of both the problems of vehicle theft and how to better protect their vehicles.
 - Lt. Olson and PIO DeRuwe will take the lead on designing a public awareness campaign.

Lt. McGovern provided an update on some of the commercial robberies of the past weeks.

- There have been a total of 6 arrests in the past week in regards to the Papa John's robbery as well as other commercial robberies.
- SPD is still working on the Quizno's and coffee stand robberies; however, there has not been any further commercial robberies to discuss at this time.
- In addition, we have collected suggestions for improved reporting for patrol officers to assist investigation and will provide to Patrol Staff.

Major Stephens provided an update on the ATM Rips of recent weeks.


- Surveillance video was shown to the media resulted in an informant turning in a suspect in regards to the recent string of ATM rips.
- Detective Hensley followed up on the informant's tip, made an arrest of the suspect, George W. Butrick, for two charges, and is continuing work on the investigation of the other ATM thefts.

Lt. Walker provided an update on the Club Uno incident from last week.

- Lt. Walker reported that the gang unit was out around the club on November 3rd doing follow-up on last week's stabbings.
 - The club was not as busy as it was last week (Tuesday nights are usually busy); however, on Halloween night there was a big fight that occurred outside the club. It did not appear to be gang related.
- Some of the parking lots surrounding the club have been problematic in facilitating some of the violence.
- There have been issues with Fairchild personnel possibly involved in problems at Club Uno.
 - SPD will work with OSI for base issues regarding Club Uno.
- SPD is also considering possible surveillance options on Club Uno.
- Lt. Walker indicated that he would like to see the gang unit come out again next Tuesday night in case any further violence breaks out.

Shiloh Hills and Nevada-Lidgerwood Crime Prevention Emphasis

- SPD has put out numerous flyers in the past week to inform residents of vehicle prowling issues.
- Ofc. Coffman has contacted all the big apartment complexes, making them aware of prowling and other crime-related issues.
- Crime Analysis reported that crime has significantly decreased in the Shiloh Hills area.



AIM Meeting Wednesday, November 4, 2009

- Increased and proactive patrols coupled with media attention has seemed to drive down the crime rates.
- Follow-up is needed next week to provide an update on the situation.

Crime Trend Debrief

Crime Analysis provided an update on some of the crime trends of the past week not previously discussed.

- Garage Burglary
 - Garage burglary rates have risen in the past week. Almost all (26 out of 30) of these burglaries have occurred on the Northside.
 - Emerson-Garfield, Nevada-Lidgerwood, and Shiloh Hills have been hit hard by these burglaries.
 - Most of the burglaries have targeted open garages.
 - Another public awareness piece would be useful to help citizens better protect their property. Lt. Olson and PIO DeRuwe will follow-up on this next week.

Weekly SPD Wrap-Up

Major Moberly

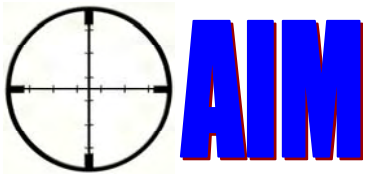
- Major Moberly indicated that resources have become a major issue concerning Crime Free Multi-Housing.
 - A/C Nicks suggested that Planning should explore the issue further and talk to Maurece Vulcano about the costs involved in enhancing the program as well as identifying wishes, needs, and benefits that would be essential to the program's success.

Lt. Olson

- Lt. Olson discussed the problems associated with open campuses at high schools during lunch hours.
 - Drug trafficking and fights have been occurring on and around open campuses.
 - Extra patrols around lunch time would be helpful around lunch time to stem some of the activity
 - Lt. Scalise is meeting with SD 81 to discuss partnering for emphasis patrols during lunch hours.

Lt. McGovern

- Detective Hill is still working on the Deputy-involved shooting case.



AIM Meeting Wednesday, November 4, 2009

Lt. Arleth

- There have been issues concerning Broadway Foods on Broadway and Nettleton.
 - A Patrol special detail was able to quantify the problem.
 - Due to the special patrol in the area, a pursuit occurred on a stolen Toyota 4Runner from Pend Oreille County.
 - Two arrests were made with multiple charges, including recovered stolen weapons.

Sgt. Fertakis

- SIU obtained four search warrants last week (three were in the West Central area), which uncovered both meth and marijuana houses as well as cocaine. SWAT assisted with two of these warrants.

Action Plan – For Wednesday, Nov 11th, 2009

Follow up on several on-going investigative cases (Maj. Stephens will serve as point)

- Commercial construction burglaries/thefts
 - Any updates?
 - Any new information from Crime Analysis?
 - Have there been any further arrests?
- Commercial robberies (coffee stand, restaurants)
 - Any updates? Any new information from Crime Analysis? Have there been any further arrests?
- ATM Rips
 - Any update on investigation following arrest of Butrick?

Vehicle Theft Update (Sgt. Cummings will take lead)


- Have vehicle theft numbers improved at all over the past week?
- Are there any investigatory leads?

Awareness Campaigns (Lt. Olson and PIO DeRuwe will take lead)

- What progress has been made on the awareness campaigns for both the vehicle theft and garage burglary issues?

Club Uno incident (Lt. Richards will take lead)

- Have there been any further arrests?
- What is Club Uno's status in regard to Good Neighbor Agreement?
- What proactive measures have been taken to make us better prepared in the future?



AIM Meeting Wednesday, November 4, 2009

Shiloh Hills and Nevada-Lidgerwood emphasis (Capt. Braun will take lead)

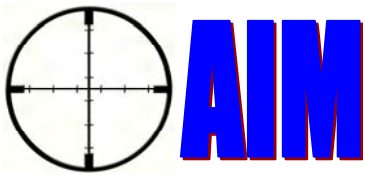
- What proactive measures have we continued to take regarding crime in this area?

High School Open Campuses (Lt. Olson will take lead)

- Is there any new information?
- Update from Lt. Scalise's meeting with SD 81 discussing partnering for emphasis patrols during lunch hours.

Crime Free Multi Housing (Planning will take lead)

- What research/information have we gathered on this issue?



AIM Meeting Wednesday, November 11, 2009

Attendance: Chief Kirkpatrick, A/C Nicks, Major Stephens, Major Johnson, Captain Braun, Captain Winkey, Lt. Arleth, Lt. Olson, Lt. McGovern, Lt. Drollinger, Lt. Richards, Lt. Mullennix, Lt. Scalise, Sgt. Cummings, PIO DeRuwe, Tom Michaud, Ryan Shaw, Larry Stevens, Karl Thompson, Molly Prenger, David Lund, Carly Cortright, and Tyler Doucet.

Absent: Major Moberly, Lt. Walker.

Assessment from Prior Week

Sgt. Cummings provided an update on the recent string of ATM rips.

- [REDACTED], a major suspect in the ATM rips, was arrested a week ago through the help of an informant; however more ATM rips have still occurred. The most recent ATM rip occurred on Tuesday, November 10th.
- Investigators believe more than one group is responsible for the rips, and investigations are still in progress.

Tom Michaud provided an update on the commercial construction burglaries.


- Commercial burglaries have seemed to dissipate.
- There are no current leads or suspects in past burglaries, but the illegal activity has settled down for now.

Lt. McGovern provided an update on the recent commercial robberies.

- Det. Hamond has identified a suspect in relation to the Quizno's robberies.
- Three suspects have been arrested in connection with the Papa John's and Zip Trip robberies as well.
- Patrol did an excellent job at a home invasion robbery on [REDACTED] E Garland, and an arrest was made.
- Robberies have been low this past week (only 5), and there has not been any pharmaceutical robberies for several weeks.
- Ryan from Crime Analysis noted that **robberies are currently below average** in Spokane right now.

Sgt. Cummings provided an update on the recent spike in vehicle theft

- There is a concern that citizens are not telling the truth to officers about leaving their cars running in the morning for heating.
 - This situation is ideal for potential vehicle thieves, and citizens may be lying to officers about this because their insurance providers will not allow claims under these circumstances.
- It is important that SPD is correctly charging suspects for "theft of motor vehicle" or "possession of a stolen vehicle."



AIM Meeting Wednesday, November 11, 2009

- It is equally important to write tickets for vehicle prowling since those points add up as felonies at sentencing for vehicle theft.
- Molly Prenger provided a list of suspect names currently believed to be heavily involved with vehicle theft.
 - Molly is going to compile a list of items needed from patrol in reports and will forward that list out to everyone soon.
 - A follow up is needed to establish when these thefts/prowls are occurring in conjunction to where they are occurring.
- Crime Analysis indicated that vehicle prowling is at a five year high. SPD is making good arrests; however, we are getting more activity spread throughout the city.

Lt. Olson and PIO DeRuwe provided an update on the awareness campaign for vehicle theft.

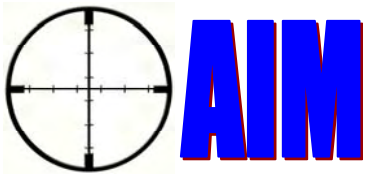
- There has been plenty of publicity over the recent spike in vehicle theft.
 - Last Friday, there was an article in the *Spokesman Review* discussing the issue.
 - There have been several stories aired with all the local news stations about vehicle thefts as well.
 - SPD is also running awareness bulletins through Channel 5 informing citizens on prevention methods.
- SPD has contacted local makers of clubs for vehicles.
 - SPD could buy clubs at a discounted price of \$10 (\$40 retail price).
 - Sgt. Cummings will be doing more follow-up on our options here.
- A/C Nicks asked if there were any fundraising streams that SPD could tap into so that we could distribute and/or sell these clubs to citizens so that they may better protect themselves.
 - Lt. Olson, Sgt. Cummings, and COPS will collaborate on this matter in hopes of finding an effective course of action.

Lt. Richards provided an update on the activity surrounding Club Uno.

- SPD was down at Club Uno on Tuesday night; Patrol was inside while the gang unit was working outside the club.
 - Detective Barrington has been conducting follow-up on the stabbing incident a couple weeks ago.
- Tuesday night, there was a large crowd moving in and out of the club; fortunately, no major incidents took place.
- NROs will be meeting with the owners of the Diamond Parking lots to discuss ways to reduce the level of activity that has been occurring.

Captain Braun provided an update on the high levels of criminal activity around the Shiloh Hills and Nevada-Lidgerwood neighborhoods.

- SPD has been running specials in these areas which have resulted in the arrest of several vehicle prowlers.



AIM Meeting Wednesday, November 11, 2009

- The Anti-Crime Team (ACT) will be deployed on Sunday to reduce crime in these targeted areas.
 - Shift commanders will be setting priorities each day after analyzing the daily action reports.
- There is a need to make sure officers are properly trained, informed, and equipped for potential plain clothes operations in these targeted locations.

Lt. Olson provided an update on the lunch situation at local high school campuses.

- Local school administrations have not been as supportive in our efforts to encourage closed campuses as school security has been.
 - Jason Conley, the Director of Security, supports the possibility of making Shadle and Rogers HS closed campuses for lunch.
- Chief Kirkpatrick believes it is important to seek school board support if our efforts are going to be successful.
- This project will be an ongoing process, and as such, we will continue to update the situation on a monthly basis.


David Lund provided an update on research done on the Crime Free Multi Housing project.

- Crime Free Multi Housing has been adopted in 28 different Washington cities.
- Spokane charges \$75 for the course that runs twice a year.
- Currently, Spokane only has 51 local participants.
- Des Moines is the only Washington city that makes Crime Free Multi Housing a requirement.
- For any potential ideas to enhance the program to be effective, resources will need to be properly allocated and funneled into the program.
- We will continue to research ways to enhance the Crime Free Multi Housing program and provide an update the 2nd week of December on this issue.

Weekly SPD Wrap-Up

NROs

- Officer Taylor
 - Ofc. Taylor has been working to clean up the criminal activity around Broadway Foods this past week. Patrol has been doing “specials” that have resulted in several arrests.
 - Traffic enforcement has been increased around Five Mile Prairie in response to numerous traffic complaints.
 - City Engineering will be placing barricades at the end of Barnes Road this week to disrupt parties that have been occurring.



AIM Meeting Wednesday, November 11, 2009

- There is an ongoing problem with parking in the alley near [REDACTED] W Cleveland. Ofc. Taylor contacted the parties to the east warning that any parking violations will be cited.
- Downtown NROs
 - There have been ongoing problems around the parking lots across from Club Uno. Emails and phone calls have been sent to the owners, and NROs are waiting for a response in order to set up a meeting.
 - A few street kids have been committing robberies, assaults, and threats in the downtown area near STA.
 - Downtown NROs are still working Lewis and Clark High School in response to some of the drug activity that has been occurring during lunch hours.
 - Frequent heroin and marijuana usage and sells have been occurring around STA. Officers will take a different approach to monitor the situation this week.

Sgt. Nemecek (Team 2)


- Ofc. Kannberg investigated a shooting in Adam sector that occurred when an irate man opened fire on his neighbor's house following an argument. After extensive follow-up, Ofc. Kannberg located the suspect and made the arrest without incident.
- Ofc. Malinak arrested a man in possession of a stolen vehicle and also determined that property in the vehicle was stolen in a burglary.
- Ofc. Graves was injured after having his police vehicle rear ended. He is fine, but may be out for a week or more.
- Ofc. Aspaas and Ofc. Curtis forced entry at a residence in east Spokane, following a report that the woman living there may be suicidal. Officers found the woman in a locked bathroom, in the tub covered in blood. They administered first aid, and the woman survived.

Lt. Richards

- There have been gang-related problems occurring around Rogers HS, and potential solutions are currently being developed.
- There has also been potential gang-related activity at the 7-11 on Maxwell and Maple, where a stabbing recently took place.
 - People are not being very cooperative with the investigation, and SPD will secure a warrant to obtain their surveillance tapes if necessary.

Lt. Drollinger

- Lt. Drollinger is currently working on issues surrounding Broadway Foods at 2229 W Broadway Avenue.
 - Officers Taylor and Ennis have not observed any prostitution or drug trafficking over the past couple of weeks.
 - Ofc. Taylor believes the area is slowing down as the weather is cooling off and people are indoors more.



AIM Meeting Wednesday, November 11, 2009

- Problems often begin on the north and west sides of the store where fights break out, alcohol is being purchased for minors, individuals openly consume alcohol, and there is loitering and disorderly conduct.
 - Possible solutions include utilizing the Liquor Control Board to monitor alcohol purchases and increase loitering enforcement near the store.

Lt. Scalise

- Transient problems have decreasing; however, prostitution has been increasing.

Lt. Walker

- Grave patrol arrested two suspects for vehicle theft that were heading eastbound on St. Thomas Moore Road.

Lt. Arleth

- Lt. Arleth provided a presentation on possible reduction and deterrence methods in regards to auto theft.
 - There are two possible approaches to the problem—reactive or proactive.
 - It is important to be proactive in our approach to auto theft prevention because it reduces crime/criminal victimization.
 - Lt. Arleth discussed the keys to reduction both internally (SPD) and externally.
 - There were three main discussion points that were reviewed in order to move forward with this project
 - FIRST: in terms of a timeframe, Chief Kirkpatrick suggested a 6-month initiative.
 - SECOND: the goals of this project will be to reduce auto theft by 50%
 - THIRD: Lt. Mullennix and Captain Braun will serve as point on this project.
 - Singley will be brought on board as Sgt. Cumming's replacement.
 - Ofc. Bartlett will also be highly involved as PIO for the program.


NOTABLE OCTOBER PROJECTS:

TEAM 2

- Ofc. Hager has spoken with the gang unit about gang-related activity that has been occurring around Broadway Foods at 2229 W Broadway Ave.
 - After reviewing FI's and complaints, Ofc. Hager has decided to produce a "gang book" that specifically addresses gang activity in the West Central area.
 - Ofc. Hager believes that if he can narrow down the persons in the general area, he can best develop an effective strategy to address the problems.

TEAM 4

- Residential and garage burglaries have occurred frequently in the Hillyard district, especially near Queen and Market.



AIM Meeting Wednesday, November 11, 2009


- Stolen vehicles (many of which are being stolen for the purpose of committing other crimes) are leading to dangerous pursuits. This has become the team's highest priority.
 - Team 4 is planning to utilize the 2 officer undercover car as a means to seek out stolen vehicles and direct marked cars into position to make a quicker and safer arrest.
 - Additionally, Team 4 plans on conducting a much more in-depth and detailed interview and interrogation of suspects in order to gain more intelligence on the criminal activity for which the stolen vehicles are being used.
- Team 4 has been concentrating on the NW morning prowling problem which led to two arrests in one morning.
 - Ofc. Coleman caught suspect was caught stealing a car that was left to warm up.
 - Later that morning, the team later arrested a suspect who had committed two burglaries and at least three vehicle prowlings.

TEAM 5

- Team 5 has been placing a greater emphasis on their traffic patrols in several districts including Downtown, East Sprague, Lincoln Heights, Perry, and on South Grand Blvd.
- Prostitution has become an issue in the East Sprague district. Team 5 has been working to decrease prostitution by making contact with johns and prostitutes as well as identifying and citing them as necessary.

TEAM 6

- What was perceived to be a typical commercial burglary at [REDACTED] N Market led to the discovery of much more criminal activity as a search warrant uncovered a large quantity of drugs, stolen property, and three guns (one of which was stolen).
 - [REDACTED] and [REDACTED]—both of whom have extensive records—were arrested as a result of the investigation.
- A purse was snatched from a female victim at Franklin Park Mall. Shortly thereafter, Sgt. Nemeck, with the hard work of officers Schmidt and Widhalm, found the suspect vehicle and recovered many of the stolen items, including the victim's \$1,500.00 purse.
- Officers Dollard and McCollough developed information that a wanted suspect named [REDACTED] was at [REDACTED] W Maxwell. [REDACTED] had a stolen vehicle warrant and was found at the address. [REDACTED], who had a warrant out for murder, was also found at the address.
- A robbery of 5 beer cans occurred at 2005 N Hamilton. The suspects claimed to have a gun, and one suspect punched the store clerk when approached. The suspects were found at the 711 on Washington and Indiana and were arrested by Officer T. Johnson.
- Officers Dollard and Carpenter responded to a residential burglary call which led to the arrest of [REDACTED] for possession of crack, heroin, and morphine.
- Officers Johnson and Schmidt made a traffic stop on a vehicle for failing to signal and not having brake lights. The driver's license was suspended and had two warrants out for her arrest. The officers found 4 bags of heroin in the woman's car.
- In response to a shoplifting call, Ofc. Widhalm arrested a woman for eight counts of PCS with intent after finding meth on her.



AIM Meeting Wednesday, November 11, 2009

- Ofc. Widhalm did an on-camera interview with channel 6 news at the site of a stolen vehicle recovery. He talked about the recent spike in stolen vehicles and ways by which people can protect their vehicles from being stolen.

TEAM 8


- A large number of stolen vehicles have been abandoned around the Gonzaga campus near [REDACTED] E Ermina.
- Large parties have [REDACTED] E. Glass have been causing problems; the house will be closely monitored.
- [REDACTED] N. Alameda has been a problem house that Team 8 has been monitoring.

TEAM 12

- Team 12 has put in place Special Patrols in the area of Broadway and Nettleton for several suspects including [REDACTED] (wanted), [REDACTED] (burglary suspect), [REDACTED] [REDACTED] (contacted and arrested), and [REDACTED] (wanted).
- Additional patrols have been added in the Maple/Queen area in response to prowling and burglaries.
- [REDACTED] N. Elm is a drug house that Team 12 is investigating in hopes of securing potential drug arrests.
- [REDACTED] N. Maple is a suspected drug house that Team 12 has been carefully monitoring for any suspicious activity.
- Several fights have recently broken out at party house on [REDACTED] W. Nora. Team 12 has been working to reduce such problematic activity at this location.

TEAMS 9, 11, 13, and 15

- These night teams have been working to reduce vehicle prowling in the Hamblen Park area.
- These teams have responded to several instances of disorderly conduct near 3rd and Altamont.
- Patrols have been increase in the areas of 6th/Adams and 7th/Cedar in response to an increase in vehicle prowling
- Night patrols have been keeping close tabs on vehicle prowling near Cannon Hill and 29th/Regal St.
- Traffic enforcement is being increased near 5th and Altamont.
- [REDACTED] S. Fiske is being closely monitored for suspected drug activity.
- Night patrols have been working to reduce the underage drinking and partying taking place at [REDACTED] E 39th.
- These teams have spent 60 hours conducting traffic specials from the traffic hotline for the community. As a result, 45 contacts and warnings have accumulated over the past month due to their efforts.



OTHER NOTABLE SPD EFFORTS WEEK NOV 4-11:

November 4th, 2009: Car Thieves Tool of Choice

- Spokane Police Ofc. Jeff McCollough located a stolen vehicle near Olympic and Helena. He contacted the male driver, [REDACTED], whose license was suspended.
- Inside the vehicle, police officers located vehicle plates, shaved keys, and tools used for auto theft.
- [REDACTED] was booked into Spokane County Jail for Possession of a Stolen Motor Vehicle.
- Citizens are reminded that if they see anything unusual in their neighborhood, whether its a vehicle parked in the same location for more than a few days to unusual pedestrian traffic, they are urged to call police. Many of the vehicle thefts take place in a matter of minutes.

November 9th, 2009: Vehicle Prowler Caught in Action


- Spokane Police patrol officers responded to the area of Post and Cora Ave on a report of citizens chasing a vehicle prowler on foot.
- An astute citizen heard a window break at the house he had been working on, 908 West Cora. Turns out, [REDACTED] had broke into the residence. Officers were able to find [REDACTED] and place him under arrest for Residential Burglary.
- Officers learned that [REDACTED] had broken into an apartment and several vehicles just before being arrested.
- Various stolen property and burglary tools were located along [REDACTED] path. Officers were able to return some of the property to the rightful owners.
- This arrest was so successful due to the collaborative efforts between citizens of our community and the police department.

November 11th, 2009: Stolen Vehicle Pursuit Ends with Suspect in Custody

- At 2:30 AM, Officers Russo and Wheeler identified a stolen Subaru Legacy.
- After the suspect failed to pull over, a vehicle pursuit ensued.
- The suspect stuck an Avista power pole then proceeded to flee on foot.
- The officers gave chase and apprehended the suspect without incident.
- 40 year-old [REDACTED] was booked into Spokane County jail for vehicle theft and eluding.

November 11th, 2009: Suspect Arrested After Crash

- Ofc. Collins noticed suspect [REDACTED] wandering through the Northeast part of town looking to break into parked cars and residences.
- The suspect fled in a black Chevy Caprice, and Ofc. Collins pursued the suspect.



AIM Meeting Wednesday, November 11, 2009

- The suspect eventually crashed into oncoming traffic on Cincinnati, and his vehicle eventually stopped in the yard of a nearby house.
- [REDACTED] was eventually captured after he attempted to flee on foot and has been booked into Spokane County jail for Attempting to Elude and Fail to leave Information at a collision.

Action Plan – For Wednesday, Nov 18th, 2009

Vehicle Theft Update (Crime Analysis will take lead)

- What is the time of day and MO surrounding vehicle theft?

Awareness Campaigns (Lt. Olson will take lead)

- What progress have we made in identifying possible fundraising methods to purchase clubs?
- Has there been any further newspaper articles/news segments aired?

Club Uno (Lt. Richards will take lead)

- Have there been any further arrests?
- What is Club Uno's status in regard to Good Neighbor Agreement?
- What proactive measures have been taken to make us better prepared in the future?

Follow up on several on-going investigative cases (Maj. Stephens will serve as point)

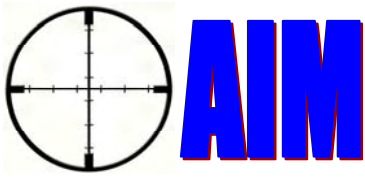
- Commercial robberies (coffee stand, restaurants)
 - Any updates? Any new information from Crime Analysis? Have there been any further arrests?
- ATM Rips
 - Any update on investigations?

Shiloh Hills and Nevada-Lidgerwood emphasis (Capt. Braun will take lead)

- What proactive measures have we continued to take regarding crime in this area?
- Update on ACT's first week.

Update on Pawn Ordinance (Sgt. Cummings will be lead; monthly updates)

- Where are we at with this research?



AIM Meeting Wednesday, November 18, 2009

Attendance: A/C Nicks, Major Stephens, Major Johnson, Major Moberly, Captain Braun, Captain Winkey, Lt. Olson, Lt. Walker, Lt. McGovern, Lt. Drollinger, Lt. Richards, Lt. Scalise, Sgt. Cummings, PIO DeRuwe, Tom Michaud, Ryan Shaw, Larry Stevens, Karl Thompson, Molly Prenger, David Lund, and Tyler Doucet.

Absent: Chief Kirkpatrick, Lt. Arleth, Lt. Mullennix, and Carly Cortright.

Assessment from Prior Week

Crime Analysis provided an update on the recent rise in vehicle theft.


- Molly Prenger has organized a database on all the vehicle thefts from January 1st through the present.
 - This database contains time spans in addition to the dates when vehicle thefts occurred to enhance our analysis efforts.
 - Recent vehicle theft activity peaks at 3am and 9pm daily.
 - The most common day that vehicle theft occurs is Saturday.
 - Hondas and Toyotas are the most common cars that are stolen.
 - Although there are some peak days and times, there is not an identified trend.
- A/C Nicks asked what our focus should be on this issue
 - It is important to identify active known offenders.
 - A continual major problem is that since vehicle theft is not a violent crime, many of the suspects SPD arrest for vehicle theft are released after a brief stint in jail, and many of these newly released offenders quickly reoffend.
- Sgt. Cummings indicated that there is a 2-3 week lag period due to investigations.
- Over the past week, there have been more public awareness articles in the newspaper and local media outlets.

Lt. Olson provided an update on fundraising methods for a public awareness/prevention program for vehicle theft.

- Currently, SPD can purchase vehicle clubs at a reduced price of \$11 per club.
- Lt. Olson has been working with local businesses and insurance companies to gather funds to purchase these vehicle clubs so they can be distributed to citizens through COPS.
- COPS will be utilizing its contacts in hopes to gathering funds as well.
- In the past week, there has been more public awareness bulletins put out through the newspaper, local news stations, and channel 5. This trend will continue.

Lt. Walker provided an update on the Club Uno situation downtown.

- Crowds were under control on Tuesday, November 17th, and Diamond parking had a security guard on the lot for the first time.



AIM Meeting Wednesday, November 18, 2009

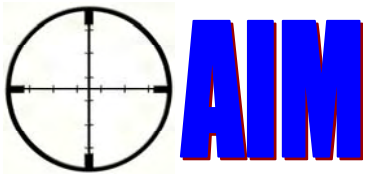
- There is a meeting scheduled with Diamond parking Wednesday, November 18th to discuss the possibility of shutting down the parking lot on problematic Tuesday nights.
- We are waiting on an update of the status of Club Uno's Good Neighbor Agreement.

Major Stephens provided an update on some of the several ongoing investigative cases.

- Detective Hamond is still working on the Quizno's robbery case.
- The suspect in the Baskin Robbins robbery also committed two robberies back in July. These robberies had the same MO.
 - Evidence that may be of value was found at the scene of the crime.
- The deputy-involved shooting case is wrapping up, and we are now looking at possible charges.
- ATM Robberies
 - SPD has a suspect in custody.
 - After the suspect's arrest, there have been a couple more ATM rips; however, these rips have a different MO than the recent wave of cases currently being dealt with.
 - We should know more about this issue in the following weeks as investigations continue.
- Lt. Richards discussed the recent SCSO home invasion robbery. Both weapons and drugs were recovered from the house, but there is no indication of any connections this might have with other ongoing investigations.

Lt. Scalise provided an update on the Shiloh Hills/Nevada-Lidgerwood crime emphasis.

- We have recently begun running both day and night ACT teams in these areas.
- Crime Analysis has been compiling daily priority lists and sending them out to shift captains.
 - ACT teams then attack these priorities and close the communication loop by reporting back to Crime Analysis by notifying them of the events that occurred during their shift.
- Lt. Scalise indicated that we currently have four officers out at any given time, and with overlap shifts we double that number to eight.
- Lt. Drollinger stressed the need to have proper access to equipment in order for the Anti Crime Teams to be successful.
 - Teams would also greatly benefit from having air cards to enhance their internet access and equipment to mount their laptops in vehicles. (Major Johnson will work on the equipment issues)
- Lt. Walker added that night teams have also been working the NW part of town and watching the Gonzaga University area for stolen cars.
- Our priorities in this situation will continue to be Shiloh Hills and Nevada-Lidgerwood.
- Lt. Scalise has conducted interviews with local news media about this crime emphasis to make the public more aware of the situation.



Crime Trend Debrief

Ryan Shaw from Crime Analysis identified this week's crime trends.

- There has been a rise in residential burglary this past week. These burglaries have been spread out throughout the city.
- There has been a rise in forgery/fraud that can be attributed to the same suspects acting in multiple instances.
- Vehicle prowling continues to remain high and often occurs in the NE section of the city at apartment complexes and fitness centers.
- Vehicle theft remains an ongoing problem. There has been higher than normal activity in Lincoln Heights and Cannon Hill.
- Crime Analysis received a list from the Department of Corrections containing the names of unsupervised people. The outlook does not look promising, and many criminals are being released from custody.
 - In two weeks we hope to have more analysis done in regards to this list.

Weekly SPD Wrap-Up

Lt. Richards


- A recently search warrant led to the discovery of a pound of meth (valued between \$15,000-\$20,000) and \$8,000 cash. The suspect was not currently on our radar, and the federal government will take up this case.

Lt. Olson

- Ofc. Strassenberg continues to be working closely with COPS on the issue of vehicle prowling.

Lt. Scalise

- Northside teams caught two separate burglary suspects.
 - One such suspect was linked to several thefts in the past couple of weeks.
 - Sgt. Cummings indicated that SPD is working to slap more charges against this suspect.
- A major problem with auto theft and burglaries is that our system is essentially a catch and release system.
 - Many of the suspects SPD arrests are quickly released from jail and have been re-offending.
 - It is important to track this trend and make it known to the public. If the public is more aware of this problem, perhaps the system can be changed in the future.



AIM Meeting Wednesday, November 18, 2009

Crime Analysis

- Molly Prenger compiled a list of what report information would be valuable and help Crime Analysis be more effective. This information will be provided to Patrol field reporting.
 - Vehicle Theft: explicit statement on method of entry and theft, estimate value of the vehicle stolen, the type and direction of the roadway, whether the stolen/recovered location was a house, apartment, business, etc., any damage to the car and parts that are missing.
 - ID Theft: make note if ID theft is involved in a crime, specify the bank when listing credit cards, checkbooks, etc, and list the last four digits of cards (if possible).
 - Commercial Burglary: point of entry and method of entry.

OTHER NOTABLE SPD EFFORTS WEEK NOV 11-18:

November 18th, 2009: **Vehicle Pursuit Ends in Arrest**

- Ofc. VanTassel initiated a traffic stop of a restless driver near Crestline and Sprague.
- The driver failed to pull over, and the suspect fled eastbound and entered I-90.
- Spokane County Sheriff's Office deputies assisted the pursuit by deploying spike strips near I-90 and Barker. The strips flattened the suspect's tires, but he continued driving the damaged vehicle at a reduced speed.
- A second set of spike strips were deployed by Post Falls police when the driver crossed the border.
- A PIT (Pursuit Immobilization Technique) was successfully used as the suspect vehicle took an exit off I-90.
- Two female passengers were in the vehicle against their will at the time of pursuit.
- [REDACTED] was arrested for Attempting to Elude and Unlawful Imprisonment. He was booked into Kootenai County jail in Idaho, and will have to be extradited back to Washington.

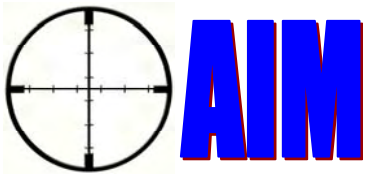
Action Plan – For Wednesday, December 2nd, 2009

Vehicle Theft Update (Crime Analysis will take lead)

- What is the time of day and MO surrounding vehicle theft?

Awareness Campaigns (Lt. Olson will take lead)

- What progress have we made in identifying possible fundraising methods to purchase clubs?
- Has there been any further newspaper articles/news segments aired?



AIM Meeting Wednesday, November 18, 2009

Club Uno (Lt. Richards will take lead)

- Have there been any further arrests?
- What is Club Uno's status in regard to Good Neighbor Agreement?
- What proactive measures have been taken to make us better prepared in the future?

DOC list of unsupervised people (Crime Analysis will take lead)

- What analysis has been done on this list?
- Are there any notable suspects we should be aware of?

Follow up on several on-going investigative cases (Maj. Stephens will serve as point)

- Commercial robberies (coffee stand, restaurants)
 - Any updates? Any new information from Crime Analysis? Have there been any further arrests?
- ATM Rips
 - Any update on investigations?


Shiloh Hills and Nevada-Lidgerwood emphasis (Capt. Braun will take lead)

- What proactive measures have we continued to take regarding crime in this area?
- Update on ACT's activities.
 - Equipment issues (air cards)?



AIM Meeting Wednesday, November 25, 2009

**No AIM Meeting This
Week Due To Thanksgiving Holiday**



AIM Meeting Wednesday, December 2, 2009

Attendance: Chief Kirkpatrick, A/C Nicks, Major Stephens, Major Johnson, Captain Braun, Captain Winkey, Lt. Olson, Lt. Arleth, Lt. Walker, Lt. McGovern, Lt. Richards, Lt. Scalise, Sgt. Cummings, PIO DeRuwe, Tom Michaud, Ryan Shaw, Larry Stevens, Karl Thompson, Carly Cortright, and Tyler Doucet.

Absent: Major Moberly, Lt. Mullennix, Lt. Drollinger, Molly Prenger, and David Lund.

Assessment from Prior Week

Crime Analysis provided an update on vehicle thefts.


- Vehicle theft numbers this past week were **significantly lower** than they have been in the past month or so.
- Vehicle thefts have been steadily dropping over the past few weeks. Several key arrests have helped make this trend possible.
- Anti-Crime Team (ACT) has been working hard to prevent morning vehicle thefts; their efforts have resulted in several vehicle recoveries and arrests.
- ACT teams have been actively talking with citizens and have made over 20 arrests since Nov. 17th. ACT seems to be having a positive effect on driving crime rates down.
- PIO DeRuwe's efforts to increase public awareness on this issue have been quite successful as local new outlets have been thoroughly covering vehicle thefts in recent weeks.

Lt. Olson provided an update on our progress with awareness campaigns on vehicle prowling and theft.

- Lt. Olson brought in the clubs SPD could potentially purchase for a reduced price of \$11.
- There is an ongoing problem in trying to secure sponsors and funding so that SPD can purchase the clubs.
 - Lt. Olson has contacted both the State Patrol and Target as potential sponsors, but during these tough economic times, it is increasingly difficult to secure sponsors for this project.
- If purchased, the clubs would then be sold to owners of high-target vehicles, and we are searching for other options if sponsorship cannot be found.
- Our goal in this campaign is to reduce vehicle theft by 50%
- For next week, we hope to have a formalized, comprehensive plan for this project.

Lt. Richards and Lt. Walker provided an update on Club Uno activity.

- Although the Gang Unit has not been down to Club Uno recently, surveillance has been established outside of the club.
- Diamond Parking has insisted that they will put an attendant out on their lot from midnight to 3 a.m., but Lt. Walker has yet to see this happen.



AIM Meeting Wednesday, December 2, 2009

- State Patrol has also been in the downtown area monitoring some of the activity that has been taking place, specifically DUIs.
- Club Uno does have a Good Neighbor Agreement in place, and club employees have been helpful in assisting Patrol officers in their efforts to reduce the violence.
- For now, it is safe to close this issue; however, SPD will continue to monitor Club Uno activity through surveillance.

Crime Analysis provided an update on the usefulness of the DOC supervision list


- The DOC list used to locate offenders has proven to be flawed as offenders are constantly moving in and out of supervision.
- Crime Analysis was, however, able to pick out recognizable names, but again, the usefulness of this information is still questionable.
- In recent years, the DOC has reduced its numbers by around one-third as “low-level” offenders are being released from jail.
- Going forward, we must be aware that the DOC list’s value is limited and that there are more offenders being let back out on the streets than in recent years.

Major Stephens, Captain Winkey, and Sgt. Cummings provided updates on some ongoing SPD investigations.

- A 60 year-old victim of an assault that took place in an alley near Bridge and Nettleton is in critical condition. Two juvenile males were arrested the same day the crime occurred.
- SPD is still working on the deputy-involved county shooting that recently occurred. The suspect is still in critical condition being treated for gunshot wounds.
- A robbery recently took place at Advance America at 4011 N. Market.
 - ADT did not provide the registration numbers for the hold-up alarm.
 - Without the registration number, police dispatcher protocol does not allow for police units to be sent out.
 - Chief Kirkpatrick is currently discussing possible options on changing this protocol.
- [REDACTED] was recently released from jail after being involved in several ATM rips.
 - Since his release, a few more ATM rips have occurred.
 - SPD is working to discover the identity of [REDACTED] accomplice.
 - More charges have been recently placed on [REDACTED].

Crime Analysis provided an update on the recent Shiloh Hills/Nevada-Lidgerwood crime emphasis.

- This emphasis has been a top priority on a daily basis for ACT, which has resulted in a handful of arrests.
- Furthermore, criminal activity in the Shiloh-Hills/Nevada-Lidgerwood area **has been significantly reduced** over the past week.



AIM Meeting Wednesday, December 2, 2009

- An ongoing problem for Crime Analysis is that crime check reports have been taking about 3 to 4 days to be forwarded, making it somewhat difficult to establish daily priority lists. Follow up will be needed as to how this problem can be solved.

Lt. Walker and Lt. Scalise provided an update on recent Anti-Crime Team efforts.

- ACT has been acquiring the equipment necessary for them to be successful—both Nextels and air cards have been obtained. Additionally, the Gang Unit has been helpful by providing access to their Chevy Tahoe.
- ACT has been split into both day and night teams, and Lt. Scalise commended Crime Analysis for their excellent work in establishing focus points and daily targets.
- Carly Cortright indicated that soon, ACT members will have an air card and that she will work with LEIS to create a new ACT/AIM email list and/or web forum to ensure better lines of communication.
- Overall, ACT has **provided successful results in the shape of many arrests and lowered crime rates** over the past week.

Crime Trend Debrief

Crime Analysis informed the group on recent crime trends in the past week.

- There has been above average commercial burglaries over the past week.
- Other than commercial burglaries, there is not much to report as **crime rates over the past week have been low.**
- There has been a **significant decrease in both vehicle prowling and theft**, indicating that the combination of ACT, public awareness bulletins, and patrol emphasis in high-risk sectors have been provided successful results.


Weekly SPD Wrap-Up

Lt. Olson

- STA activity has been picking up over the past week due to decreasing temperatures. After the recent child abuse case, STA surveillance cameras have been more closely monitored.
- There has been increasing drug activity outside the Pizza Pipeline near Shadle Park High School. NROs in the area have been closely monitoring the pizza shop looking for any suspicious activity.

Lt. Richards

- Heroin use/dealing continues to be a problem surrounding the House of Charity. Suppliers and dealers have been targeted, and a drug arrest was made as recently as this morning. Progress is being made towards getting the situation under control.



AIM Meeting Wednesday, December 2, 2009

Lt. Walker

- There was a recent robbery at Divine's on Hamilton involving a suspect armed with a shotgun. Over the past several weeks, robberies have continued to become more violent in nature as suspects continue to utilize guns in order to achieve their goals.

Sgt. Giannetto

- November 21st: Ofc. Denton arrested three suspects for vehicle prowling, malicious mischief, possession of stolen property, and city theft.
- November 22nd: Ofc. Pegram arrested [REDACTED] for a residential burglary that occurred in the [REDACTED] block of west 27th on Nov. 21st.
- November 23rd: Ofc. Erickson and Ofc. Pegram located an occupied stolen Jeep Wrangler driving west on Sprague and arrested [REDACTED] for vehicle theft.
- November 23rd: Ofc. Howe stopped [REDACTED]. The passenger, [REDACTED], had a felony warrant for his arrest. Ofc. Howe recovered several credit cards that [REDACTED] attempted to hide before being arrested. In addition, evidence from a burglary and a purse were also recovered from the vehicle. [REDACTED] was arrested for several counts of possession of stolen property.

NRO Round-Up:

Ofc. Coffman


- Made three arrests for stolen vehicles in Nevada-Lidgerwood
- Several neighbor complaints regarding rowdy Rogers students during lunch and after school.
- Evictions in progress at [REDACTED] N. Florida and [REDACTED] E. Hoffman
- A Code Enforcement complaint was submitted for [REDACTED] E Glass for neighborhood nuisance.

Ofc. Taylor

- Working on [REDACTED] brothers [REDACTED] E Everett), two juveniles who are causing trouble in the neighborhood.
- Working with ACT to do a special on drug sales at the Pizza Pipeline lot at Shadle.

Ofc. Draper

- Monitoring problematic party house at [REDACTED] E 39th.
- Reports of vehicle prowling near 11th and Jefferson. ACT has been working near this area.
- There have been complaints of vehicle prowling at the Madison Inn at 15 W. Rockwood.
- Monitoring Thornton Murphy Park for recent drug activity.



AIM Meeting Wednesday, December 2, 2009

- There has been a noise complaint against Dolce Bar from residents living in the apartments above.

Ofc. Thomas

- Working on a problem house at [REDACTED] N Regal suspected of being used for both drugs and prostitution.

Ofc. Strassenberg

- SIU hit [REDACTED] E 4th for suspected heroin dealings. Surrounding neighbors would like a patrol car presence near the home if at all possible.
- Prostitution has been an issue near [REDACTED] E Olive, and businesses are not happy with the cars going back there at night. It would be helpful if patrol could check this area once or twice at night.
- There have been issues with transients trespassing into homes the DOT has bought along the 2nd avenue corridor between Thor/Freya. If caught, DOT will gladly charge them for trespassing.
- It is suspected that drugs are being sold from [REDACTED] E Marshall.

Ofcs. Redmon & Downing

- Has met with Diamond parking, which has agreed to have a parking attendant from midnight till 3 a.m. in their lot near Club Uno and will provide a cell phone to the attendant to call SPD if trespassers refuse to leave when asked.
- There has been issues with transients and drunks around the Fulcrum Institute on Monroe-Lincoln/3rd. Would be helpful for patrol to monitor this area, especially at night.
- Increasing problems near STA due to cold weather. People are causing problems hanging out Washington Trust Bank, Wall Street South, and under the railroads and alleys.


RECENT ANTI-CRIME TEAM (ACT) EFFORTS:

Wednesday, November 18th 2009

- Patrol emphasis north of Gonzaga in search of stolen vehicles.
- Vehicle prowling emphasis at numerous high risk businesses on East Sprague and NW Blvd.
- Made arrest for possession of marijuana.
- Patrol emphasis in Logan neighborhood led to one arrest in connection to a stolen vehicle

Thursday, November 19th 2009

- Followed up on vehicle theft recovery from 11/18/09 at Shangri La Motel.
- Felony arrest on [REDACTED] arrested for warrants
- Felony arrest on [REDACTED] for PCS-Meth
- Two other warrant arrests and one misdemeanor arrest.



AIM Meeting Wednesday, December 2, 2009

- Several traffic/bike stops and infractions
- Observation emphasis on Cannon Hill and Oz Fitness on 7800 N Monroe

Friday, November 20th 2009

- Emphasis on traffic stops and infractions
- Arrested [REDACTED] for his 4 warrants (assault and burglary charges)
- Two misdemeanor arrests
- One felony PCS-Meth arrest
- Observed Oz Fitness on 7800 N Morton
- Tipped to [REDACTED] E. Sanson on possible suspects and stolen vehicles.
- Burglary emphasis in the Cedar Apartments, Shiloh Hills, and Hillyard areas.

Monday, November 23rd 2009

- Vehicle prowling emphasis near Heroy and Francis
- Instance of malicious mischief in Cannon Park area
- Stolen vehicle recovery emphasis on the north end of Gonzaga University.

Tuesday, November 24th 2009


- Vehicle prowling emphasis at Oz Fitness North parking lot.
- Conducted surveillance on what appeared to be a drug deal at the Lilac Lanes parking lot.
- Monitored Broadway Foods store.
- Conducted surveillance at Club Uno and observed several cases of over service in addition to several fights outside the club.
- Investigated a fight/assault at the Raw restaurant on 1st and Howard.
- Arrested one suspect in possession of 30 shaved keys, numerous burglar tools and vehicle theft tools.

Wednesday, November 25th 2009

- Observation emphasis on Cannon Hill and Sunset area
- Responded to suspicious vehicle at Zips on Monroe
- PC for [REDACTED] for vehicle prowling and theft
- Responded to vehicle prowling at REI on 1125 N. Monroe.
- Vehicle prowling emphasis at Oz Fitness parking lot.
- Proactive patrols through West Central, downtown bars, and E. Sprague.
- Arrested suspect for possession of stolen vehicle at [REDACTED] E Columbia.

Thursday, November 26th 2009

- Responded to Monroe Street jumper
- Felony arrest on [REDACTED] for 1st degree armed robbery warrant.
- Vehicle prowling emphasis on in Sunset and Cannon Hill area
- Responded to vehicle prowling suspects at [REDACTED] W. Everett



AIM Meeting Wednesday, December 2, 2009

- Vehicle prowling emphasis in Shadle Park
- Patrolled north end of Gonzaga for dumped stolen vehicles

Friday, November 27th 2009

- Parking lot vehicle prowling emphasis at local businesses
- Arrested two suspects for drug possession
- Assisted County with a robbery at Hico on Newport Highway

Saturday, November 28th 2009

- Observation emphasis at Bridgeport and Northpointe/Downtown area
- PC identified for [REDACTED] for three counts of 2nd Degree Assault/Domestic Violence
- Responded to a domestic violence incident at Walmart
- Arrested vehicle prowler at Applebee's

Tuesday, December 1st, 2009

- Robbery at 1900 N. Hamilton Divine's. Received good suspect and vehicle description.
- Worked heroin deals occurring at 711 on 2nd and Division.


OTHER NOTABLE SPD EFFORTS WEEK NOV 19- DEC 2:

November 20th, 2009: **Child Assault Suspect Arrested**

- An anonymous Crimestopper tip helped SPD track down the female responsible for the assault on a 3 year old boy on Wednesday, November 18th.
- Officers Downing and Redmon followed up on the tip which led them to an apartment on [REDACTED] N. Lincoln.
- The suspect and her three young children were being hidden by the suspect's sister.
- [REDACTED] was arrested and booked into the Spokane County Jail for 2nd Degree Assault of a Child-DV.
- [REDACTED] sister, [REDACTED] was arrested and booked into the Spokane County Jail for 2nd Degree Rendering Criminal Assistance.

November 21st, 2009: **Stolen Vehicle Pursuit in North Spokane**

- Officers Ames and Yinger spotted a stolen Dodge Caravan near Cook St. and Empire Ave. around 9:50 p.m.
- The suspect fled from an attempted traffic stop, and a pursuit of the vehicle ensued.
- The suspect intentionally navigated into oncoming traffic showing no regard for public safety.
- Officers initiated a Pursuit Immobilization Technique (PIT) to both end the pursuit and reduce the risk to public safety.



AIM Meeting Wednesday, December 2, 2009

- [REDACTED] was arrested when the vehicle came to a stop and booked on three counts of 1st Degree Assault, Possession of a Stolen Motor Vehicle, and Attempt to Elude.

November 25th, 2009: **Man Arrested for Credit Union Burglary**

- At 1:50 a.m., SPD patrol officers responded to a burglary alarm at the Primesource Credit Union at 428 East 3rd Ave.
- Witnesses at the scene observed a male jumping out of a window and provided a physical description.
- Washington State Patrol Trooper Spencer was in the area and located the suspect, [REDACTED], at 5th and Garfield.
- Surveillance video from inside the bank confirmed that [REDACTED] was present at the time of the burglary.
- Porambo was arrested for 2nd Degree Burglary and was booked into jail. It does not appear that anything was taken from inside the credit union.

November 26th, 2009: [REDACTED] **Arrested**

- Around 1:30 p.m., [REDACTED] was arrested for 1st Degree Robbery issued for his participation in the Zip Trip robbery in September.
- He is being held at Spokane County Jail on a \$35,000 bond.
- All three suspects for this robbery are now in custody.

November 29th, 2009: **2 Arrested in Alley Assault**

- SPD responded to a report of a fight in an alley near Bridge and Nettleton Streets where a 60 year-old man was lying unconscious in a pool of blood.
- Major Crimes Detectives and members of the Gang Enforcement Team arrested two males in regards to the assault.
- The two males, both 17 years old, were arrested and booked into Spokane County Juvenile Detention for 1st degree Assault.


Action Plan – For Wednesday, December 9th, 2009

Vehicle Theft Update (Crime Analysis will take lead)

- Have theft rates continued to decline?

Awareness Campaigns (Lt. Olson will take lead)

- What progress have we made in identifying possible fundraising methods to purchase clubs?
- Status of Mike Lavelle productions?



AIM Meeting Wednesday, December 2, 2009

Vehicle Theft Reduction Project

- What is our formal plan for the vehicle theft reduction project?

Follow up on several on-going investigative cases (Maj. Stephens will serve as point)

- Commercial robberies (coffee stand, restaurants)
 - Any updates? Any new information from Crime Analysis? Have there been any further arrests?
- ATM Rips
 - Any update on investigations?

ACT → NE Emphasis (Capt. Braun will take lead)

- What proactive measures have we continued to take regarding crime in this area?
- Update on ACT's activities.
 - Web forum possibilities?

Crime Check reports (Captain Winkey will take lead)

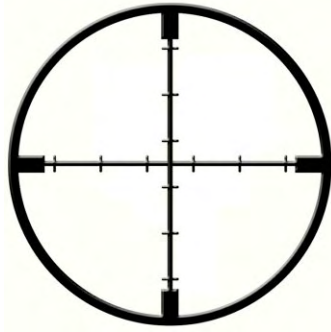
- Why this there a delay in the reports and what can be done to speed up this process?

Lewis & Clark Open Campus issues (Lt. Scalise will serve as point)

- Any updates?

Crime Free Multi Housing (David Lund will take lead)

- Update on research for making CFMH mandatory.



AIM

Spokane Police Department
Accountability Information Management

Personnel Management

I.A. Reports
Unit Staffing and In-Field Time



SERVICE PRIDE DEDICATION



Spokane Police Department Accountability Information Management

I.A. Reports



SERVICE PRIDE DEDICATION



Internal Affairs

	Current Month	Same Month Previous Year	Year To Date	Previous Year Year to Date
Citizen Complaints	1		32	
Internal Complaints	0		8	
Use of Force Application Total	4		39	
Taser	1		9	
LV Neck Restraint	1		13	
K9 Application with Injury	0		13	
Total On-Duty Collisions	1		16	
Legal Intervention	0		1	
Preventable	0		5	
Non-Preventable	1		4	
Cases Closed	6		42	
Proper Conduct Dispositions	3		33	
Unfounded Complainant	2		18	
Improper Conduct Disposition	5		15	
Termination/Resignation	0		0	
Suspension	0		2	
Letter of Reprimand	2		7	
Counseling	1		3	
Training/Policy Failures	0		2	
Changed to Inquiry	0		2	
Insufficient Evidence	0		5	
Commedations	9		80	

Spokane Police Department Accountability Information Management

Unit Staffing and In-Field Time

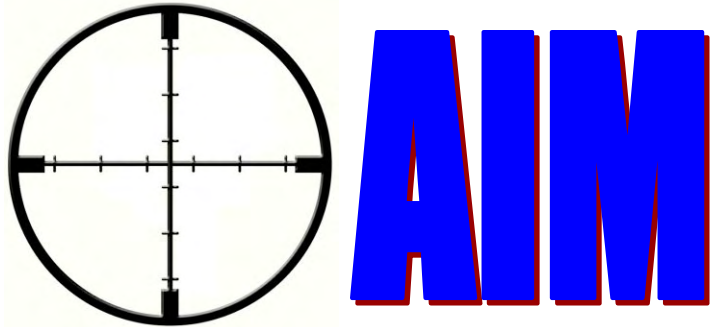


SERVICE PRIDE DEDICATION



**Spokane Police Department
Sick Time Usage**

	November 2009			2009 Total		
	Sick Time	Average per Group	Reason for High Usage	Sick Time	Average per Group	Difference from Dept. Average
Lt. Arleth						
TEAM2	186.06	16.9	FMLA	1136.69	103.3	3.1
TEAM4	59.35	5.9		1072.19	107.2	7.0
TEAM6	97.61	9.8		1137.8	113.8	13.5
TEAM8	143.64	13.1		2608.07	237.1	136.9
Lt. Scalise						
TEAM1	160.1	14.6		2299.2	209.0	108.8
TEAM3	196.09	19.6	L&I	1302.64	130.3	30.0
TEAM5	33.51	3.7		889.31	98.8	-1.4
TEAM7	88.19	9.8		784.08	87.1	-13.1
Lt. Drollinger						
TEAM10	85.36	8.5		874.02	87.4	-12.8
TEAM12	77.69	7.8		1065.26	106.5	6.3
TEAM14	10.67	1.0		997.65	90.7	-9.5
TEAM16	128.04	11.6		1108.69	100.8	0.6
Traffic	208.5	12.3		1766.74	103.9	3.7
Lt. Walker						
K9	0	0.0		138.93	17.4	-82.9
TEAM9	59.85	5.4		1676.42	152.4	52.2
TEAM11	202.73	22.5	FMLA	958.01	106.4	6.2
TEAM13	58.68	5.9		1136.41	113.6	13.4
TEAM15	53.35	4.9		1291.46	117.4	17.2
Lt. McGovern						
MAJCR	154	10.3		949.5	63.3	-36.9
SAU	111	8.5		1131.5	87.0	-13.2
Lt. Mullennix						
NIRO/DV	151.87	5.4		2618.12	93.5	-6.7
Property Room	62	8.9		759.75	108.5	8.3
Lt. Richards						
CIU	50	12.5		491.5	122.9	22.6
GET	31.5	3.9		683.5	85.4	-14.8
SIU/RDTF	37.67	2.4		1049.92	65.6	-34.6
Lt. Carl						
Academy	26.45	3.8		867.45	123.9	23.7
Lt. Olson						
Community/Vol. Services	48.75	9.8		588.25	117.7	17.4
A.Auto/Patrol Admin/Fleet	24.25	4.0		350.75	58.5	-41.8
NRO	176.16	22.0	FMLA	1402.99	175.4	75.1
Theresa Giannetto						
RCRD1	49	4.1		738.95	61.6	-38.7
RCRD2	121.54	6.8		1541.14	85.6	-14.6
RCRD3	145.7	18.2	FMLA	508.6	63.6	-36.7
David Lund, MA						
Planning	49	12.3		162	40.5	-59.7
Ryan Shaw						
Crime Analysis	36	9.0		397.55	99.4	-0.9
Marisa Kurtz						
RADIO1	82.75	8.3		709.25	70.9	-29.3
RADIO2	69.5	6.3		539	49.0	-51.2
Admin						
Admin Services	124	11.3	FMLA	1232.58	112.1	11.8
ADMIN/IA/PIO	32.5	3.0		628.5	57.1	-43.1
Department Totals	3433.06	8.7		39594.37	100.2	



Spokane Police Department
Accountability Information Management

Budget Oversight

Overtime Bank
Department Spending



SERVICE PRIDE DEDICATION



Spokane Police Department
Accountability Information Management

Overtime Bank



SERVICE PRIDE DEDICATION



Spokane Police Department
Overtime Usage Bank
November 2009

	Overtime Bank	OT Hours Used	OT Hours Left	% Used	On-Call Bank	On-Call Hours Used	On-Call Hours Left	% Used
Lt. Arleth								
Bomb/EDU Breaching	550	415.5	134.5	76%	0			
TEAM2	445	121.1	323.9	27%	0			
TEAM4	445	175.8	269.2	40%	0			
TEAM6	445	201.8	243.2	45%	0			
TEAM8	445	120.1	324.9	27%	0			
Lt. Scalise								
SWAT	1800	795.1	1004.9	44%	0			
TEAM1	445	135.2	309.8	30%	0			
TEAM3	445	88.0	357.0	20%	0			
TEAM5	445	77.1	367.9	17%	0			
TEAM7	445	165.5	279.5	37%	0			
Lt. Drollinger								
TEAM10	445	224.4	220.6	50%	0			
TEAM12	445	224.5	220.5	50%	0			
TEAM14	445	212.5	232.5	48%	0			
TEAM16	445	152.7	292.3	34%	0			
Traffic	400	364.7	35.3	91%	325	340	-15	105%
Lt. Walker								
K9	100	161.4	-61.4	161%	0			
<i>K9 requested extra hours as they projected they would go over their bank for the year. The request was granted; for bookkeeping purposes, their bank will show a negative amount and at year's end, the total overage will be deducted from the Emergency Bank.</i>								
TEAM9	445	263.4	181.6	59%	0			
TEAM11	445	134.4	310.6	30%	0			
TEAM13	445	275.0	170.0	62%	0			
TEAM15	445	136.2	308.8	31%	0			
Lt. McGovern								
MAJCR	1350	1002.4	347.6	74%	550	936	-386	170%
SAU	175	123.1	51.9	70%	400	601	-201	150%
TAC	250	137.8	112.3	55%	0			
Lt. Mullennix								
NIRO/DV/Admin	275	143.7	131.3	52%				
Property Room	40	29.5	10.5	74%	0			
Lt. Richards								
CIU	100	39.5	60.5	40%	0			
Dignitary	280	71.1	208.9	25%	0			
Gang	1255	58.5	1196.5	5%	0			
Honor Guard	140	75.1	64.9	54%	0			
SIU	800	88.8	711.2	11%	0			
Lt. Carl								
Academy	450	269.4	180.6	60%	0			
Hostage	280	76.4	203.6	27%	0			
Lt. Meidl								
CIT	120	4.0	116	0	0			

Spokane Police Department
Overtime Usage Bank
November 2009

	Overtime Bank	OT Hours Used	OT Hours Left	% Used	On-Call Bank	On-Call Hours Used	On-Call Hours Left	% Used
Lt. Olson								
Community Services	60	59.5	0.5	99%	0			
Special Events	2900	3602.8	-702.8	124%	0			
	<i>Special Events requested extra hours as they projected they would go over their bank for the year. The request was granted; for bookkeeping purposes, their bank will show a negative amount once they exceed their allocated amount. At year's end, the total overage will be deducted from the Emergency Bank.</i>							
Volunteer Services	40	48.8	-8.8	122%	0			
	<i>Volunteer Services requested more hours so they could conduct a Co-Op Academy, whose volunteer hours assist in reducing overtime in other areas of the department. The request was granted; for bookkeeping purposes, their bank will show a negative amount. At year's end, the total overage will be deducted from the Emergency Bank.</i>							
NRO	80	45.9	34.1	57%				
Abandoned Auto	0		0.0		0			
Patrol Administration	10	4.5	5.5	45%	0			
Fleet	40	45.3	-5.3	113%	0			
Theresa Giannetto								
RCRD1	400	200.4	199.6	50%	0			
RCRD2	400	150.2	249.8	38%	0			
RCRD3	400	126.4	273.6	32%	0			
Ryan Shaw								
Crime Analysis	0		0.0	0%	0			
Marisa Kurtz								
RADIO1	1400	1430.0	-30.0	102%	1600	1340	260	84%
RADIO2	1400	1059.0	341.0	76%	1600	1316	284	82%
Admin								
ADMIN	285	241.4	43.6	85%	0			
PIO	150	50.2	99.8	33%	0			
Downtown Bike	960	832.7	127.3	87%	0			
Grants (All)	0	2285.4						
Reimbursed (w/o S.E.)	0	2031.1						
LEIS	0				0			

Emergency Bank	Bank	Used	Remaining
Bank Usage	9600		9600

On-Call used to be rolled into the overtime budget line; effective mid-2009, it is now its own budget line. As such, Traffic, MCU, and SAU are all being allowed to rollover their bank hours since they have enough budgeted in this new budget line.

Spokane Police Department Accountability Information Management

Department Spending



SERVICE PRIDE DEDICATION



**Estimated SPD 2009 Ending Balance
as of November 30, 2009**

	Budget	YTD Expenditures	Encumbrances	Estimate to Year End	Ending Balance	Percent Used	
Salaries/Wages	28,039,971	23,778,401		3,250,000	1,011,570	85%	
Non Commission OT	243,200	214,986		35,000	(6,786)	88%	
Commission OT	1,187,952	1,066,870		160,000	(38,918)	90%	
Deferred Comp	1,188,178	1,147,471		160,000	(119,293)	97%	
Misc Add-to-pays	1,372,260	1,119,029		160,000	93,231	82%	
Termination Payouts	0	185,937		50,000	(235,937)	#DIV/0!	
Benefits (med/dent/life)	7,816,241	6,599,559		710,000	506,682	84%	
M&O (supplies/services)	2,672,567	1,761,077	523,944	375,000	12,546	85%	
IG Services	1,820,086	482,342	87,742	1,250,000	2	31%	
Capital	1,316,951	588,885	719,356	8,710	0	99%	
IF Services	4,680,432	4,027,543	0	900,000	(247,111)	86%	**
Operating Transfers Out	1,076,624	760,740		315,884	(0)	71%	
Contra Account	(1,000,000)				(1,000,000)		
Ending Balance	50,414,462	41,732,841	1,331,042	7,374,594	(24,015)	85%	

** Assumes using full vehicle replacement budget; vehicle repair/maintenance expenses will exceed budget by ~\$300,000; fuel expenses will be under budget by ~\$75,000.

**Spokane Police Department
Expenditure Trend Rpt YTD Actuals**

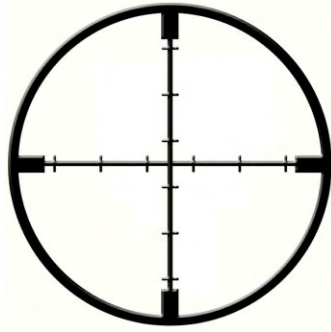
ACCT NO.	DESCRIPTION	Budget \$	Enc	YTD 2,009.00	Balance	% of 2009 w/o enc	% of 2009 w/ enc
November = 92% of the year							
LAW ENFORCEMENT ADMINISTRATION							
0680	21100 53000	\$ 36,141.00	\$ (1,407.36)	\$ 15,752.08	\$ 21,796.28	43.6%	45.4%
0680	21100 54000	\$ 195,555.00	\$ 29,886.27	\$ 143,580.65	\$ 22,088.08	73.4%	63.7%
INVESTIGATIONS/NIRO							
0680	21211 53000	\$ 7,550.00	\$ -	\$ 5,680.84	\$ 1,869.16	75.2%	75.2%
0680	21211 54000	\$ 14,712.00	\$ 70.66	\$ 6,998.76	\$ 7,642.58	47.6%	47.3%
MAJOR CRIMES							
0680	21212 53000	\$ 7,647.00	\$ 93.69	\$ 9,838.70	\$ (2,285.39)	128.7%	127.1%
0680	21212 54000	\$ 30,870.00	\$ -	\$ 31,248.94	\$ (378.94)	101.2%	101.2%
CIU							
0680	21213 53000	\$ 3,300.00	\$ -	\$ 1,872.11	\$ 1,427.89	56.7%	56.7%
0680	21213 54000	\$ 11,772.00	\$ -	\$ 10,876.75	\$ 895.25	92.4%	92.4%
CRIME ANALYSIS							
0680	21215 53000	\$ 7,942.00	\$ (0.01)	\$ 2,456.12	\$ 5,485.89	30.9%	30.9%
0680	21215 54000	\$ 2,235.00	\$ -	\$ 1,715.01	\$ 519.99	76.7%	76.7%
PATROL							
0680	21221 53000	\$ 39,698.00	\$ (120.41)	\$ 35,752.89	\$ 4,065.52	90.1%	90.3%
0680	21221 54000	\$ 46,366.00	\$ 1,829.46	\$ 38,296.67	\$ 6,239.87	82.6%	79.5%
K-9							
0680	21222 53000	\$ 9,146.00	\$ -	\$ 7,069.15	\$ 2,076.85	77.3%	77.3%
0680	21222 54000	\$ 11,950.00	\$ -	\$ 9,677.43	\$ 2,272.57	81.0%	81.0%
C.O.P.S.							
0680	21223 53000	\$ 400.00	\$ -	\$ 225.13	\$ 174.87	56.3%	56.3%
0680	21223 54000	\$ 382,278.00	\$ 75,999.10	\$ 273,883.18	\$ 32,395.72	71.6%	59.8%
TRAFFIC							
0680	21224 53000	\$ 45,666.00	\$ -	\$ 8,824.86	\$ 36,841.14	19.3%	19.3%
0680	21224 54000	\$ 18,243.00	\$ (59.86)	\$ 12,166.57	\$ 6,136.29	66.7%	66.9%
EXTRA DUTY EMPLOYMENT							
0680	21225 54000	\$ 37,917.00	\$ 5,833.30	\$ 32,108.56	\$ (24.86)	84.7%	73.4%

**Spokane Police Department
Expenditure Trend Rpt YTD Actuals**

ACCT NO.	DESCRIPTION	Budget \$	Enc	YTD 2,009.00	Balance	% of 2009 w/o enc	% of 2009 w/ enc
November = 92% of the year							
SIU							
0680 21231 53000	SUPPLIES	\$ 9,750.00	\$ -	\$ 8,457.33	\$ 1,292.67	86.7%	86.7%
0680 21231 54000	OTHER SERVICES & CHARGES	\$ 19,955.00	\$ 2,851.27	\$ 11,454.69	\$ 5,649.04	57.4%	50.2%
CRITICAL INCIDENT MANAGEMENT							
0680 21232 53000	SUPPLIES		\$ -	\$ -	\$ -	0.0%	0.0%
0680 21232 54000	OTHER SERVICES & CHARGES		\$ 42.57	\$ -	\$ (42.57)	0.0%	0.0%
TAC TEAM							
0680 21233 53000	SUPPLIES	\$ 14,479.00	\$ 3,395.13	\$ 9,980.63	\$ 1,103.24	68.9%	55.8%
0680 21233 54000	OTHER SERVICES & CHARGES	\$ 2,321.00	\$ -	\$ 2,591.16	\$ (270.16)	111.6%	111.6%
INNOVATIVE STRATEGIES							
0680 21234 53000	SUPPLIES	\$ -					
0680 21234 54000	OTHER SERVICES & CHARGES	\$ -					
EXPLOSIVE DISPOSAL UNIT							
0680 21235 53000	SUPPLIES	\$ 18,842.00	\$ -	\$ 9,152.43	\$ 9,689.57	48.6%	48.6%
0680 21235 54000	OTHER SERVICES & CHARGES	\$ 15,329.00	\$ -	\$ 11,359.68	\$ 3,969.32	74.1%	74.1%
GANG ENFORCEMENT TEAM							
0680 21236 53000	SUPPLIES	\$ 7,451.00	\$ -	\$ 3,418.85	\$ 4,032.15	45.9%	45.9%
0680 21236 54000	OTHER SERVICES & CHARGES	\$ 51,097.00	\$ 5,324.25	\$ 39,397.89	\$ 6,374.86	0.0%	0.0%
SWAT							
0680 21237 53000	SUPPLIES	\$ 19,699.00	\$ -	\$ 21,740.99	\$ (2,041.99)	110.4%	110.4%
0680 21237 54000	OTHER SERVICES & CHARGES	\$ 15,332.00	\$ -	\$ 5,915.46	\$ 9,416.54	38.6%	38.6%
HOSTAGE							
0680 21238 53000	SUPPLIES	\$ 3,200.00		\$ 1,173.41	\$ 2,026.59	36.7%	36.7%
0680 21238 54000	OTHER SERVICES & CHARGES	\$ 5,300.00	\$ -	\$ 1,385.82	\$ 3,914.18	26.1%	26.1%
AT RISK YOUTH							
0680 21310 54000	OTHER SERVICES & CHARGES			\$ -	\$ -	0.0%	0.0%
DOMESTIC VIOLENCE							
0680 21320 53000	SUPPLIES	\$ 6,373.00	\$ -	\$ 4,362.92	\$ 2,010.08	68.5%	68.5%
0680 21320 54000	OTHER SERVICES & CHARGES	\$ 90,980.00	\$ 1,512.11	\$ 81,718.09	\$ 7,749.80	89.8%	88.4%

**Spokane Police Department
Expenditure Trend Rpt YTD Actuals**

ACCT NO.	DESCRIPTION	Budget \$	Enc	YTD 2,009.00	Balance	% of 2009 w/o enc	% of 2009 w/ enc
November = 92% of the year							
VOLUNTEER SERVICES							
0680 21330 53000	SUPPLIES	\$ 8,850.00	\$ (4.62)	\$ 1,244.26	\$ 7,610.36	14.1%	14.1%
0680 21330 54000	OTHER SERVICES & CHARGES	\$ 45,609.00	\$ -	\$ 29,778.57	\$ 15,830.43	65.3%	65.3%
COMMUNITY RELATIONS							
0680 21340 54000	OTHER SERVICES & CHARGES			\$ 80.73	\$ (80.73)	0.0%	0.0%
PLANNING UNIT							
0680 21360 53000	SUPPLIES	\$ 4,050.00	\$ 470.98	\$ 2,498.33	\$ 1,080.69	61.7%	55.3%
0680 21360 54000	OTHER SERVICES & CHARGES	\$ 6,047.00	\$ -	\$ 2,258.21	\$ 3,788.79	37.3%	37.3%
TRAINING							
0680 21400 53000	SUPPLIES	\$ 184,014.00	\$ 89,701.95	\$ 84,354.73	\$ 9,957.32	45.8%	30.8%
0680 21400 54000	OTHER SERVICES & CHARGES	\$ 141,583.00	\$ 5,947.57	\$ 85,719.82	\$ 49,915.61	60.5%	58.1%
PROPERTY ROOM							
0680 21910 53000	SUPPLIES	\$ 9,495.00		\$ 6,746.92	\$ 2,748.08	71.1%	71.1%
0680 21910 54000	OTHER SERVICES & CHARGES	\$ 6,235.00	\$ 207.55	\$ 5,725.61	\$ 301.84	91.8%	88.9%
PROTECTION SERVICES							
0680 21920 53000	SUPPLIES	\$ 326,982.00	\$ 128,965.22	\$ 187,552.42	\$ 10,464.36	57.4%	41.1%
0680 21920 54000	OTHER SERVICES & CHARGES	\$ 571,438.00	\$ 129,768.57	\$ 403,490.16	\$ 38,179.27	70.6%	57.5%
POLICE RECORDS							
0680 21930 53000	SUPPLIES	\$ 27,947.00	\$ 145.52	\$ 15,749.08	\$ 12,052.40	56.4%	56.1%
0680 21930 54000	OTHER SERVICES & CHARGES	\$ 98,137.00	\$ 51,063.86	\$ 36,567.29	\$ 10,505.85	37.3%	24.5%
COMMUNICATIONS ADMINISTRATION							
0680 28100 53000	SUPPLIES	\$ 21,944.00	\$ -	\$ 18,566.92	\$ 3,377.08	84.6%	84.6%
0680 28100 54000	OTHER SERVICES & CHARGES	\$ 30,740.00	\$ 3,568.39	\$ 20,609.92	\$ 6,561.69	67.0%	60.1%
POLICE		\$ 2,672,567.00	\$ 535,085.16	\$ 1,761,076.72	\$ 376,405.12	65.9%	54.9%



AIM

Spokane Police Department
Accountability Information Management

E.L.I. Team Reports



SERVICE PRIDE DEDICATION



No E.L.I. Reports Available This Month

Spokane Police Department

Accountability Information Management

This monthly report is produced by the Operations Analysis & Planning Unit of the Spokane Police Department. Any questions or comments should be directed to Carly Cortright, 1100 W. Mallon Ave, Spokane, WA 99260 or ccortright@spokanepolice.org.



Disclaimer

The Records Unit and Property and Evidence Unit of the Spokane Police Department provide service to outside agencies as part of their core job responsibilities. As such, their performance measures should not be viewed as pertaining to activity occurring solely within City of Spokane limits.

Various methods of reporting are used to compile the performance measures in this report. Reporting is based on known data at the time of publication; data may be subject to change if additional information becomes available.

SERVICE PRIDE DEDICATION