


**Spokane Police Department**  
**Accountability Information Management**

Monthly Report  
For  
**October 2009**



**SERVICE PRIDE DEDICATION**





**Spokane Police Department**  
**Accountability Information Management**

**Contents:**

**Monthly Performance Metrics & Analysis**

Department Business Practices & Statistical Analysis  
Unit Metrics

**Crime and Neighborhood Issues**

Weekly Crime Trends  
Department Response

**Personnel Management**

I.A. Reports  
Unit Staffing and In-Field Time

**Budget Oversight**


Overtime Bank  
Department Spending

**E.L.I. Team Reports**



**SERVICE PRIDE DEDICATION**





**Spokane Police Department**  
**Accountability Information Management**

**Monthly Performance Metrics & Analysis**

Department Business Practices &  
Statistical Analysis  
Unit Metrics



**SERVICE PRIDE DEDICATION**



# Spokane Police Department Accountability Information Management

Department Business Practices &  
Statistical Analysis



SERVICE PRIDE DEDICATION

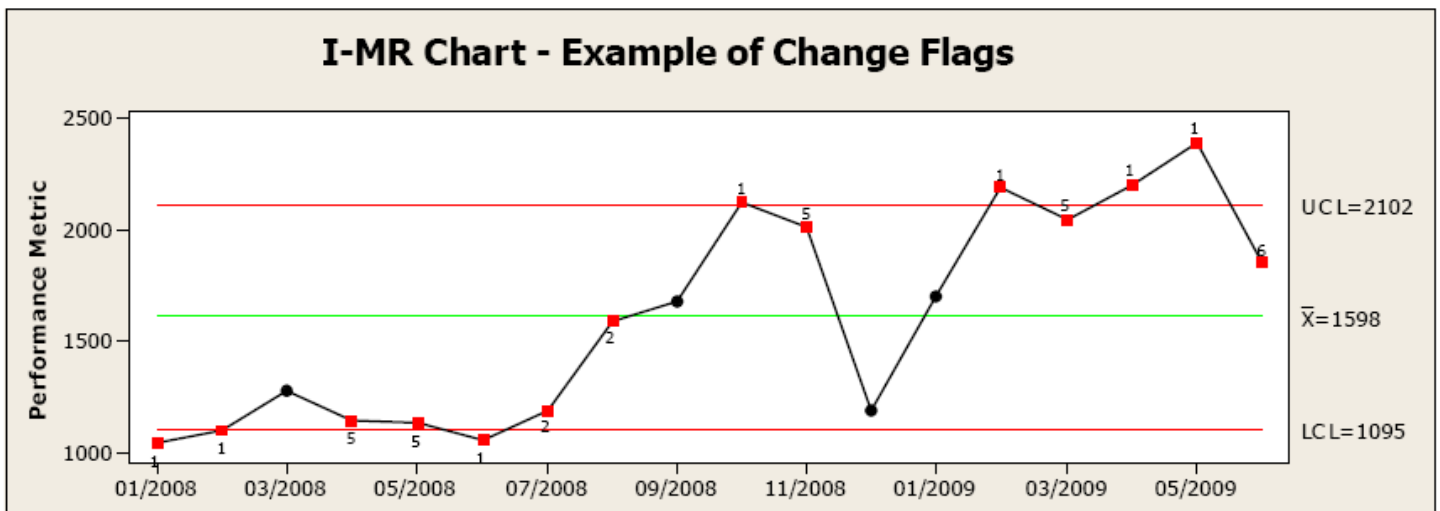


# AIM Statistical Analysis for October 2009

Every month, the performance metrics for the various units of SPD will be analyzed to determine if there has been any statistical change in performance. This analysis will be conducted using software<sup>1</sup>; if a unit's metrics show no change, it will simply be noted there was no change. However, if a change was noted, the graph will be attached along with a brief description of the metric in question. If a reason for the change is known, it will be noted. If the reason for change is unknown, further follow-up will be needed; results of that follow-up will be published the following month.

## Analysis Interpretation

The statistical software uses graphs to indicate when a statistical change has occurred. It flags that change with a red box and a corresponding number. Please use the following graph as reference for a translation of the various numbers and what they mean.



The green line indicates the average over the time frame displayed for the data set being measured. The two red lines represent three standard deviations both below and above the average. It is normal to have fluctuation over time; in general, a single data point within three standard deviations would be considered normal change (unless otherwise indicated).

Please reference the following for an explanation of what the different numbered flags represent:

1. One data point over three standard deviations from the average;
2. Seven data points in a row on one side of average (over or under);
3. Six data points in a row, either increasing or decreasing;
4. Fourteen data points, alternating up and down;
5. Two out of three data points in a row are above/below two standard deviations from average;
6. Four out of five data points in a row are above/below one standard deviation from average;
7. Fifteen data points in a row within one standard deviation from average;
8. Eight data points in a row above/below one standard deviation from average.

<sup>1</sup> Minitab

# AIM Statistical Analysis for October 2009

## Operations Bureau

### **Abandoned Auto**

No change in performance metrics, except for *Hotline Tips*. See next paragraph for further explanation.

The August AIM report indicated some change in the *Hotline Tips* performance metric. There was no known reason for these changes at the time; Operations Analysis agreed to conduct further follow-up. This research is still in process, however, additional information revealed a problem with the phone system used to log the tips may have caused this metric to dip as the phone calls were not being logged. Furthermore, in an effort to be as accurate as possible, the Abandoned Auto unit has decided to change the way they track the Hotline Tips and will now be including complaints from the City of Spokane Street Department as well. As such, the past two months have shown increases from average for the number of tips reported. Since this is a change in business practice, we will reset this metric and only analyze the data from September 2009 forward.

### **Community & Volunteer Services**

No change in performance metrics.

No follow-up from prior month.

### **Dignitary Protection**

No change in performance metrics.

No follow-up from prior month.

### **Downtown Bike Patrol**

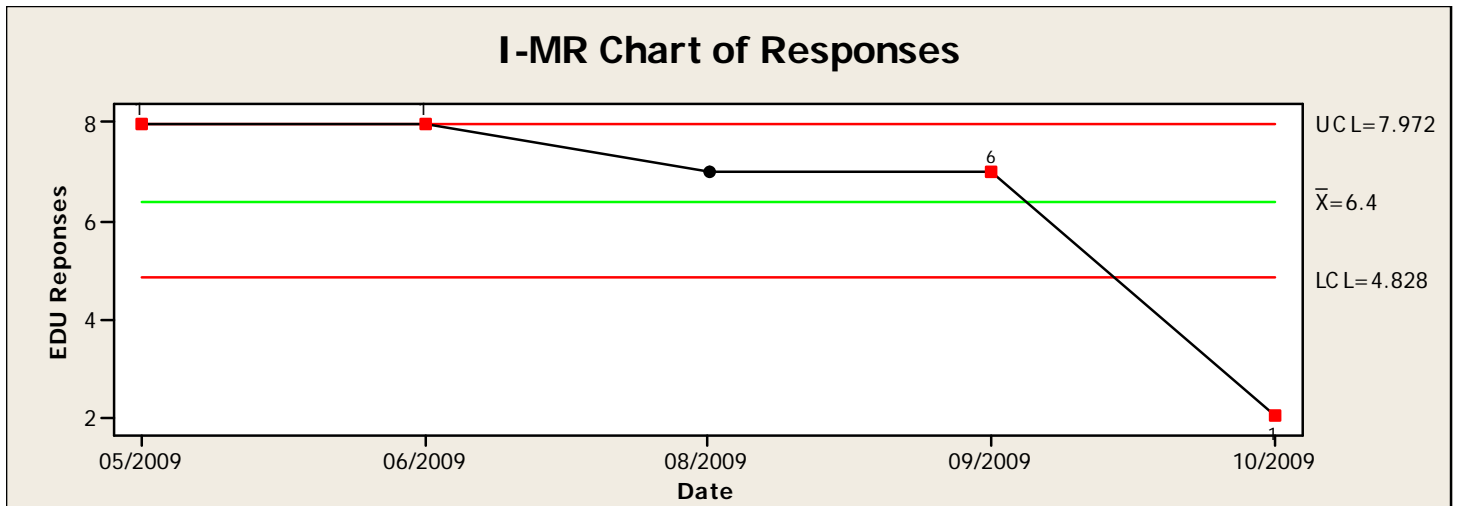
No change in performance metrics – Downtown Bike Patrol program is suspended for winter.

Follow-up from September 2009 on *Felony Arrests* revealed no known reason for above average data in May 2009. Most likely, the limited historical data set impacted the statistical analysis. Further follow-up is not warranted at this time.

### **Explosive Disposal Unit**

EDU had a change in the *Responses* performance metric, as shown on graph on following page. The October 2009 data was three standard deviations below normal, and based on the limited historical data set, this change set-off flags for the other months as well. Please note there is no July 2009 data; due to staffing issues, EDU was unable to compile stats for that month. However, since the October 2009 data does appear to be substantially below average, further explanation is needed.

## AIM Statistical Analysis for October 2009



No follow-up from prior month; follow-up is needed on Responses.

### Fleet

No change in performance metrics; however, the performance metrics have been changed for Fleet to be more comprehensive. As such, further analysis cannot be conducted until 2010 when enough data has been captured to analyze.

The September 2009 report discovered the May 2009 data set for *Fuel* was significantly below average. Further follow-up revealed that when the data was reported, it was known to not be accurate. The system used to track fuel consumption does have a few flaws and therefore, tracking fuel consumption is not one hundred percent accurate. Though May is significantly under-reported, at this time, we cannot correct the data.

### Hostage Negotiation Team

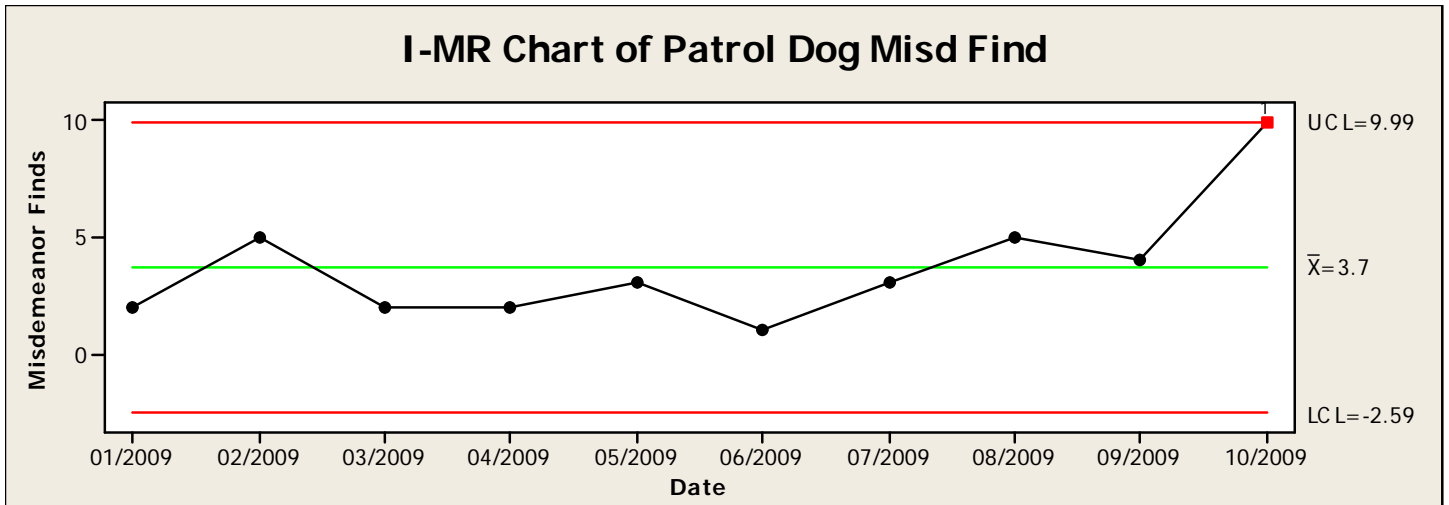
No change in performance metrics.

No follow-up from prior month.

### K9

Based on the prior months' reports on the K9 unit and how the turn-over and training of several new dogs impacted the unit's performance metrics in 2009, analysis was conducted on January through October 2009 only (prior reports used data beginning in January 2008). This data range still provided enough data for analysis while providing a more accurate data set for comparison purposes. This analysis revealed only one performance metric with a statistical change: *Patrol Dog Misdemeanor Finds* (see following page for graph). The October 2009 data was three standard deviations above average. The reason for this increase is unknown; further explanation is needed.

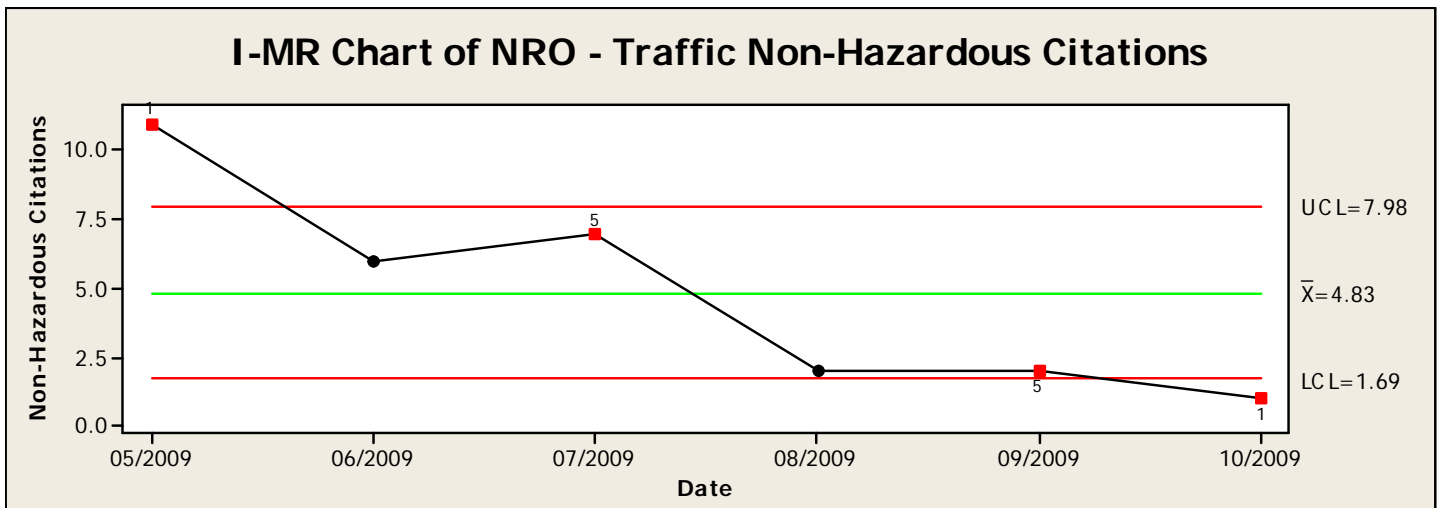
## AIM Statistical Analysis for October 2009



No follow-up from prior month; follow-up is needed on Patrol Dog Misdemeanor Finds.

### Neighborhood Resource Officer

The *Traffic Non-Hazardous Citations* performance metric displays several flags for statistical anomalies, including a flag for October 2009 being three standard deviations below average. This decrease over the last three months can be attributed to short staffing in the NRO unit due to FMLA and injury leave. It is also worth noting traffic stops are not the primary responsibility of NROS; therefore, further explanation is not warranted.



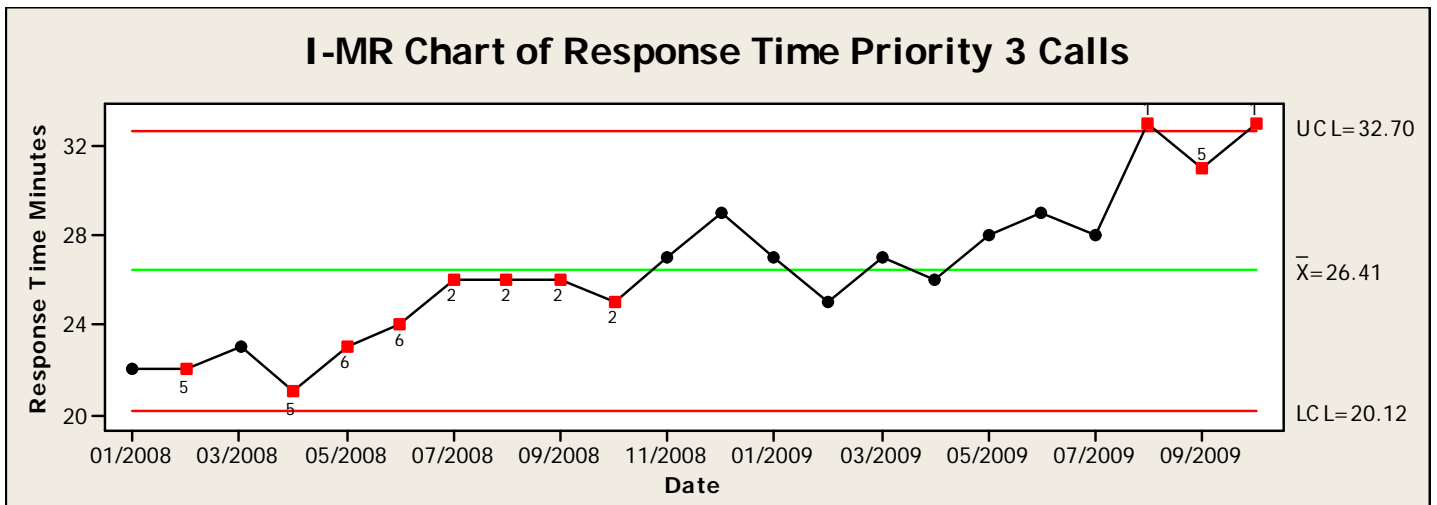
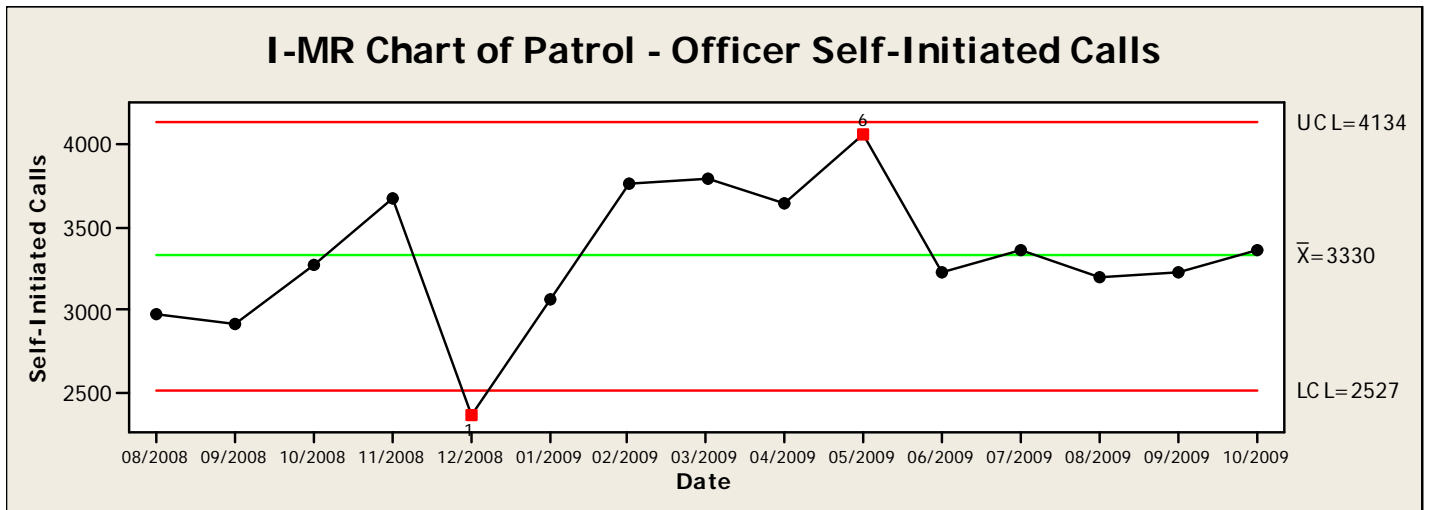
No follow-up from prior month.

### Patrol

There were two performance metrics for Patrol that measured statistical anomalies: *Self-Initiated Calls* and *Response Time to Priority 3 Calls*. *Response Time to Priority 3 Calls* has been outside

## AIM Statistical Analysis for October 2009

parameters for several months and is already under analysis; see next section for more details. *Self-Initiated Calls* was analyzed from August 2008 to October 2009 due to the influence of traffic stops on self-initiated activity and the correlating business practice change in August of 2008 (see August 2009 AIM report for more information). The change flag for December 2008 has already been explained by the record snowfall that month. However, the May 2009 flag indicates the February-May 2009 data was at least one standard deviation above average. The reason for this above-average activity is unknown; further explanation is needed.



Follow-up is still being conducted by the Operations Analysis unit for the *Felony Arrests* performance metric detailed in September 2009 report. Operations Analysis is also reviewing the *Response Time to Priority 3 Calls* metric; current research reveals a possible error in the way the data is being calculated. Operations Analysis continues to work with LEIS on this issue. Another possibility for this increase in response time is the focus by Patrol resources on AIM crime trend projects. As SPD concentrates and prioritizes resources on emerging trends, there are fewer resources available to respond as timely as previously to non-emergency calls. Follow-up is needed for the *Officer Self-Initiated* performance metric.

# AIM Statistical Analysis for October 2009

## Photo Red

No change in performance metrics.

Follow-up was conducted on the *Citations at Sprague and Browne* performance metric, which fell outside statistical norms for September 2009. It was hypothesized at the time this may be due to the limited historical data set available. Further research indicated no known reason for the increase; however, with the addition of October 2009 data, analysis reveals no change in performance. Therefore, the anomalies from the prior month can be attributed to the small historical data set available for analysis.

## SWAT

No change in performance metrics.

No follow-up from prior month.

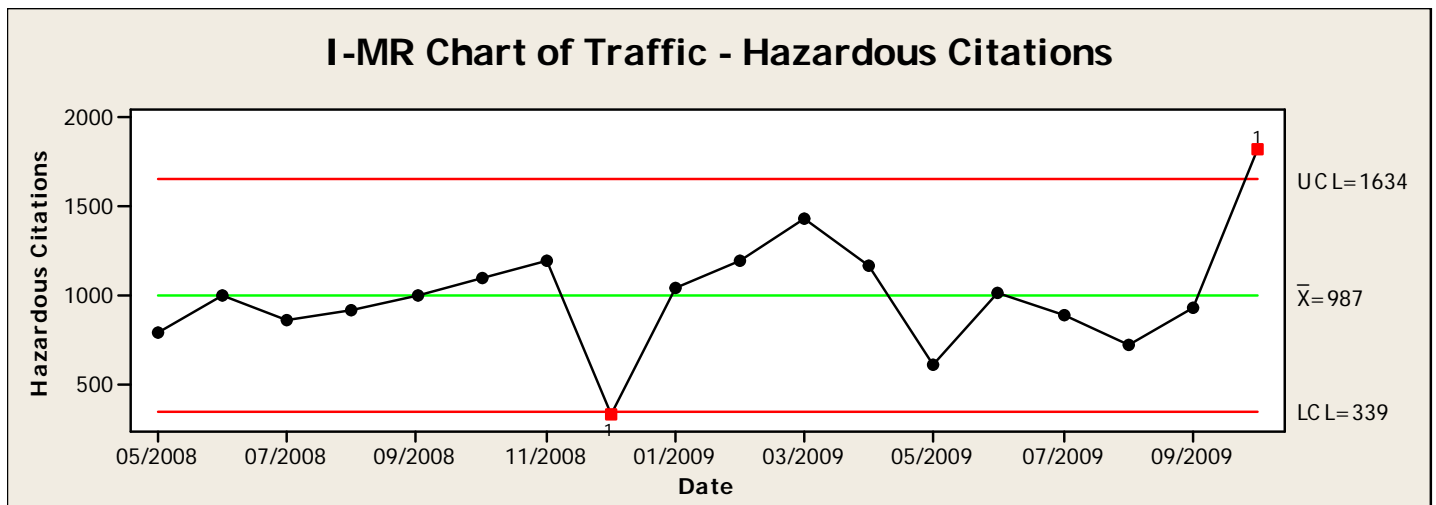
## TAC

No change in performance metrics.

No follow-up from prior month.

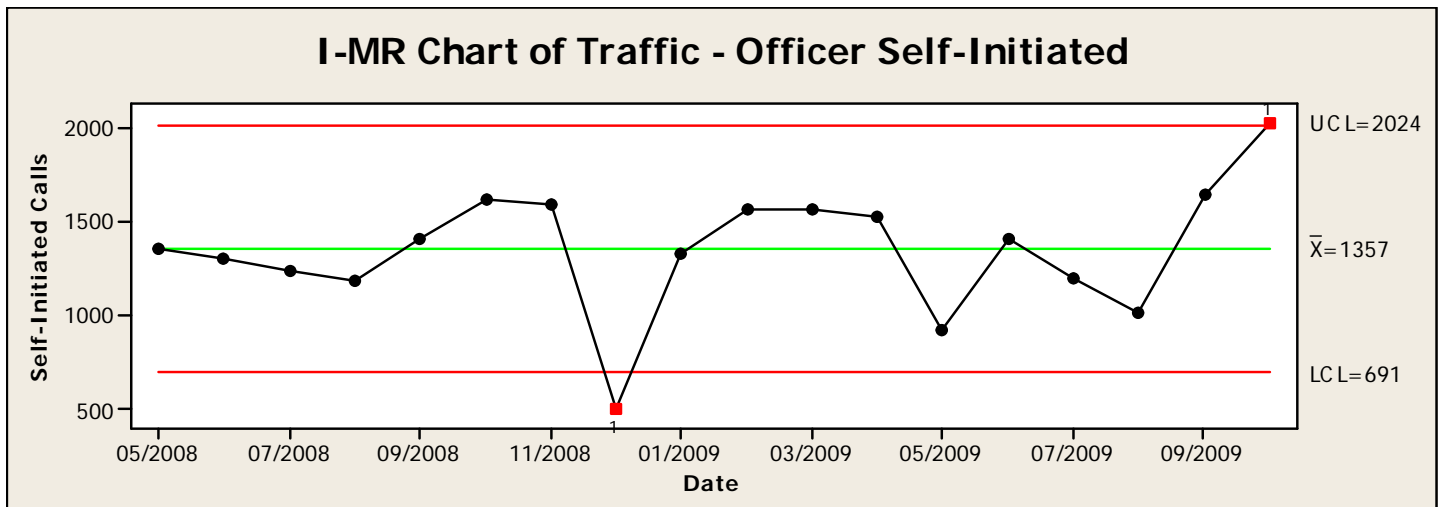
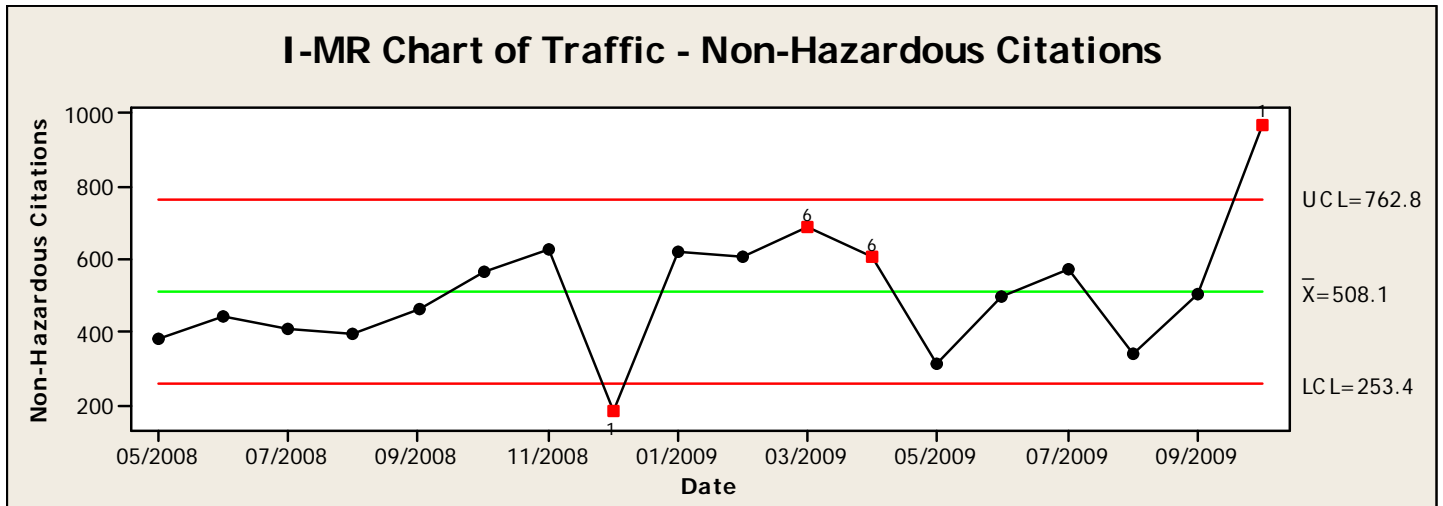
## Traffic

The Traffic unit has several performance metrics with statistical anomalies for October 2009. The first two go together: *Hazardous Citations* and *Non-Hazardous Citations*. Both these metrics were three standard deviations above average for October 2009 (see following page for *Non-Hazardous Citations*). Corresponding with these two metrics is the *Officer Self-Initiated Calls* performance metric, which was also three standard deviations above average (also on following page). As self-initiated activity correlates with traffic stops, these three metrics are rolled together for explanation, as the reason for the change in one metric is likely responsible for the change in the others. At this time, there is no known reason for the increase in traffic



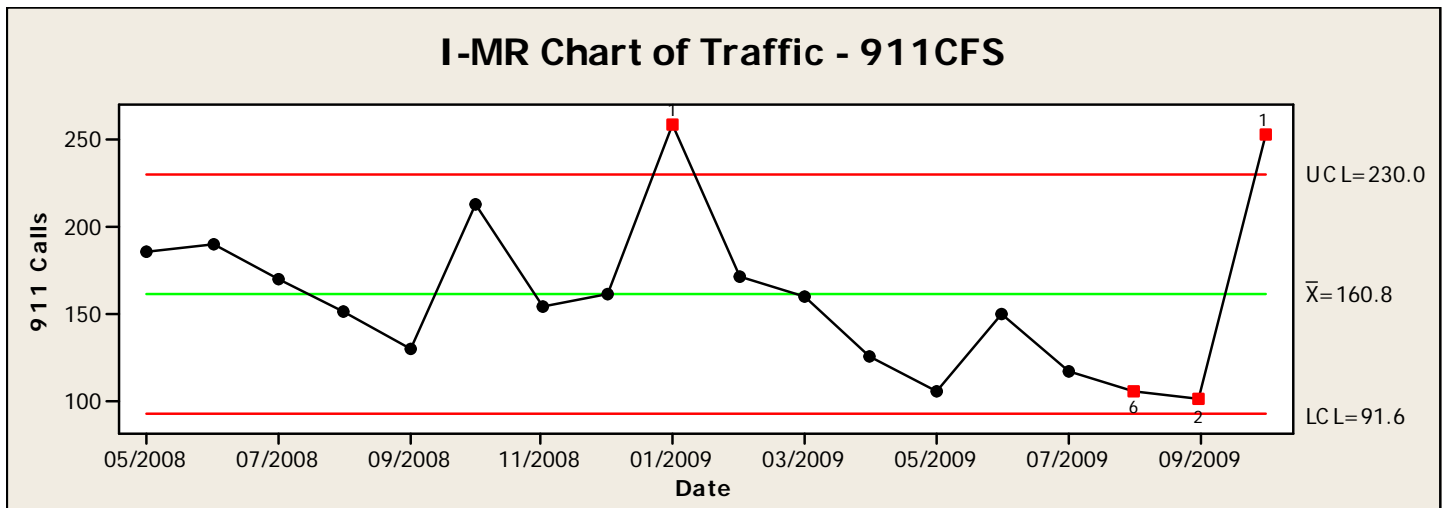
## AIM Statistical Analysis for October 2009

citations. Though the Traffic unit was used to supplement the Downtown Bike Patrols this summer, contributing to a dip in traffic enforcement for the summer, October 2009 exceeds all prior data for traffic enforcement. [Further explanation is needed.](#)



Another performance metric for Traffic with a statistical change is *911 CFS* (see following page). This metric has previously shown change; as explained in the next section, this can be attributed to a depletion of resources in the Traffic unit this summer. However, the October 2009 data is three standard deviations above average and appears to exceed data sets prior to summer. [Therefore, further explanation is needed.](#)

## AIM Statistical Analysis for October 2009



Follow-up from previous month on *911 CFS* confirmed providing EVOC training depleted unit resources from working in the field; furthermore, the Traffic unit was also used to supplement the Downtown Bike Patrol in order to control overtime expenses. As such, their 911 responses were tracked under that unit, leading to a corresponding dip in this category. Follow-up is needed for the following performance metrics: *Commercial Vehicle Hazardous Citations from September 2009 report, 911 CFS, Hazardous Citations, Non-Hazardous Citations, and Officer Self-Initiated Calls.*

### Operations Support Bureau

#### **Child Abuse Unit**

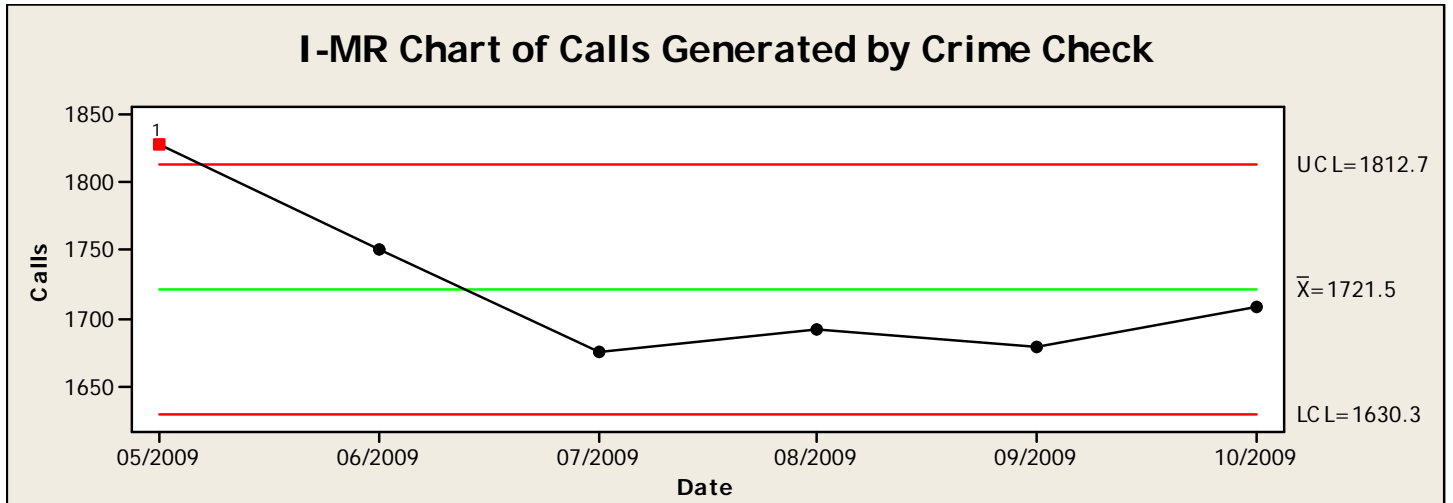
No change in performance metrics.

No follow-up from prior month.

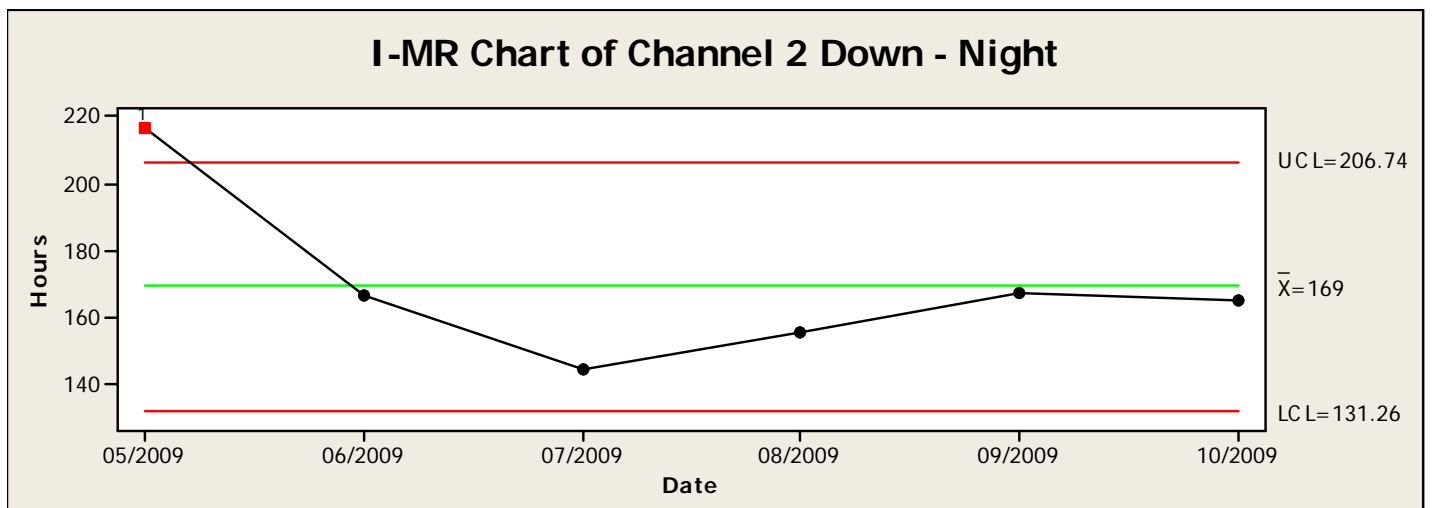
#### **Communications Center**

Two performance metrics for the Communications Center showed statistical change: *Calls Generated by Crime Check* and *Channel 2 Down - Night*. *Calls Generated by Crime Check* (see following page) reveals that the May 2009 data was three standard deviations above average. Further explanation is needed as to why the calls generated was high this month.

## AIM Statistical Analysis for October 2009



*Channel 2 Down – Night* also shows the May 2009 data set as being three standard deviations above average. Reasons for this anomaly are unknown; [further explanation is needed](#).



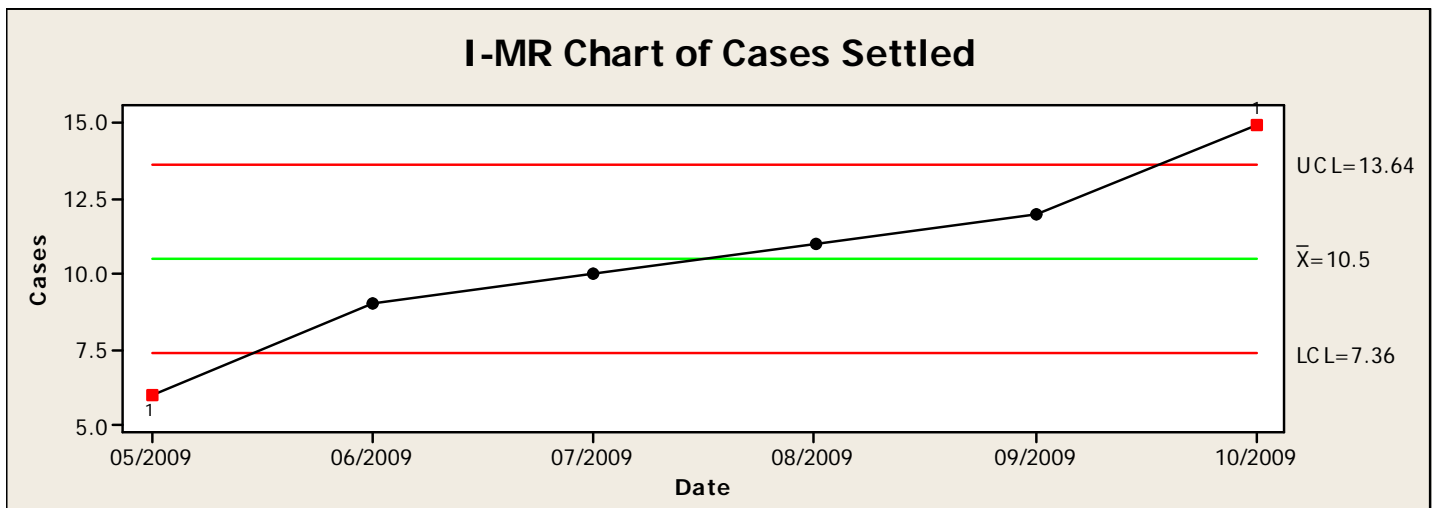
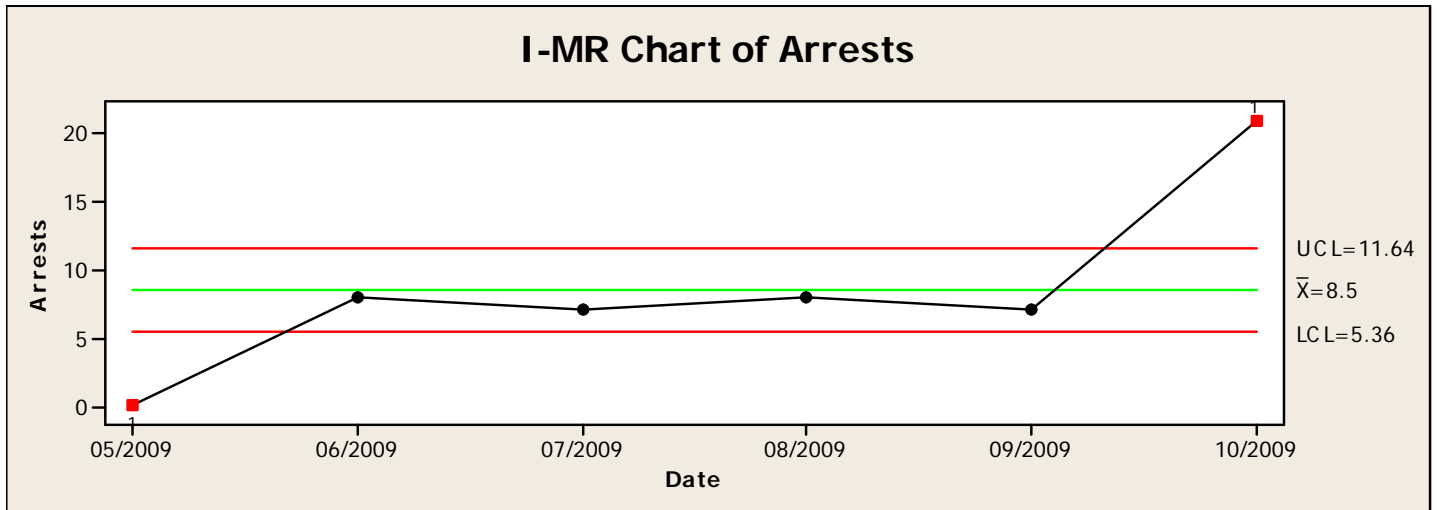
Follow-up from September regarding the *Day Shifts with No Supervisor* performance metric revealed the way the data was being tracked was not sufficient. Changes were made to be more accurate and further analysis reveals no statistical anomalies. [Follow-up is needed for the Calls Generated by Crime Check and Channel 2 Down - Night performance metrics.](#)

### Gang Enforcement Team

The GET unit has two related performance metrics that have data three standard deviations above average for October 2009: *Arrests* and *Cases Settled* (see following page). These performance metrics go hand-in-hand since as arrests are made, corresponding cases are therefore settled. Since GET often works with federal partners, their performance metrics can

## AIM Statistical Analysis for October 2009

vary substantially from month to month. Therefore, further explanation is not needed on these metrics.



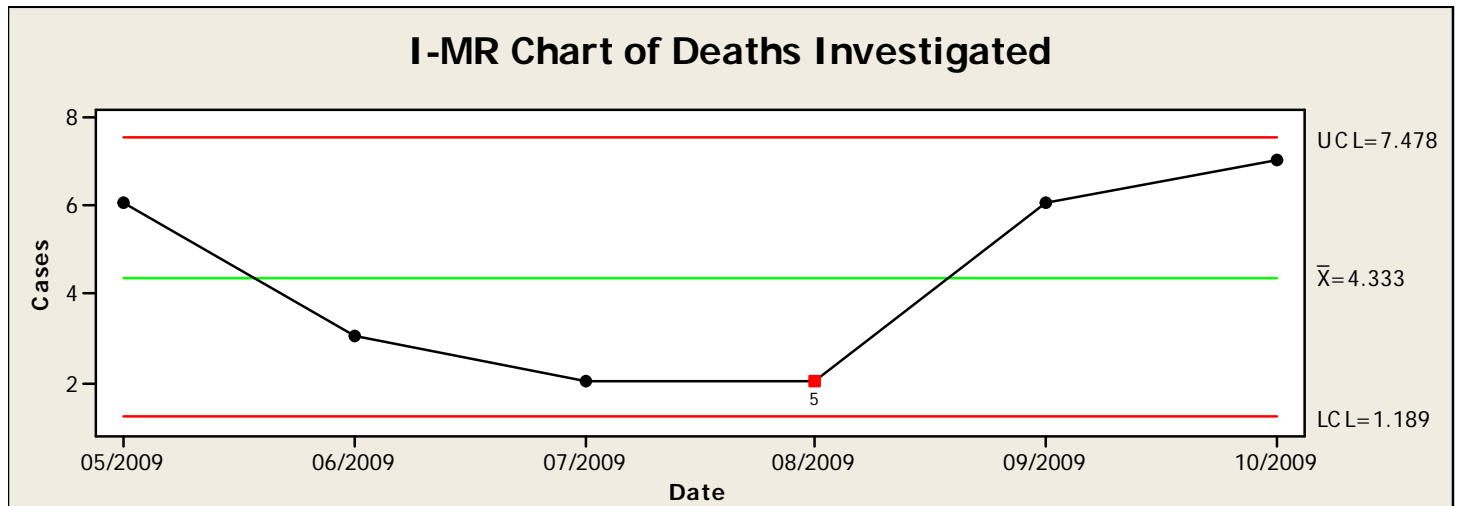
Follow-up for the *Cases Settled* performance metric from September's report revealed that the entire unit was out of the office for training for one week in May. This impacted their ability to settle cases. Additionally, only five months of data was available for analysis. Investigations can be expected to ebb and flow from month to month; once a historical basis is set, we will expect to have a more accurate analysis.

### Major Crimes

The *Deaths Investigated* performance metric analysis shows that June-August 2009 were at least two standard deviations below average (see following page). This most likely is influenced by the relatively small historical data set available for analysis. Also, as the next section explores,

## AIM Statistical Analysis for October 2009

deaths reported vary from month to month, thereby influencing the number of deaths investigated. No further explanation is needed.



The *Deaths Reported* performance measure from September 2009 revealed a statistically significant decrease for that month. Follow-up revealed that the *Deaths Reported* metric is for deaths occurring somewhere other than a hospital setting; these deaths may be natural or from unknown causes, possibly requiring further investigation. External factors, such as more natural deaths occurring in hospitals as opposed to private homes, influence this performance metric from month to month. It is expected that once a more substantial baseline is achieved, this performance metric will not register statistical anomalies.

### Property Crimes and DV

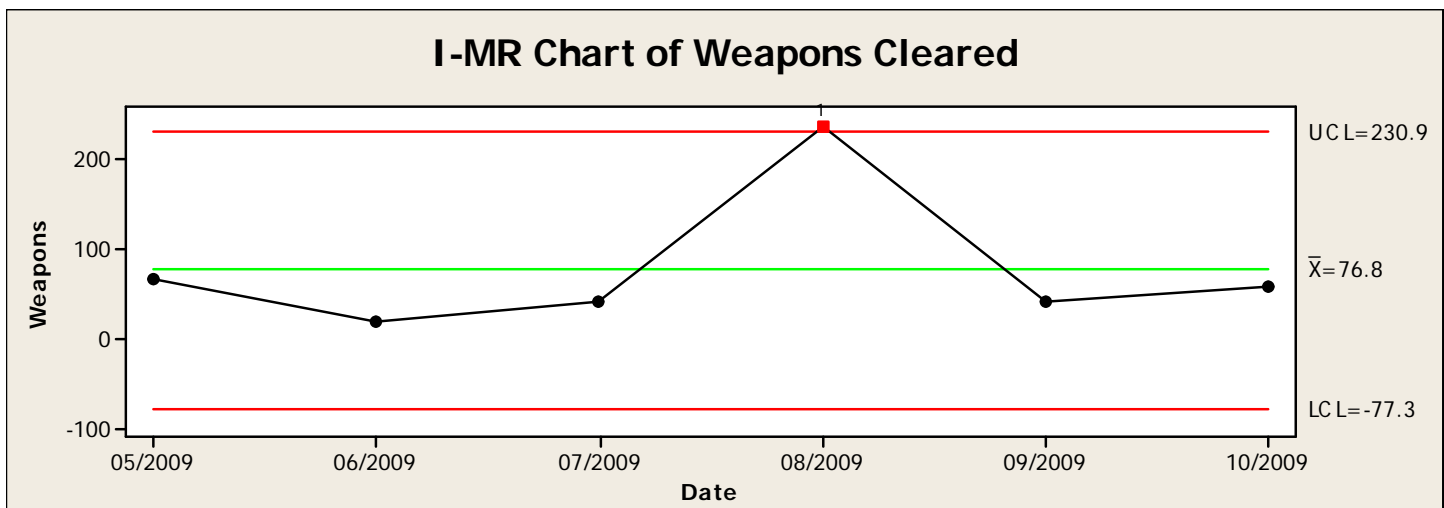
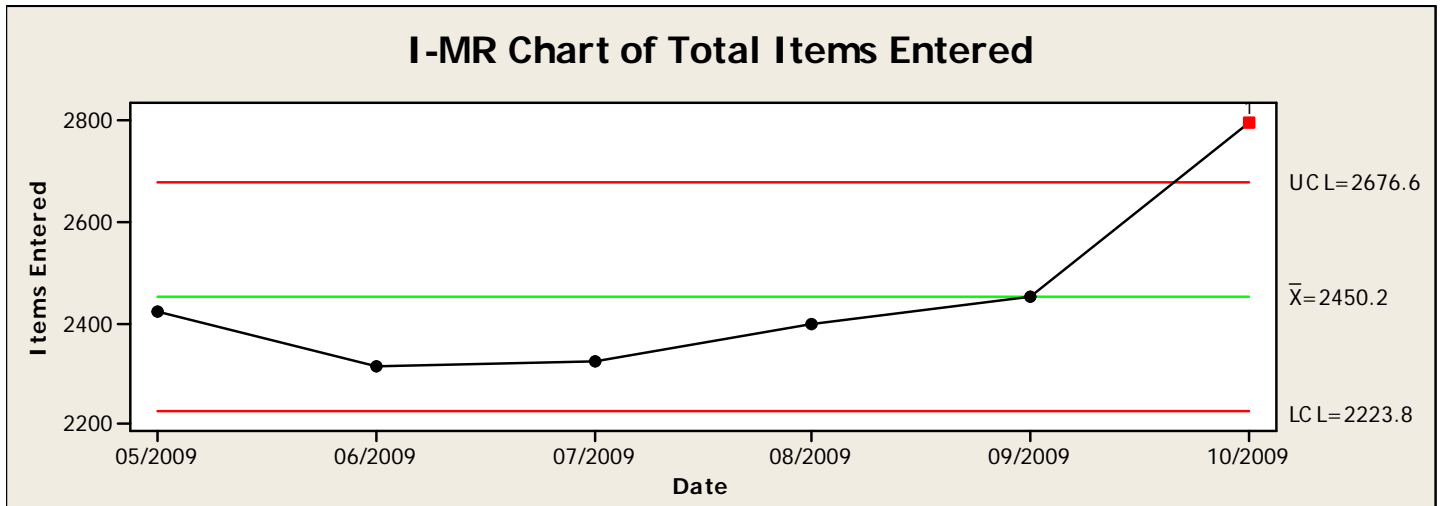
No change in performance metrics.

No follow-up from prior month. Operations Analysis is still working with LEIS to resolve the case tracking software issues explored in September 2009 report.

### Property Room

There are two performance metrics with statistical changes for the Property and Evidence Room: *Total Items Entered* and *Weapons Cleared* (see following page). *Total Items Entered* was three standard deviations above average for October 2009. Further explanation is needed. The *Weapons Cleared* metric shows the August 2009 data was three standard deviations above average for the six months of data available. Further explanation is needed for this metric as well.

# AIM Statistical Analysis for October 2009



Follow-up from prior month regarding *Total Items Entered* and *Citizen Counter* revealed an error in tabulating the metrics for the Property Room for September 2009. The correct data was entered and there were no statistical anomalies. Further follow-up is needed for the *Total Items Entered* and *Weapons Cleared* performance metrics.

## Sexual Assault Unit

No change in performance metrics.

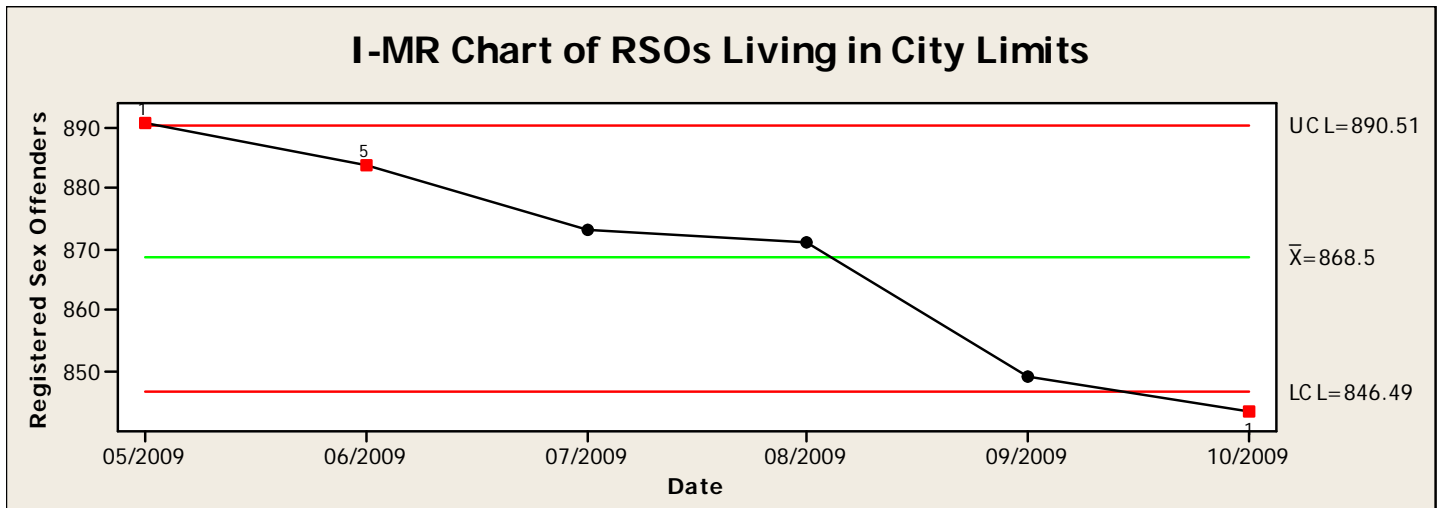
No follow-up from prior month.

## Sexual Exploitation Unit

The *RSOs Living in City Limits* performance metric shows several statistical changes over the last six months (see following page). The Registered Sex Offenders (RSOs) living in city limits appears to be declining from month to month. It is unknown if this downward trend is due to sex

# AIM Statistical Analysis for October 2009

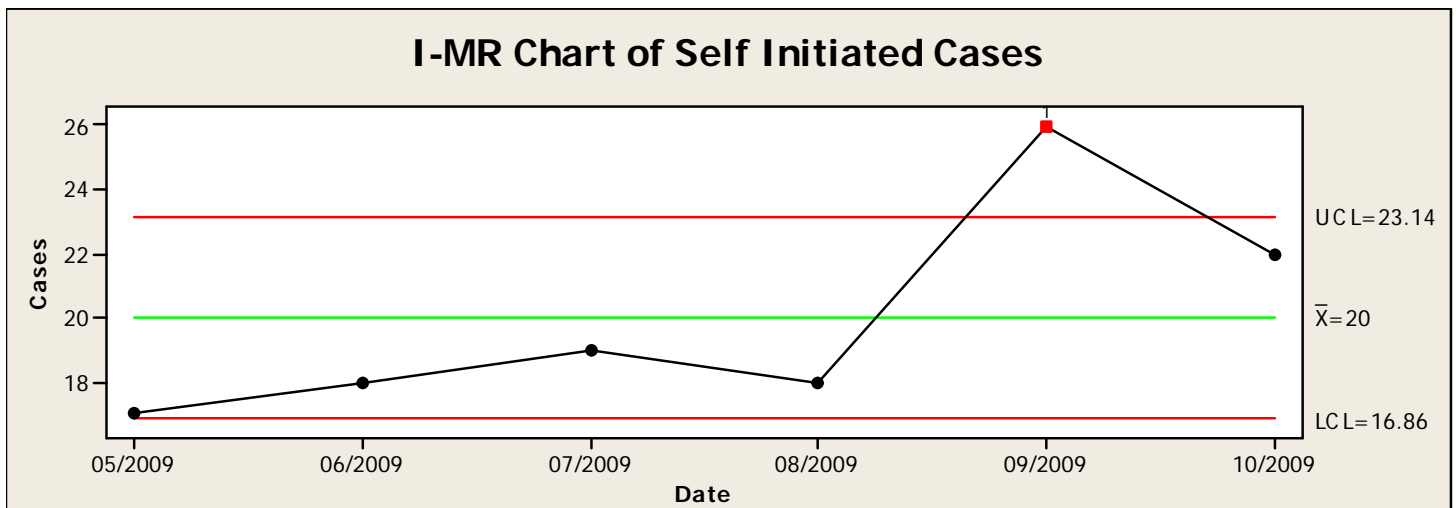
offenders moving from city limits, or if it is due to incarceration. Further explanation is needed on the reasons for this decline.



Follow-up from prior month on *RSO DNA Obtained for Level 1* revealed that this was a special emphasis of SEU in order to be completely caught up. Once they cleared the back-log, they will obtain DNA as needed. As such, we will no longer measure this performance metric. Follow-up is needed on the *RSOs Living in City Limits* metric for next month.

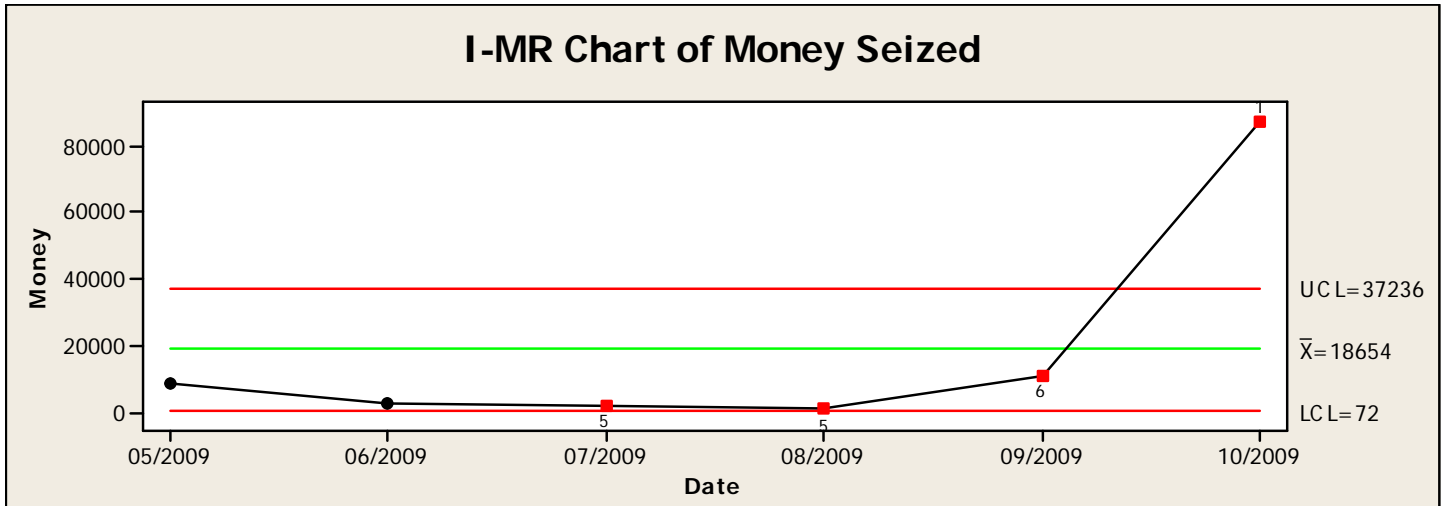
## Special Investigations Unit

The *Self-Initiated Cases* performance metric for SIU shows that September 2009 was three standard deviations above average. This was discussed in the September report as due to the relative short time frame of data collected; summer is typically lower for self-initiated activity for this unit since this is a high vacation time. Therefore, no further explanation is warranted.



## AIM Statistical Analysis for October 2009

The *Money Seized* metric also shows several statistical anomalies. These flags can be attributed to the large spike in October 2009. As a proactive unit, these types of spikes would not be unusual. As can be seen in the Department Response section, SIU conducted a rather large bust in October, leading to a rather significant seizure of drugs and money. Therefore, further explanation is not needed.



No follow-up from prior month.

### Targeted Crimes and Fraud

No change in performance metrics.

No follow-up from prior month.

### Admin Bureau

#### False Alarm

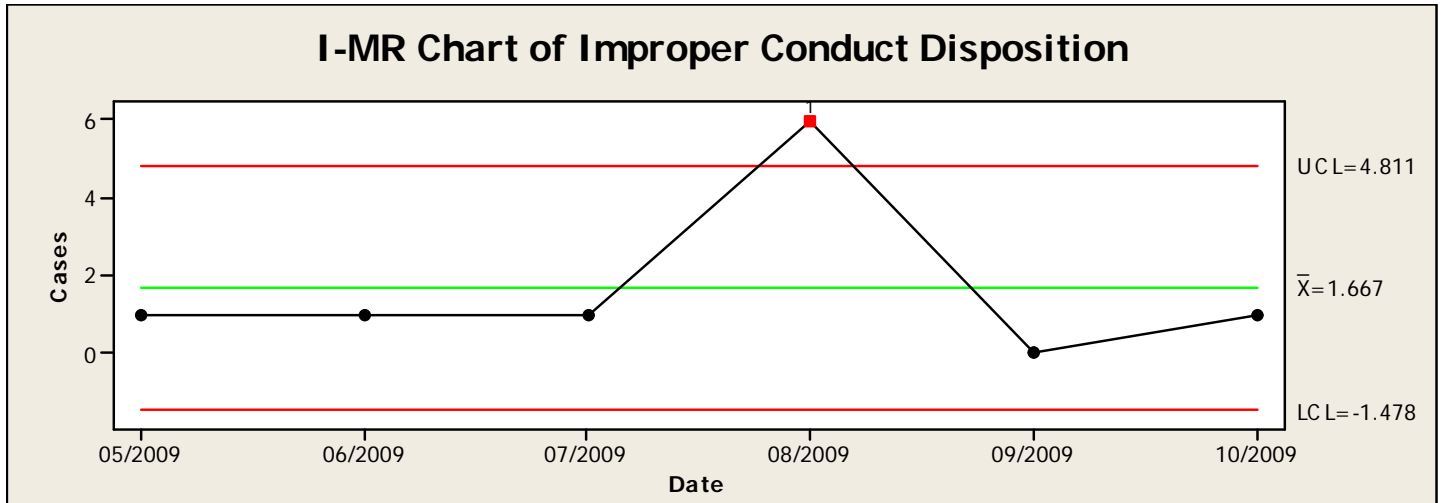
No change in performance metrics.

No follow-up from prior month.

### Internal Affairs

The *Improper Conduct Disposition* performance metric for IA shows the August 2009 was three standard deviations above average (see following page). Based on the relatively short historical baseline, this may not be an accurate analysis. However, explanation for next month should address whether this was one case with multiple findings or several, non-related cases.

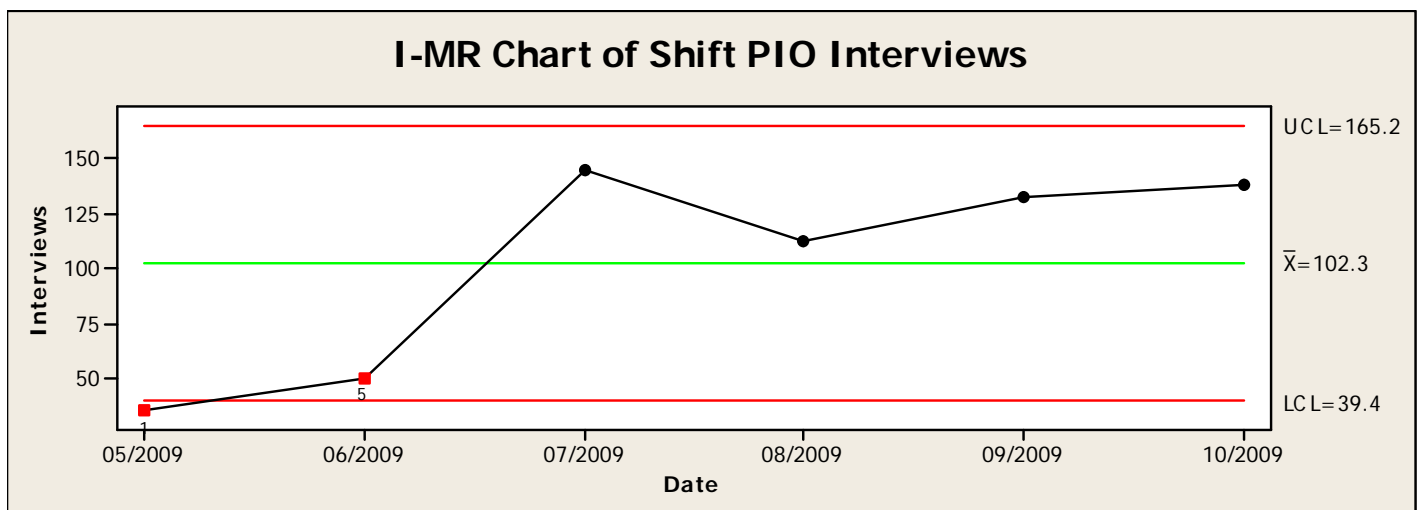
## AIM Statistical Analysis for October 2009



Follow-up regarding the *Taser* performance metric from September 2009 revealed that the anomaly appears to be due to an insignificant baseline for analysis. Reviewing past files determined that tasers were used four times in January 2009 as well. Though this may still mean both months were outside statistical norms, due to the concerns about insufficient historical data, we will simply continue to monitor this performance metric. [Follow-up is needed regarding the Improper Conduct Disposition metric.](#)

### Public Information Office

The *Shift PIO Interviews* performance metric shows statistical anomalies for May and June 2009, both for being well below average. This can be explained by the fact that this was a new performance metric and the Shift PIOs were still adjusting to tracking the number of interviews they provided to media as well as turning that data into the Public Information Office. At this time, further explanation is not needed.

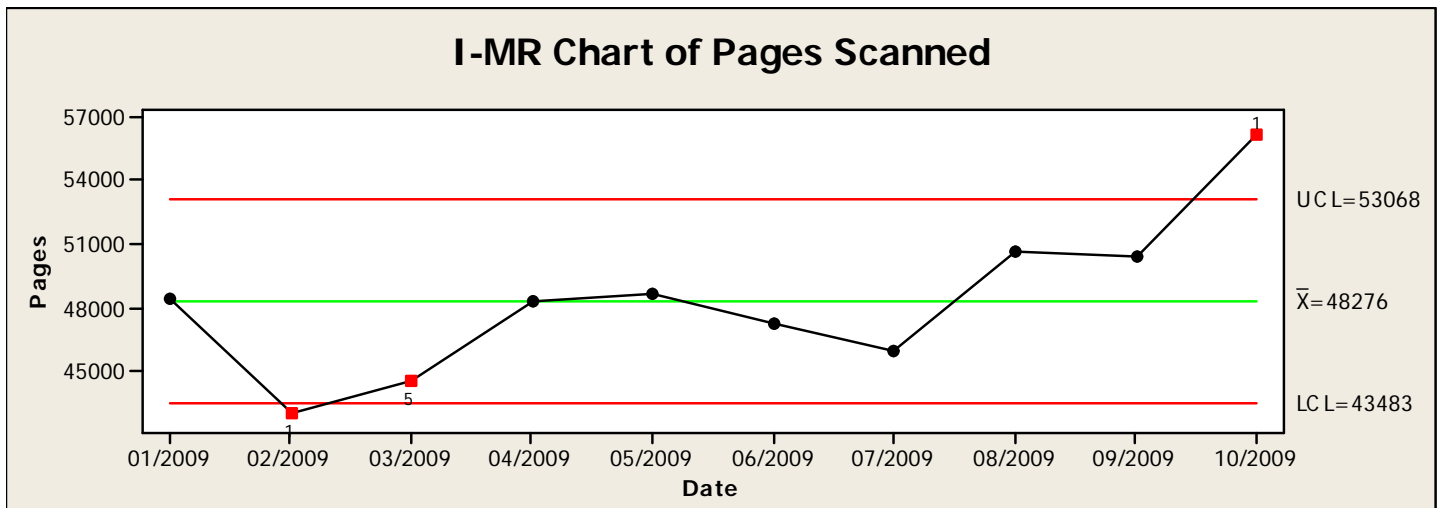


No follow-up from prior month.

# AIM Statistical Analysis for October 2009

## Records

Due to several business practice changes that have been discussed in prior AIM reports, analysis for the Records unit was conducted from the January to October 2009 time frame only. This analysis did show statistical changes in *Runaways/Missings Reported*, but these changes were addressed in the September 2009 report and therefore are not covered here. The *Pages Scanned* metric, however, shows the October 2009 data was three standard deviations above average, as well as some significantly below average data in February and March 2009, which was previously attributed to catching up with the backlog. Further explanation is needed for the October 2009 increase.



Follow-up regarding the *Court Entries (Warrant & DV)* performance metric uncovered no known reasons for the decrease in late 2008. It was speculated that due to the separation of the District and Municipal Courts approaching in January 2009 that perhaps judges were issuing less orders. The snowfall of December 2008 could have also been an impact. Analysis for just the 2009 data revealed no statistical anomalies, so additional research is not warranted at this time. Follow-up is needed for the *Pages Scanned* performance metric.

## Skill Center

No change in performance metrics.

No follow-up from prior month.

## Training

No change in performance metrics.

No follow-up from prior month.

# Spokane Police Department Accountability Information Management

## Unit Metrics



SERVICE PRIDE DEDICATION



## Abandoned Auto Unit

	Current Month	Same Month Previous Year	Year To Date	Previous Year Year to Date
<b>Tags</b>	261	324	2636	2719
<b>Tows</b>	36	77	510	712
<b>Hotline Tips</b>	595	415	4919	4623
<b>Citizen Contacts</b>	59	82	650	703

## Child Abuse Unit

	Current Month	Same Month Previous Year	Year To Date	Previous Year Year to Date
<b>Cases Received</b>	54		243	
<b>Cases Assigned</b>	14		107	
<b>Case Load per Detective</b>	7		43	
<b>Referrals to CPS</b>	0		0	

# Collisions

	Current Month	Same Month Previous Year	Year To Date	Previous Year Year to Date
<b>Non-Injury</b>	200		427	
<b>Injury</b>	91		193	
<b>Fatal</b>	0		2	
<b>Right Angle</b>	83		172	
<b>Sideswipe</b>	20		46	
<b>Rear End</b>	52		107	
<b>Head On</b>	2		8	
<b>Fixed Object/Parked Vehicle</b>	82		170	
<b>Approach Turn</b>	15		36	
<b>Pedestrian/Bike</b>	20		37	
<b>Backing Up</b>	17		46	
<b>Other</b>	0		0	

**Please note this data is for  
August 2009**

# Communications Center

	Current Month	Same Month Previous Year	Year To Date	Previous Year Year to Date
<b>Calls Processed</b>	16902		112201	
<b>Calls Generated by Crime Check</b>	1708		10329	
<b>Calls Disposed by Dispatch</b>	4981		35323	
<b>Total Phone Calls</b>	13456		56232	
<b>Channel 2 Down Hours (Day)</b>	124		801	
<b>Channel 2 Down Hours (Night)</b>	165		1014	
<b>Shifts with No Supervisor (Day)*</b>	1		25	
<b>Shifts with No Supervisor (Night)*</b>	4		48	

\*May have been filled through OT, Out of Grade, or left unfilled

# Community Services Unit

	Current Month	Same Month Previous Year	Year To Date	Previous Year Year to Date
<b>Volunteer Services</b>				
<b>Volunteer Hours</b>	4353		27414	
<b>Special Events</b>				
<b>Number of Events</b>	1		27	
<b>Event OT</b>	33		2993	
<b>Extra Duty</b>				
<b>Total Hours</b>	383		1729	
<b>Total Jobs</b>	84		358	

## Dignitary Protection Team

	Current Month	Same Month Previous Year	Year To Date	Previous Year Year to Date
<b>Digniatry Visit</b>	0		3	
<b>Consultations for Dignitary Visit</b>	2		14	

## Major Crimes Unit

	Current Month	Same Month Previous Year	Year To Date	Previous Year Year to Date
<b>Homicides Investigated</b>	0		3	
<b>Homicides Settled</b>	0		2	
<b>Deaths Reported</b>	24		111	
<b>Deaths Investigated</b>	7		26	
<b>Assaults Reported</b>	22		206	
<b>Assaults Investigated</b>	11		101	
<b>Assaults Settled</b>	9		71	
<b>Assaults Suspended</b>	5		40	
<b>Robbery Reported</b>	27		185	
<b>Robbery Investigated</b>	13		91	
<b>Robbery Settled</b>	13		60	
<b>Robbery Suspended</b>	6		42	

# EDU

	Current Month	Same Month Previous Year	Year To Date	Previous Year Year to Date
<b>Training Hours</b>	19		123	
<b>Responses</b>	2		32	
<b>IED</b>	0		5	
<b>Suspicious Package</b>	1		13	
<b>Military Ordnance</b>	0		4	
<b>Comm. Explosives/Fireworks</b>	1		4	
<b>Post Blast</b>	0		3	
<b>Other Tactical</b>	0		2	
<b>IEDs Handled by Technician</b>	0		5	

# False Alarm

	Current Month	Same Month Previous Year	Year To Date	Previous Year Year to Date
<b>Total False Alarm</b>	105		485	
<b>Total Alarms</b>	364		1999	
<b>90 Day Payment Rate</b>	92.12%		549.88%	
<b>90 Day Payment Recovery</b>	\$25,223.00		\$178,435.06	
<b>Alarm Recovery</b>	\$11,857.00		\$39,712.00	
<b>Registration Costs</b>	\$13,366.00		\$46,559.00	

# Fleet

	Current Month	Same Month Previous Year	Year To Date	Previous Year Year to Date
<b>Patrol Cars</b>	119		119	
<b>Patrol Use</b>	53		53	
<b>Traffic Use</b>	40		40	
<b>K9 Use</b>	9		9	
<b>NRO Use</b>	9		9	
<b>Other Patrol Use</b>	8		8	
<b>Investigation Cars</b>	101		101	
<b>Investigation Use</b>	56		56	
<b>SIU Use</b>	37		37	
<b>GET Use</b>	6		6	
<b>Other Investigations Use</b>	2		2	
<b>Other Cars</b>	91		91	
<b>Academy Use</b>	9		9	
<b>Academy PIT Use</b>	7		7	
<b>Administration Use</b>	12		12	
<b>Chaplins Use</b>	3		3	
<b>COPS Use</b>	4		4	
<b>Property Room Use</b>	2		2	
<b>Volunteer Services Use</b>	6		6	
<b>Abandoned Auto Use</b>	2		2	
<b>SWAT Use</b>	5		5	
<b>TAC Use</b>	2		2	
<b>EDU Use</b>	2		2	
<b>Hostage Use</b>	2		2	
<b>Other Use</b>	10		10	
<b>Undeployed Fleet</b>	25		25	
<b>Fleet Fuel(gallons)</b>	15244		89408	
<b>Veh w/Mileage 0-59999</b>	67		67	
<b>Veh w/Mileage 60000-79999</b>	31		31	

---

<b>Veh w/Mileage 80000-99999</b>	47	47
<b>Veh w/Mileage 100000-109999</b>	19	19
<b>Veh w/Mileage 110000-119999</b>	16	16
<b>Veh w/Mileage Over 120000</b>	12	12

---

# Gang Enforcement Team

	Current Month	Same Month Previous Year	Year To Date	Previous Year Year to Date
<b>Cases Investigated</b>	5		58	
<b>Self Initiated Cases</b>	11		43	
<b>Cases Settled</b>	15		63	
<b>Arrests</b>	21		51	
<b>Search Warrants Executed</b>	6		23	
<b>Reports Evaluated</b>	337		2313	
<b>FIs Written or Reviewed</b>	157		2143	
<b>Detailed Gang Interviews</b>	5		24	
<b>Agency Assists</b>	66		272	
<b>Classes Taught</b>	0		15	
<b><u>Field Operations</u></b>				
<b>Marijuana Arrests</b>	4		6	
<b>Meth Arrests</b>	3		7	
<b>Heroin Arrests</b>	0		3	
<b>Crack/Cocaine Arrests</b>	1		1	
<b>Ecstasy Arrests</b>	1		1	
<b>Firearm Arrests</b>	0		5	
<b>Other Felony Arrests</b>	5		26	
<b>Marijuana Buys</b>	0		8	
<b>Meth Buys</b>	2		10	
<b>Heroin Buys</b>	1		15	
<b>Crack/Cocaine Buys</b>	1		25	
<b>Ecstasy Buys</b>	0		11	
<b>Firearm Buys</b>	0		3	
<b><u>Seizures</u></b>				
<b>Money Seized</b>	\$273.00		\$10,390.00	
<b>Vehicles Seized</b>	2		10	
<b>Firearms Seized</b>	1		5	

# Hostage Negotiator Team

	Current Month	Same Month Previous Year	Year To Date	Previous Year Year to Date
<b>Call-Outs</b>	0		6	
<b>Sucide/Mental Health/Barricade</b>	26		179	
<b>Training Attended/Provide</b>	95		539	

**K9**

	<b>Current Month</b>	<b>Same Month Previous Year</b>	<b>Year To Date</b>	<b>Previous Year Year to Date</b>
<b>Patrol Dog Deployments</b>				
<b>Patrol Dog Uses</b>	98	84	840	1138
<b>Patrol Dog Felony Finds</b>	10	6	77	97
<b>Patrol Dog Misdemeanor Finds</b>	1	3	26	31
<b>Suspect Apprehensions</b>	1	0	6	8
<b>Drug Dog Deployment</b>				
<b>Drug Dog Uses</b>	33	36	357	427
<b>Drug Dog Felony Finds</b>	16	5	102	115
<b>Drug Dog Misdemeanor Finds</b>	11	3	80	141
<b>Community Demos</b>	0	0	11	10
<b>911 CFS</b>	31	55	386	636
<b>Officer Self Initated</b>	47	44	420	520
<b>Total CFS and S.I.</b>	78	99	805	1156
<b>Misd. Arrests</b>	2	0	41	76
<b>Felony Arrests</b>	5	0	31	38
<b>Traffic Hazardous</b>	5	16	135	139
<b>Traffic Non-Hazardous</b>	11	11	136	119
<b>DUI</b>	1	0	3	4

# NRO

	<b>Current Month</b>	<b>Same Month Previous Year</b>	<b>Year To Date</b>	<b>Previous Year Year to Date</b>
<b>Neighborhood Problem Solvin</b>	73	0	746	0
<b>Misd Arrests</b>	16	0	144	0
<b>Felony Arrests</b>	7	0	23	0
<b>Traffic Hazardous</b>	3	0	41	0
<b>Traffic Non-Hazardous</b>	1	0	29	0
<b>DUI</b>	0	0	3	0
<b>Community Meetings</b>	26	0	96	0
<b>Downtown - Civil Infraction</b>	11		40	
<b>Downtown - STA Related Calls</b>	17		52	

# Patrol

	Current Month	Same Month Previous Year	Year To Date	Previous Year Year to Date
<b>911 CFS</b>	5995	5786	60085	58864
<b>Officer Self Initiated</b>	3359	3279	34717	27931
<b>Total CFS and SI</b>	9354	9065	94812	86795
<b>Response Time Priority 1</b>	6	7	6	6.3
<b>Response Time Priority 2</b>	5	5	5.1	5.2
<b>Response Time Priority 3</b>	33	25	28.7	23.8
<b>Misd Arrests</b>	894	876	8540	7978
<b>Felony Arrests</b>	320	292	3186	2981
<b>Traffic Hazardous</b>	874	980	9316	6348
<b>Traffic Non-Hazardous</b>	1087	1136	10978	6900
<b>DUI</b>	69	70	746	627
<b>Pursuits Total</b>	7	0	32	0
<b>Pursuits with apprehension</b>	4	0	21	0
<b>Pursuits Terminated</b>	3	0	16	0
<b>Pursuits with Damage</b>	0	0	0	0
<b>CIT response with Transport</b>	27	0	27	0
<b>CIT responses with No Transport</b>	22	0	22	0

# Photo Red

	Current Month	Same Month Previous Year	Year To Date	Previous Year Year to Date
<b>Francis and NB Division</b>				
Citations Issued	170		1021	
Collisions	0		0	
<b>Francis and SB Division</b>				
Citations Issued	263		2028	
Collisions	0		0	
<b>Mission and Hamilton</b>				
Citations Issued	69		387	
Collisions	0		0	
<b>Sprague and Browne</b>				
Citations Issued	71		307	
Collisions	0		0	
Revenue	\$60,871.27		\$304,839.62	
Hearing or Appeal	0		740	
Dismissals	0		41	

# PIO

	Current Month	Same Month Previous Year	Year To Date	Previous Year Year to Date
<b>Written Releases</b>	33		147	
<b>Shift PIO Interviews</b>	138		614	
<b>Web Visitors</b>	10796		62466	
<b>Total Subscribers</b>	2920		15006	
<b>Newsletter Subscribers</b>	739		4142	
<b>Crimestoppers Tips</b>	60		458	

## Property Crimes and DV Unit

	Current Month	Same Month Previous Year	Year To Date	Previous Year Year to Date
<b>Cases Received and Screened</b>	204		1053	
<b>Cases Assigned</b>	85		529	
<b>Cases Resolved</b>	29		202	
<b>Settle Status</b>				
<b>Adult Warrant Requested</b>	13		108	
<b>Suspended</b>	12		73	
<b>Exceptional Clearance</b>	1		7	
<b>Citation Issued</b>	0		2	
<b>Juvenile Arrest</b>	0		1	
<b>Juvenile Warrant Requested</b>	0		0	
<b>Settled Officer</b>	3		6	
<b>Unfounded</b>	0		1	

# Property Evidence Facility

	Current Month	Same Month Previous Year	Year To Date	Previous Year Year to Date
<b>Total Items Entered</b>	2798		14701	
<b>Items Cleared</b>	3478		16748	
<b>Weapons Entered</b>	58		603	
<b>Weapons Cleared</b>	59		461	
<b>Drugs Entered</b>	380		2252	
<b>Drugs Destroyed</b>	1090		4062	
<b>Vehicles Entered</b>	8		34	
<b>Vehicles Cleared</b>	14		34	
<b>Citizen Counter</b>	341		2123	

# Records

	<b>Current Month</b>	<b>Same Month Previous Year</b>	<b>Year To Date</b>	<b>Previous Year Year to Date</b>
<b>Runaways/Missing Reported</b>	305	214	3050	2075
<b>Court Entries (Warrant and DV)</b>	5350	4378	55711	49981
<b>Reports Provided to Other Agencies</b>	13124	7580	94039	49056
<b>Public Disclosure Requests (pages)</b>	8085	9644	64312	59959
<b>Phone Calls</b>	2889	2835	31459	29712
<b>Data Entry (in pages)</b>	19643	22692	279127	338855
<b>Pages Scanned</b>	56043	30426	482757	381761

# Sexual Assault Unit

	Current Month	Same Month Previous Year	Year To Date	Previous Year Year to Date
<b>Sexual Assault Investigated</b>	26		158	
<b>Acquaintance</b>	21		133	
<b>Stranger-to-Stranger</b>	5		25	
<b>Sexual Assault Settled</b>	0		1	
<b>Sexual Assault of Child Invest.</b>	20		121	
<b>Sexual Assault of Child Settle</b>	6		28	
<b>Cases Recieved</b>	88		486	
<b>Cases Assigned</b>	26		158	
<b>Case Load per Detective</b>	5		31	

## Sexual Exploitation Unit

	Current Month	Same Month Previous Year	Year To Date	Previous Year Year to Date
<b>RSO Registrations Processed</b>	287		948	
<b>RSO FTR Warrants Requested</b>	0		39	
<b>RSO Address Verifications</b>	60		692	
<b>RSO Att. Address Verification</b>	3		285	
<b>RSO Living in City Limits</b>	843		5211	
<b>RSO Outstanding FTR Warrants</b>	28		163	
<b>RSO DNA Obtained (Level 1)</b>	1		98	
<b>RSO Level 2 and 3 Flyers Sent</b>	38		186	
<b>Cases Assigned</b>	1		37	

# Skills Center

	Current Month	Same Month Previous Year	Year To Date	Previous Year Year to Date
<b>Classroom Hours</b>	77		459	
<b>Program Overview</b>				

---

## Special Investigations Unit

	Current Month	Same Month Previous Year	Year To Date	Previous Year Year to Date
<b>Patro Cases Processed</b>	43		241	
<b>Self Initiated Cases</b>	22		120	
<b>Cases Settled</b>	49		259	
<b>Arrests</b>	22		123	
<b>Search Warrants Executed</b>	10		56	
<b>Drug Seizures (Arrests Made by Drug Type)</b>				
<b>Marijuana Arrests</b>	9		33	
<b>Meth Arrests</b>	26		91	
<b>Heroin Arrests</b>	8		37	
<b>Cocaine Arrests</b>	6		29	
<b>Other Drug Arrests</b>	7		57	
<b>Other Seizures</b>				
<b>Money Seized</b>	\$87,500.00		\$111,925.05	
<b>Vehicles Seized</b>	2		13	
<b>Firearms Seized</b>	3		11	

# SWAT

	Current Month	Same Month Previous Year	Year To Date	Previous Year Year to Date
<b>Stand-off/Weapon/Barricade Call</b>	0		4	
<b>High Risk Search Warrant</b>	6		24	
<b>Team Training Hours</b>	100		260	
<b>Marksman Training Hours</b>	0		24	
<b>CART Training Hours</b>	0		15	

## TAC (Crowd Control Team)

	Current Month	Same Month Previous Year	Year To Date	Previous Year Year to Date
<b>Concert</b>	1		3	
<b>Special Event</b>	2		14	
<b>Demonstration</b>	0		0	

# Targeted Crimes and Fraud Unit

	Current Month	Same Month Previous Year	Year To Date	Previous Year Year to Date
<b>Cases Received and Screened</b>	77		458	
<b>Cases Assigned</b>	48		213	
<b>Cases Resolved</b>	13		70	
<b>Settle Status</b>				
<b>Adult Warrant Requested</b>	9		35	
<b>Suspended</b>	4		27	
<b>Exceptional Clearance</b>	0		2	
<b>Citation Issued</b>	0		0	
<b>Juvenile Arrest</b>	0		0	
<b>Juvenile Warrant Requested</b>	0		1	
<b>Settled Officer</b>	0		3	
<b>Unfounded</b>	0		1	

# Traffic

	Current Month	Same Month Previous Year	Year To Date	Previous Year Year to Date
<b>911 CFS</b>	253	213	1543	1911
<b>Officer Self Initated</b>	2033	1619	14230	12037
<b>Total CFS and S.I.</b>	2286	1832	15773	13948
<b>Misd. Arrests</b>	46	94	579	621
<b>Felony Arrests</b>	30	13	185	87
<b>Traffic Hazardous</b>	1806	1080	10677	7568
<b>Traffic Non Hazardous</b>	968	567	5694	3877
<b>DUI</b>	11	1	52	77
<b>Commercial Vehicle</b>				
<b>Traffic Hazardous</b>	180	51	1510	1202
<b>Traffic Non-Hazardous</b>	81	91	1026	1110

# Training Center

	Current Month	Same Month Previous Year	Year To Date	Previous Year Year to Date
<b>Hosted Schools</b>	13		63	
<b>BLEA Training Day</b>	0		0	
<b>Recruits in Training (BLEA/FTO</b>	0		8	
<b>Applicants Processed</b>	0		0	

## In Service

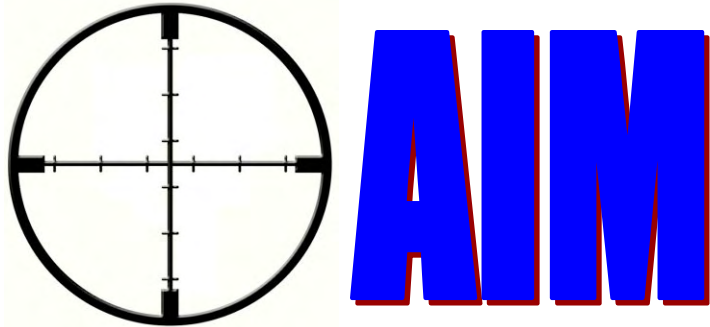
**Subject Matter** In-service

**Subject Matter** Valor training for investigations

---

## Firearms

**Course of Fire** SPD in-service



**Spokane Police Department**  
**Accountability Information Management**

**Crime and Neighborhood Issues**

Weekly Crime Trends  
Department Response



**SERVICE PRIDE DEDICATION**



# Spokane Police Department Accountability Information Management

## Weekly Crime Trends



SERVICE PRIDE DEDICATION



**Weekly A.I.M. Crime Statistics**

<b>Reliability</b>	<b>Crime Type</b>	<b>Week: 9/29/09-10/5/09</b>	<b>Previous 4 Wk Avg</b>	<b>Historical Average</b>	<b>His Avg Length</b>	<b>Year to Date Tot</b>	<b>Year to Date Avg</b>	<b>Comments</b>
Med-High	<b>Assault Totals</b>	28	34.00	31.43	12/31/08	1257	31.43	
	<i>Felony Assault</i>							
	<i>Misdemeanor Assault</i>							
Med-High	<b>Burglary/Breaking &amp; Entering - Totals</b>	59	54.50	51.28	12/31/08	2051	51.28	
Med-High	<b>Commercial</b>	5	10.00	8.10	12/31/08	324	8.10	
Med-High	<b>Residential</b>	36	31.25	31.78	12/31/08	1271	31.78	
Med-High	<b>Garage</b>	18	13.25	11.40	12/31/08	456	11.40	Still higher than normal, but 31% lower than last week's high
Med-High	<b>Malicious Mischief</b>	42	36.00	45.20	12/31/08	1808	45.20	
Med-High	<b>Embezzlement</b>	0	0	0.08	12/31/08	3	0.08	
Low-Med	<b>Forgery/Fraud Offenses</b>	21	18.25	21.00	12/31/08	840	21.00	
	<i>False Pretenses/Swindle/Conf Game</i>							
	<i>Credit Card/A.T.M. Fraud</i>							
	<i>Impersonation</i>							
	<i>Welfare Fraud</i>							
	<i>Wire Fraud</i>							
High	<b>Homicide</b>	0	0.5	0.23	1/1/71	8	0.20	
	<i>Murder &amp; Negligent Manslaughter</i>							
	<i>Negligent Manslaughter</i>							
	<i>Justifiable Homicide</i>							
Med-High	<b>Kidnapping/Abduction</b>	1	0.50	0.43	12/31/08	17	0.43	
Med	<b>Theft/Larceny</b>	175	174.25	173.98	12/31/08	6959	173.98	
	<i>Pocket-picking</i>							
	<i>Purse Snatching</i>							
	<i>Shoplifting</i>							
	<i>Theft from Building</i>							
	<i>Theft from Coin-Operated Machine</i>							
High	<b>Vehicle Prowling (Theft from Vehicle)</b>	78	81.00	83.06	1/2/02	3331	83.28	
	<i>Theft of Motor Vehicle Parts</i>							
Med	<b>All Other Larceny</b>	97	93.25	90.70	12/31/08	3628	90.70	
High	<b>Motor Vehicle Theft</b>	32	34.75	31.43	12/31/08	1257	31.43	Prolific vehicle thief ██████████ arrested again on 10/5
Med-High	<b>Robbery</b>	8	8.25	6.85	12/31/08	274	6.85	
High	<b>Bank</b>	0	0.00	0.00	12/31/08	0	0.00	
Med-High	<b>Carjacking</b>	1	0.00	0.20	12/31/08	8	0.20	
Med-High	<b>Commercial</b>	1	0.75	1.08	12/31/08	43	1.08	
Med-High	<b>Invasion</b>	0	0.50	0.38	12/31/08	15	0.38	
Med-High	<b>Purse Robbery</b>	0	1.00	0.38	12/31/08	15	0.38	
Med-High	<b>Shoplifting Robbery</b>	2	0.75	0.65	12/31/08	26	0.65	██████████ confessed to multiple recent robberies/thefts
Med-High	<b>Strongarm</b>	4	5.25	4.18	12/31/08	167	4.18	
Med	<b>Sex Offenses - Forcible</b>	5	2.75	3.64	7/15/09	51	3.64	
Med	<i>Forcible Rape</i>	2	1.00	1.29	7/15/09	18	1.29	
Med	<i>Sexual Assault w/ an Object</i>	0	0.00	0.64	7/15/09	9	0.64	
Med	<i>Forcible Fondling</i>	3	1.75	1.71	7/15/09	24	1.71	
Med	<b>Sex Offenses - Nonforcible</b>	1	1.25	1.00	7/15/09	14	1.00	
Med	<i>Incest</i>	0	0.5	0.14	7/15/09	2	0.14	
Med	<i>Statutory Rape</i>	1	0.75	0.86	7/15/09	12	0.86	
Low	<b>Stolen Property Offenses (Traf, Rec, etc)</b>	0	2.25	1.68	12/31/08	67	1.68	
Low	<b>Weapon Law Violations</b>							
Med	<b>Disorderly Conduct</b>	4	3.00	6.18	12/31/08	247	6.18	
High	<b>Driving Under the Influence</b>	8	14.75	13.06	6/10/09	222	13.06	

**Weekly A.I.M. Crime Statistics**

<b>Reliability</b>	<b>Crime Type</b>	<b>Week: 10/6/09-10/12/09</b>	<b>Previous 4 Wk Avg</b>	<b>Historical Average</b>	<b>His Avg Length</b>	<b>Year to Date Tot</b>	<b>Year to Date Avg</b>	<b>Comments</b>
Med-High	<b>Assault Totals</b>	<b>34</b>	<b>32.50</b>	<b>31.49</b>	12/31/08	<b>1291</b>	<b>31.49</b>	
	<i>Felony Assault</i>							
	<i>Misdemeanor Assault</i>							
Med-High	<b>Burglary/Breaking &amp; Entering - Totals</b>	<b>52</b>	<b>59.25</b>	<b>51.29</b>	12/31/08	<b>2103</b>	<b>51.29</b>	
Med-High	<b>Commercial</b>	9	9.50	8.12	12/31/08	333	8.12	2 suspects caught in Car Audio Burg Emerson Garfield burg suspect apprehended Concentration in Hillyard (4)
Med-High	<b>Residential</b>	33	34.25	31.80	12/31/08	1304	31.80	
Med-High	<b>Garage</b>	10	15.50	11.37	12/31/08	466	11.37	
Med-High	<b>Malicious Mischief</b>	<b>35</b>	<b>40.00</b>	<b>44.95</b>	12/31/08	<b>1843</b>	<b>44.95</b>	
Med-High	<b>Embezzlement</b>	<b>0</b>	<b>0</b>	<b>0.07</b>	12/31/08	<b>3</b>	<b>0.07</b>	
Low-Med	<b>Forgery/Fraud Offenses</b>	<b>19</b>	<b>21.75</b>	<b>20.95</b>	12/31/08	<b>859</b>	<b>20.95</b>	
	<i>False Pretenses/Swindle/Conf Game</i>							
	<i>Credit Card/A.T.M. Fraud</i>							
	<i>Impersonation</i>							
	<i>Welfare Fraud</i>							
	<i>Wire Fraud</i>							
High	<b>Homicide</b>	<b>0</b>	<b>0.5</b>	<b>0.23</b>	1/1/71	<b>8</b>	<b>0.20</b>	
	<i>Murder &amp; Negligent Manslaughter</i>							
	<i>Negligent Manslaughter</i>							
	<i>Justifiable Homicide</i>							
Med-High	<b>Kidnapping/Abduction</b>	<b>0</b>	<b>0.50</b>	<b>0.41</b>	12/31/08	<b>17</b>	<b>0.41</b>	
Med	<b>Theft/Larceny</b>	<b>193</b>	<b>184.25</b>	<b>174.44</b>	12/31/08	<b>7152</b>	<b>174.44</b>	
	<i>Pocket-picking</i>							
	<i>Purse Snatching</i>							
	<i>Shoplifting</i>							
	<i>Theft from Building</i>							
	<i>Theft from Coin-Operated Machine</i>							
High	<b>Vehicle Prowling (Theft from Vehicle)</b>	96	84.50	83.05	1/2/02	3427	83.59	
	<i>Theft of Motor Vehicle Parts</i>							
Med	<b>All Other Larceny</b>	97	99.75	90.85	12/31/08	3725	90.85	
High	<b>Motor Vehicle Theft</b>	<b>31</b>	<b>35.75</b>	<b>31.41</b>	12/31/08	<b>1288</b>	<b>31.41</b>	
Med-High	<b>Robbery</b>	<b>6</b>	<b>8.00</b>	<b>6.83</b>	12/31/08	<b>280</b>	<b>6.83</b>	
High	<b>Bank</b>	0	0.00	0.00	12/31/08	0	0.00	2 coffee stand robberies (coffee stand burgs in SCO)
Med-High	<b>Carjacking</b>	0	0.25	0.20	12/31/08	8	0.20	
Med-High	<b>Commercial</b>	3	0.75	1.12	12/31/08	46	1.12	
Med-High	<b>Invasion</b>	0	0.25	0.37	12/31/08	15	0.37	
Med-High	<b>Purse Robbery</b>	1	0.75	0.39	12/31/08	16	0.39	Juvenile suspect apprehended in purse snatch
Med-High	<b>Shoplifting Robbery</b>	1	1.00	0.66	12/31/08	27	0.66	
Med-High	<b>Strongarm</b>	1	5.00	4.10	12/31/08	168	4.10	
Med	<b>Sex Offenses - Forcible</b>	<b>2</b>	<b>3.50</b>	<b>3.53</b>	7/15/09	<b>53</b>	<b>3.53</b>	
Med	<i>Forcible Rape</i>	1	1.25	1.27	7/15/09	19	1.27	
Med	<i>Sexual Assault w/ an Object</i>	1	0.00	0.67	7/15/09	10	0.67	
Med	<i>Forcible Fondling</i>	0	2.25	1.60	7/15/09	24	1.60	
Med	<b>Sex Offenses - Nonforcible</b>	<b>1</b>	<b>1.5</b>	<b>1.00</b>	7/15/09	<b>15</b>	<b>1.00</b>	
Med	<i>Incest</i>	0	0.5	0.13	7/15/09	2	0.13	
Med	<i>Statutory Rape</i>	1	1	0.87	7/15/09	13	0.87	
Low	<b>Stolen Property Offenses (Traf, Rec, etc)</b>	<b>0</b>	<b>2.00</b>	<b>1.63</b>	12/31/08	<b>67</b>	<b>1.63</b>	
Low	<b>Weapon Law Violations</b>							
Med	<b>Disorderly Conduct</b>	<b>4</b>	<b>4.00</b>	<b>6.12</b>	12/31/08	<b>251</b>	<b>6.12</b>	
High	<b>Driving Under the Influence</b>	<b>18</b>	<b>12.75</b>	<b>13.33</b>	6/10/09	<b>240</b>	<b>13.33</b>	

**Weekly A.I.M. Crime Statistics**

<b>Reliability</b>	<b>Crime Type</b>	<b>Week: 10/13/09-10/19/09</b>	<b>Previous 4 Wk Avg</b>	<b>Historical Average</b>	<b>His Avg Length</b>	<b>Year to Date Tot</b>	<b>Year to Date Avg</b>	<b>Comments</b>
Med-High	<b>Assault Totals</b>	32	31.25	31.50	12/31/08	1323	31.50	
	<i>Felony Assault</i>							
	<i>Misdemeanor Assault</i>							
Med-High	<b>Burglary/Breaking &amp; Entering - Totals</b>	54	60.50	51.36	12/31/08	2157	51.36	
Med-High	<b>Commercial</b>	12	9.25	8.21	12/31/08	345	8.21	Commercial burgs are also higher than normal
Med-High	<b>Residential</b>	22	35.75	31.57	12/31/08	1326	31.57	
Med-High	<b>Garage</b>	20	15.50	11.57	12/31/08	486	11.57	Garage burglaries are high again for NE
Med-High	<b>Malicious Mischief</b>	35	41.25	44.71	12/31/08	1878	44.71	
Med-High	<b>Embezzlement</b>	0	0	0.07	12/31/08	3	0.07	
Low-Med	<b>Forgery/Fraud Offenses</b>	18	20.25	20.88	12/31/08	877	20.88	
	<i>False Pretenses/Swindle/Conf Game</i>							
	<i>Credit Card/A.T.M. Fraud</i>							
	<i>Impersonation</i>							
	<i>Welfare Fraud</i>							
	<i>Wire Fraud</i>							
High	<b>Homicide</b>	0	0.50	0.23	1/1/71	8	0.19	
	<i>Murder &amp; Negligent Manslaughter</i>							
	<i>Negligent Manslaughter</i>							
	<i>Justifiable Homicide</i>							
Med-High	<b>Kidnapping/Abduction</b>	1	0.50	0.43	12/31/08	18	0.43	
Med	<b>Theft/Larceny</b>	194	191.50	174.90	12/31/08	7346	174.90	Thefts are at or a little above the 4 year average for same time period
	<i>Pocket-picking</i>							
	<i>Purse Snatching</i>							
	<i>Shoplifting</i>							
	<i>Theft from Building</i>							
	<i>Theft from Coin-Operated Machine</i>							
High	<b>Vehicle Prowling (Theft from Vehicle)</b>	104	91.25	83.05	1/2/02	3531	84.07	NW and NE showed the brunt of vehicle prowling
	<i>Theft of Motor Vehicle Parts</i>							
Med	<b>All Other Larceny</b>	90	100.25	90.83	12/31/08	3815	90.83	
High	<b>Motor Vehicle Theft</b>	44	37.75	31.71	12/31/08	1332	31.71	
Med-High	<b>Robbery</b>	10	7.25	6.90	12/31/08	290	6.90	Robberies are higher than normal
High	<b>Bank</b>	0	0.00	0.00	12/31/08	0	0.00	
Med-High	<b>Carjacking</b>	0	0.25	0.19	12/31/08	8	0.19	
Med-High	<b>Commercial</b>	2	1.50	1.14	12/31/08	48	1.14	
Med-High	<b>Invasion</b>	1	0.25	0.38	12/31/08	16	0.38	
Med-High	<b>Purse Robbery</b>	0	0.75	0.38	12/31/08	16	0.38	
Med-High	<b>Shoplifting Robbery</b>	0	0.75	0.64	12/31/08	27	0.64	
Med-High	<b>Strongarm</b>	7	3.75	4.17	12/31/08	175	4.17	Strongarm robberies have increased and need to be addressed
Med	<b>Sex Offenses - Forcible</b>	5	3.50	3.63	7/15/09	58	3.63	
Med	<i>Forcible Rape</i>	2	1.25	1.31	7/15/09	21	1.31	
Med	<i>Sexual Assault w/ an Object</i>	1	0.25	0.69	7/15/09	11	0.69	
Med	<i>Forcible Fondling</i>	2	2.00	1.63	7/15/09	26	1.63	
Med	<b>Sex Offenses - Nonforcible</b>	2	1.25	1.06	7/15/09	17	1.06	
Med	<i>Incest</i>	0	0.25	0.13	7/15/09	2	0.13	
Med	<i>Statutory Rape</i>	2	1	0.94	7/15/09	15	0.94	
Low	<b>Stolen Property Offenses (Traf, Rec, etc)</b>	3	1.50	1.67	12/31/08	70	1.67	
Low	<b>Weapon Law Violations</b>							
Med	<b>Disorderly Conduct</b>	11	4.00	6.24	12/31/08	262	6.24	Disorderly conduct is also on the increase especially in the downtown area
High	<b>Driving Under the Influence</b>	3	13.25	12.79	6/10/09	243	12.79	

**Weekly A.I.M. Crime Statistics**

<b>Reliability</b>	<b>Crime Type</b>	<b>Week: 10/20/09-10/26/09</b>	<b>Previous 4 Wk Avg</b>	<b>Historical Average</b>	<b>His Avg Length</b>	<b>Year to Date Tot</b>	<b>Year to Date Avg</b>	<b>Comments</b>
Med-High	<b>Assault Totals</b>	26	30.25	31.37	12/31/08	1349	31.37	
	<i>Felony Assault</i>							
	<i>Misdemeanor Assault</i>							
Med-High	<b>Burglary/Breaking &amp; Entering - Totals</b>	55	59.25	51.44	12/31/08	2212	51.44	9 ATM Thefts/Burglary city/county since 10/8 (Thur/Wed 0400-0600 most active time)
Med-High	<b>Commercial</b>	7	9.25	8.19	12/31/08	352	8.19	
Med-High	<b>Residential</b>	32	31.50	31.58	12/31/08	1358	31.58	
Med-High	<b>Garage</b>	16	18.50	11.67	12/31/08	502	11.67	
Med-High	<b>Malicious Mischief</b>	35	41.50	44.49	12/31/08	1913	44.49	
Med-High	<b>Embezzlement</b>	0	0	0.07	12/31/08	3	0.07	
Low-Med	<b>Forgery/Fraud Offenses</b>	22	21.25	20.91	12/31/08	899	20.91	
	<i>False Pretenses/Swindle/Conf Game</i>							
	<i>Credit Card/A.T.M. Fraud</i>							
	<i>Impersonation</i>							
	<i>Welfare Fraud</i>							
	<i>Wire Fraud</i>							
High	<b>Homicide</b>	0	0.50	0.23	1/1/71	8	0.19	
	<i>Murder &amp; Negligent Manslaughter</i>							
	<i>Negligent Manslaughter</i>							
	<i>Justifiable Homicide</i>							
Med-High	<b>Kidnapping/Abduction</b>	0	0.75	0.42	12/31/08	18	0.42	
Med	<b>Theft/Larceny</b>	195	191.00	175.37	12/31/08	7541	175.37	Totals are still higher than normal, but bigger priorities currently exist
	<i>Pocket-picking</i>							
	<i>Purse Snatching</i>							
	<i>Shoplifting</i>							
	<i>Theft from Building</i>							
High	<b>Vehicle Prowling (Theft from Vehicle)</b>	103	96.50	83.10	1/2/02	3634	84.51	
	<i>Theft of Motor Vehicle Parts</i>							
Med	<b>All Other Larceny</b>	92	94.50	90.86	12/31/08	3907	90.86	
High	<b>Motor Vehicle Theft</b>	61	38.75	32.40	12/31/08	1393	32.40	Highest total of the year (previous was 48 four weeks ago)
Med-High	<b>Robbery</b>	7	7.50	6.91	12/31/08	297	6.91	2 Quiznos robberies & Subway robbery
High	<b>Bank</b>	0	0.00	0.00	12/31/08	0	0.00	
Med-High	<b>Carjacking</b>	0	0.25	0.19	12/31/08	8	0.19	
Med-High	<b>Commercial</b>	3	2.00	1.19	12/31/08	51	1.19	
Med-High	<b>Invasion</b>	0	0.25	0.37	12/31/08	16	0.37	
Med-High	<b>Purse Robbery</b>	0	0.25	0.37	12/31/08	16	0.37	
Med-High	<b>Shoplifting Robbery</b>	0	0.75	0.63	12/31/08	27	0.63	
Med-High	<b>Strongarm</b>	4	4.00	4.16	12/31/08	179	4.16	
Med	<b>Sex Offenses - Forcible</b>	4	3.75	3.65	7/15/09	62	3.65	
Med	<i>Forcible Rape</i>	2	1.50	1.35	7/15/09	23	1.35	
Med	<i>Sexual Assault w/ an Object</i>	1	0.50	0.71	7/15/09	12	0.71	
Med	<i>Forcible Fondling</i>	1	1.75	1.59	7/15/09	27	1.59	
Med	<b>Sex Offenses - Nonforcible</b>	1	1.25	1.06	7/15/09	18	1.06	
Med	<i>Incest</i>	1	0.25	0.18	7/15/09	3	0.18	
Med	<i>Statutory Rape</i>	0	1	0.88	7/15/09	15	0.88	
Low	<b>Stolen Property Offenses (Traf, Rec, etc)</b>	5	1.00	1.74	12/31/08	75	1.74	3 incidents were recovered prop from pawnshops; The others were family related
Low	<b>Weapon Law Violations</b>							
Med	<b>Disorderly Conduct</b>	3	5.50	6.16	12/31/08	265	6.16	
High	<b>Driving Under the Influence</b>	8	11.25	12.55	6/10/09	251	12.55	

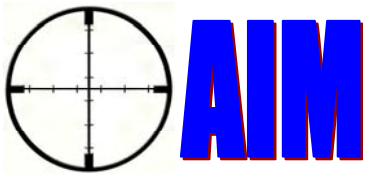
# Spokane Police Department Accountability Information Management

Department Response



SERVICE PRIDE DEDICATION





## AIM Meeting Wednesday, October 7, 2009


Attendance: A/C Nicks, Major Stephens, Major Johnson, Captain Braun, Lt. Arleth, Lt. Drollinger, Lt. McGovern, Lt. Richards, Lt. Olson, Sgt. Cummings, Sgt. Dobrow, PIO DeRuwe, Ryan Shaw, David Lund, Carly Cortright, and Tyler Doucet.

Absent: Chief Kirkpatrick, Captain Winkey, Major Moberly, Lt. Scalise, Lt. Walker, Lt. Mullennix, Karl Thompson, Larry Stevens, Tom Michaud, and Jason Franklin.

### Assessment from Prior Week

Lt. Drollinger reported on the West Central issue.

- West Central:
  - There was a K9 arrest on vehicle prowling.
  - There has been an ongoing problem with kids hanging around Dutch Jake Park. Some kids have been kicked out of the park.
  - The community perceives that there is a bigger crime problem than the SPD can show; however, since passing out his card at the community meeting, Lt. Drollinger has only received one call, which he has followed up on.
  - A/C Nicks asked if there had been anymore assaults in the area.
    - Ryan Shaw reported that there had been one at Cannon Park.
    - Recommendation to communicate and follow-up with [REDACTED] on the matter. The situation will continue to be monitored. Recommends that we remain active in the area and keep doing what we've been doing.
  
- [REDACTED] N Monroe:
  - Regarding Malicious Mischief arrest – Suspect has been booked and case assigned to Det. Wuthrich.
    - The case has just been assigned this morning. Will report on more follow-through if needed
  - Will follow-up on the eviction matter. As far as we know, the eviction has not taken place, but the issues stemming from this address have appeared to quite down
  
- Shiloh Hills burglaries:
  - Tom Michaud has put out more information on this matter.
    - Crime Analysis is advising that the burglaries have decreased. There have been similar spikes of burglaries we have dealt with in the past.
  - Lt. Drollinger reported that we must advise the property owner on the Crime Free Multi-House program.
    - NROs should be the liaison for this matter. Request to have Lt. Olson make the offer, and then document that the offer has been made.



## AIM Meeting Wednesday, October 7, 2009

- This is all in an effort for the SPD to assist owners with the crime prevention options available for them.
  
- Club Uno
  - Sgt. JD Anderson is working with the management in an effort to help control the fights that have been breaking out.
    - Snow fencing has been set up in the area, and it seems to be working to keep the crowds in one area.
  - A new Good Neighbor agreement has been established.
  - The Club Uno issue seems to be resolved. If any further issues arise here, the situation will be reevaluated at that time.


Crime Analysis reported on the issue of vehicle theft.

- Vehicle theft:
  - Vehicle theft numbers have dropped back down to more normal levels.
  - Prolific vehicle thief arrested again days after his release from Geiger.
    - Another suspect in that arrest, is possibly responsible for part of the recent surge the previous couple weeks (similar M.O.)
  - Sgt. Cummings reported that patrol arrested a suspect for 2<sup>nd</sup> degree burglary and 2<sup>nd</sup> degree theft in the area of Spokane Wireless at 540 E North Foothills; suspect confessed to have been out vehicle prowling.
    - This arrest may lead to a decrease in prowling; Crime Analysis will monitor

## Crime Trend Debrief

Ryan Shaw reviewed crime stats for week.

- The past week has been “good.”
  - Stats are back down this week to a more normal number.
- There are no urgently pressing issues to report about.
- There has been an arrest made in the vehicle prowling issue by a local daycare. The issue seems to have been resolved with the arrest.
- Burglary/Vehicle prowling in the Northwest area:
  - Arrest has been made for burglary at [REDACTED] N. Whitehouse.
  - Suspect may be responsible for numerous other incidents



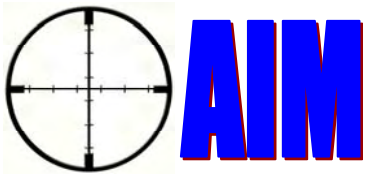
## Weekly SPD Wrap-Up

- Lt. Richards:
  - Provided an update regarding a cocaine investigation
- Lt. Olson:
  - NROs are spending time at the Spokane Transit Authority plaza. More involvement and resources will be dedicated there.
  - The skate parks, including the Parks Department involvement, continue to be a problem issue. Skate park activity has slowed down, and perhaps the skate parks will be eventually moved to another location.
- Lt. Drollinger:
  - There is a new \$5.6 million concrete/asphalt project in Hillyard district that we need more information about concerning its status and damage.
  - Concerning traffic, there has been a series of pedestrian emphasis patrols in the GU district.
- Lt. McGovern:
  - SPD has identified the [REDACTED] suspect in the [REDACTED] robbery.
- Sgt. Dobrow:
  - Prostitution
    - SPD needs to put more pressure on prostitutes/johns and uphold a zero-tolerance policy
    - A different, more proactive approach needs to be taken in regard with prostitution.
  - SPD has been photographing identified transients downtown. Patrols need to be made aware of this, and the photo files need to be made readily available to them.
- Major Stephens
  - Major Stephens emphasized the need to effectively capture and log the number of all citizen complaints to the SPD.
  - Emphasized the need to respond specifically to the complaints.
  - Must document and show proof of our responses to citizen complaints to make known to the public that the SPD is responding to the needs/complaints of the public.

## Action Plan – For Wednesday, October 14, 2009

Lt. Drollinger will report on the asphalt project in Hillyard.

- Follow up on the project's progress and assess any damages that have occurred.



## AIM Meeting Wednesday, October 14, 2009

Attendance: Chief Kirkpatrick, A/C Nicks, Major Stephens, Major Johnson, Major Moberly, Captain Winkey, Captain Braun, Lt. Arleth, Lt. Walker, Lt. Drollinger, Lt. McGovern, Lt. Richards, Lt. Olson, Sgt. Cummings, Sgt. Giannetto, PIO DeRuwe, Tom Michaud, Larry Stevens, David Lund, Carly Cortright, and Tyler Doucet.

Absent: Lt. Scalise, Lt. Mullennix, Karl Thompson, Ryan Shaw, and Jason Franklin.


### Assessment from Prior Week

- A/C Nicks asked for a follow up on the Hillyard Construction Project; however, Lt. Drollinger was absent and was unable to address any new developments on this issue

### Crime Trend Debrief

Lt. Arleth noted and discussed recent crime trends in the past week.

- Commercial Burglaries:
  - There have been some instances of construction trailers and equipment being burglarized in the past week.
    - Most of the activity has occurred during the night.
    - There was a patrol arrest earlier this week in regard to these commercial burglaries.
  - Two of the commercial burglaries occurred in the same place.
    - Follow up → Crime Analysis will break-down more of these burglary numbers and send them to Sgt. Cummings
  - These commercial burglaries appear to be a problem that the SPD must pay close attention to over the next several weeks.
- Tom Michaud and Sgt. Giannetto discussed the [REDACTED] N Crestline suspect
  - Around 1200 gallons of diesel fuel has been stolen.
  - Case forwarded to CIU
- Crime Analysis reported that there has been a string of coffee shop robberies/burglaries
  - These coffee shop robberies are not only occurring in Spokane itself, but have also been occurring in the county.
  - Lt. McGovern advised Detective Hamond has just started working on these cases, and hopefully we will have an update on the situation by next week's meeting.
- Crime Analysis reported that theft numbers have slightly risen in the past week.
  - The [REDACTED] family has been causing theft problems once again. Items, particularly car audio equipment, has been stolen from stores and then moved onto craigslist.



## AIM Meeting Wednesday, October 14, 2009


Sgt. Cummings reported that overall, **Vehicle theft is down 21.7% this year as compared to last year.**

Tom Michaud reported on the good work Team 4 has been doing regarding burglary:

- Team 4 made an arrest earlier this week on a burglary suspect.
- The team got feedback from the victims that showed support for their response and was receptive to the Team's proactive approach in this matter.


### Weekly SPD Wrap-Up

- Sgt. Cummings:
  - Discussed issues of school security
    - There has been an increase of purse thefts.
    - Suspect is [REDACTED] who is suspected of working with [REDACTED].
    - Video surveillance in several schools throughout the city has proved to be highly successful in capturing and identifying theft suspects in schools.
    - Sgt. Cummings will be keeping a close eye on nursing homes as well in case a similar theft trend begins to emerge
- Lt. Richards:
  - Lt. Richards followed up on the cocaine suspect from last week's meeting.
    - SPD seized cocaine, money, and house from the suspect.
    - The DEA and federal attorney will be taking up the case.
- Sgt. Giannetto:
  - There was an arrest of a transient attempting to assault a clerk inside Bollywood Video and Groceries at 1812 E Sprague Ave.
  - On 5<sup>th</sup> and Monroe, there were two vehicle prowling arrests.
    - Suspects are 18 and 19 years of age.
  - There has been a problem with [REDACTED], who has been making threats and is conducting a march tonight. City Hall has two civil harassment suits against him.
  - Prostitution is still a major concern on Sprague.
  - NROs helped work with property owner to clear out transient camp at [REDACTED] E Sprague
  - There has been some recent drug activity at the Oriental Spa on 100 E Sprague. There is still the option of revoking the spa's business license and shutting it down. Need for follow up from SIU on this issue for next week.
- Lt. Olson:
  - Downtown NROs have been identifying heroin dealings around the House of Charity. Dave Barrett, the House of Charity's Safety Director, needs cell phone in order for SPD to better communicate on this issue.



## AIM Meeting Wednesday, October 14, 2009

- There have been some issues with transients under the freeway. SPD is encouraging people to post “No Trespassing” signs on their property.
- There have been two further complications with the security issue at the North apartments.
  - First, the Crime Free Multi-Housing coincides with management, and there has been a high managerial turnover rate.
  - Second, the managers of the apartments have not been willing to invest in better locks
    - NRO Coffman is working with [REDACTED] in an effort to improve the security of his apartment complexes by encouraging him to improve their locks and to purchase a video surveillance system.
  - NRO Coffman met with the following property owners between October 6<sup>th</sup>-13<sup>th</sup> to discuss the opportunities available to them to better sector their complexes:
    - Vintage Apts. 43 E. Weile; [REDACTED]
      - Having issues with drug dealing, vehicle prowling, vehicle thefts, assaults and robberies
      - Has been advised of multi crime housing but has not attended meetings.
    - Wedgewood Apts. 212 E. Wedgewood; [REDACTED]
      - Having issues with lighting, tenants, and drug dealing
      - Has attended multi crime housing meetings.
    - Graymayre Crossing Apts. 636 E. Magnesium; [REDACTED]
      - Having issues with garage burglaries
      - Has been advised of multi crime housing but has not attended meetings.
    - Douglas Properties— [REDACTED] (manager); Interested in setting up multi crime housing for his staff. Is currently setting up increased patrols and has been discussing redoing several garage locks at the following locations:
      - Cedar Creek Village 1 & 2; 8424 N. Nevada
      - Cedar Springs Estate I; 1015 E. Cozza Dr.
      - Cedar Springs Estate II; 1110 E Cozza Dr.
      - Cedar Springs Estate III; 1011 E Sharpsburg.
      - Cedar Springs Estate IV; 7808 N. Morton.
- Activity around the skate parks and running statues downtown have slowed due in large part to the fact that the cold weather has been driving people away.
- Lt. McGovern:
  - A female suspect has been arrested in relation to the oxycontin robberies at Rite Aid.



## AIM Meeting Wednesday, October 14, 2009

- Most of the suspects that have been stealing oxycontin have been young kids (19-20 years old) and have had no criminal record.
- This suspect is the same one that attempted to rob Rite Aid in the Valley.
- Lt. Walker:
  - The Tech N9ne concert at the Knitting Factory on October 13<sup>th</sup> kept patrol officers busy all night dealing with rowdy crowds and drunk teens
  - South night teams have been working traffic specials to test SECTOR software
    - Requested assistance from Lt. McGovern to utilize Det. Giese to test GPS tracking devices as well

### **OTHER NOTABLE SPD EFFORTS WEEK OCT 7-14:**

#### **October 7<sup>th</sup> 2009: Two Suspects Arrested After Car Audio Burglary**

- Spokane Police Officers and Detectives arrested 2 suspects in connection with the burglary of Kelly's Custom Car Audio in the 5500 block of N. Market. The suspects used a vehicle to ram a gate at the business and a very large amount of stereo equipment was stolen.
- Officers Tamie Johnson and Deanna Schmidt followed up on evidence left at the scene. This led them to one residence where they located the first suspect. Jonathon D. Marquiss was found in possession of a handgun.
- The second suspect arrested was Christopher J. Cannata. He was booked for 2nd degree burglary and will also be charged with 1st degree possession of stolen property.

#### **October 9<sup>th</sup>, 2009: Purse Snatcher Arrested**


- Spokane Police Officers arrested a 17-year-old female after a purse snatching in the 5600 block of N. Division. The purse was recovered, and suspect was booked into juvenile for 2nd degree robbery.

#### **October 13<sup>th</sup> 2009: Pair arrested after selling marijuana to security guard**

- Two women were arrested after selling \$20.00 worth of marijuana to a uniformed STA security officer. The STA contacted Ofc. Downing and Ofc. Redmon, who placed the suspects under arrest. Both suspects were booked into Spokane County Jail for Delivery of a Controlled Substance.

#### **October 14<sup>th</sup> 2009: Shooting Suspect Arrested by Spokane Police**

- Spokane Police responded to Deaconess Hospital in regards to a shooting victim. Spokane Police Officers Ron Vantassel and Casey Jones responded and contacted the victim
- Officers spoke to a second victim who was pistol whipped by the same suspect. Officers also spoke to a female witness who identified the suspect as Kyle I Henrickson.



## AIM Meeting Wednesday, October 14, 2009

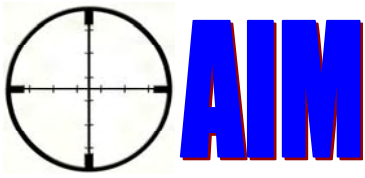
- Spokane Police Officers Vantassel and Jones located Henrickson in the 6500 block of N Walnut St and arrested him for 2 counts of 1st Degree Assault. Officers were able to locate the handgun used in the crime. Henrickson was booked into Spokane County Jail for the 2 counts of 1st Degree Assault.

### October 14<sup>th</sup>, 2009: **Robbery Suspect Arrested**

- On September 27, 2009, at approximately 11:30pm, a female suspect entered the Rite Aid Pharmacy, 5520 N. Division, and handed the pharmacy clerk a note, demanding oxycontin.
- The female suspect fled the scene. She was later identified as Ariel Arrieta. Late Oct 13th, Arietta was arrested by Major Crimes detectives and booked into jail for 1st degree Robbery.
- Arrieta is also a suspect in the Monday night Wandermere Rite Aid Pharmacy attempted robbery. That robbery is being investigated by Spokane County Sheriff's detectives.

### **Action Plan – For Wednesday, October 14, 2009**

- Follow up from last week on Hillyard Construction site from Lt. Drollinger
- Follow up on commercial construction burglaries (Crime Analysis will take lead):
  - What updates, if any, are there on these burglaries?
  - Have there been any further arrests?
  - Any new information from Crime Analysis?
- Coffee Stand Robberies (Lt. McGovern will provide update):
  - Have there been any arrests made regarding this issue in the past week?
  - Have there been any further robberies in additional coffee shops?
- Oriental Spa 100 E Sprague (Lt. Richards will take point and coordinate SIU to work with NROs and Ofcr. Hewitt):
  - Has there been any further drug activity in the past week?
  - Has it been deemed necessary to revoke the Oriental Spa's business license?
- Pawn Shop Ordinance (Sgt. Cummings will take lead)
  - Review County's Ordinance and investigate adopting language to present to Spokane City Council



## AIM Meeting Wednesday, October 21, 2009


Attendance: Chief Kirkpatrick, A/C Nicks, Major Stephens, Major Johnson, Captain Winkey, Captain Braun, Lt. Arleth, Lt. Walker, Lt. McGovern, Lt. Richards, Lt. Olson, Lt. Scalise, Sgt. Cummings, Larry Stevens, David Lund, Carly Cortright, and Tyler Doucet.

Absent: Major Moberly, Lt. Mullennix, Lt. Drollinger, PIO DeRuwe, Tom Michaud, Karl Thompson, Ryan Shaw.

### Assessment from Prior Week

A/C Nicks briefly addressed Monday's AIM presentation with city council, who is pleased with the results AIM has been producing.

- Hillyard Construction Site
  - Lt. Drollinger was absent. There is still no update on the construction site. There will be a follow up on this issue for next week's meeting.
- Commercial Burglaries
  - Yamada's team made some arrests on the October 19<sup>th</sup> in relation to the burglaries.
  - Still no new information due to limited resources in Crime Analysis this week; however, the commercial burglaries are still occurring at a relatively high rate.
  - A/C Nicks inquired if anything further has been forwarded to investigations.
    - Sgt. Cummings reported that Ofc. Coleman has been working on further investigations, including the case on [REDACTED], who has been arrested.
  - There will be another follow up on these burglaries for next week from Sgt. Cummings and Crime Analysis.
- Coffee Stand Robberies
  - It is suspected that the same individuals who have been robbing Spokane coffee shops have also been robbing coffee shops in Coeur d'Alene.
  - Individual suspects in connection to these robberies have not been identified at this time due in some degree to the lack of video surveillance of the robberies.
  - Lt. McGovern reported that Detective Hamond is still working with Coeur d'Alene PD on their coffee stand robberies.
- 213 E Sprague Oriental Spa
  - SPD continues to closely monitor drug activity at the Oriental Spa as well as around the Rainbow Tavern.
  - SPD will vary the time of day these locations are monitored to see if any further drug activity ensues.
- House of Charity




## AIM Meeting Wednesday, October 21, 2009

- Heroin dealing activity has slowed down. Patrol increases in the area seem to be pushing away illegal activity.
- The House of Charity will continue to be monitored in the next several weeks for any further activity.
- Pawn Shop Ordinance
  - Sgt. Cummings reported that the Pawn Shop Ordinance is an ongoing project that will take months to develop.
  - Monthly updates will be kept on this project (next update → 3<sup>rd</sup> week of November)

### Crime Trend Debrief

Larry Stevens presented this week's crime trends from Crime Analysis.

- Vehicle Prowling
  - Vehicle prowling continues to be a problem that runs hand in hand with vehicle theft.
  - Overall, vehicle thefts are down from 2008; however, vehicle prowling is still quite high.
  - Prowling is mainly occurring up in the Northern districts of Spokane, especially around apartment complexes at night.
  - A/C Nicks asserted that more public awareness is needed for prevention matters on this issue.
  - Follow up is needed next week on vehicle prowling.
- Robbery
  - Robbery numbers continue to be high.
  - In particular, there are a high number of strongarm robberies that occurred this past week mostly in the downtown area.
    - Two potential suspects have been identified; however, Chief Kirkpatrick is concerned that SPD does not have adequate descriptions of our robbery suspects.
      - A/C Nicks agreed with Chief Kirkpatrick and added that patrol must do a better job obtaining proper time of day descriptions.
  - Follow up is needed next week on any further developments in these strongarm cases.
- Disorderly Conduct
  - Disorderly conduct is still occurring at a high level downtown.
  - This has placed a significant burden on local businesses. For example, one downtown restaurant had a problem with panhandlers coming off the streets and inside the restaurant.
- Burglary



## AIM Meeting Wednesday, October 21, 2009

- Garage burglaries are still occurring at a high rate.
- The same groups of people are most likely committing the majority of these crimes.


A/C Nicks specifically identified two problem neighborhoods over the past week → Nevada Lidgerwood and Shiloh Hills

- A/C Nicks indicated that Captain Braun will take the lead on these target neighborhoods in an effort to drive down overall crime rates.
  - A/C Nicks emphasized the need to properly utilize SPD resources to make a significant impact on reducing the crime rates in our targeted neighborhoods.
  - Chief Kirkpatrick asked for possible suggestions on how to better facilitate this goal.
    - Captain Braun and Lt. Walker suggested utilizing patrolmen in low-risk districts to help out in high-risk districts.
    - Chief Kirkpatrick suggested that crime charts from Crime Analysis be made readily available to patrolmen so they can better identify high-risk neighborhoods.
  - A follow up plan for next week will be necessary for this project.

### Weekly SPD Wrap-Up


NRO:

- [REDACTED] S. Canyon Woods Lane
  - Last week they were hit with obscene gang graffiti on some construction equipment that has sat there for well over a year without being used.
  - Ofc. Draper has spoken to the owner about removing the graffiti as well as moving the semi trailer that has been targeted.
- [REDACTED] E. 35<sup>th</sup>
  - Former drug house and flop house. The house is bank owned and is now boarded up across the back where entry was being made.
- [REDACTED] W. 8<sup>th</sup>
  - This house has been previously boarded up. As of last week, the basement window was open and people were staying in the basement.
  - The garage off the alley was also originally boarded and there was a bedroll there. It is now re-boarded. This house is also bank owned. The upstairs unit is still occupied. Only the lower unit is boarded and is problematic.
- [REDACTED] E. 36<sup>th</sup>
  - Apartment managers and neighbors have been complaining of drug trafficking.
  - Neighbors are reporting lots of short stay drive up traffic during the day into the evening hours.
- Northtown Mall



## AIM Meeting Wednesday, October 21, 2009

- Ofc. Taylor has been meeting with Gary Hayes, the mall security director, on implementing a new program to reduce crime at the mall during the holiday season.
- [REDACTED] N Lincoln #8
  - Resident has been allowing felons to hang out at the apartment for the purpose of dealing drugs. Must keep an eye on this residence.
- [REDACTED] W Sharp
  - Resident has been dealing dope out of this house. Must keep an eye on this residence.
- [REDACTED] N Monroe
  - Ofc. Taylor has visited this house, and it is indeed still vacant. [REDACTED] is still at Geiger Corrections Facility.
  - Owner is looking to sell the house.
- Barnes Road
  - People have been driving off the dead end of the road and into the woods to drive recklessly, litter, and party.
  - Ofc. Taylor has contacted city engineering, and they are discussing how to barricade the road to stop the trespassing.
- [REDACTED] S Sherman
  - This house has generated nearly 200 CFS since 2006.
  - The house has been served with a chronic nuisance and the owner, [REDACTED], has received 2 citations and is awaiting trial.
- 1905 E Mission (Mission Food Mart)
  - There have been noise issues with this gas station, particularly with kids blaring their car stereos.
  - Nearby neighbors have been complaining and are having ongoing talks with the owners of the gas station to resolve this issue.
- [REDACTED] S Richard Allen Ct. [REDACTED]
  - Tenant [REDACTED] has made nearly 180 911 calls since February 2009 which has resulted in numerous patrol responses. She has also been harassing 911 operators.
  - Ofc. Strassenberg has met with [REDACTED] to discuss her eviction.
- [REDACTED] E 1<sup>st</sup>
  - Multiple apartments have been involved in drug sales; SIU has hit one such apartment.
  - Ofc. Strassenberg is working with the apartment manager to evict the other problem apartments.
- E Sprague
  - E Sprague has had ongoing problems with prostitution.
  - Ofc. Strassenberg has been in contact with local business owners to address this problem.



## AIM Meeting Wednesday, October 21, 2009


- Spokane Transit Authority
  - There have been several complaints of marijuana sales taking place in and around the STA, and four arrests have been made in the past week.
  - There have also been complaints of a blue Chevy suburban that has been picking up contacts and making drug sales. Ofc. Redmon will attempt to make a stop on the suspect this week.
- Post and Sprague
  - Local businesses in the area have been complaining of smoking and loitering in the area. The area will continue to be closely monitored.
- House of Charity
  - There have been complains of heroin use and sales around the Spokane House of Charity. The area will continue to be heavily patrolled and monitored.
- ■■■ E. Ermina
  - Neighbors have been complaining of loud parties and short stay traffic. The house will be closely monitored.
- ■■■ E. Indiana
  - Arrests and protection orders have been issued at this location in response to complaints of domestic violence and fights.
  - Ofc. Thomas is working with the landlord to resolve these issues.
- ■■■ E. Lacrosse
  - There have been complaints of drug trafficking, and the location will be closely monitored.
- Ofc. Coffman has made contact with the following apartment complexes in regards to their issues with vehicle thefts and prowling:
  - Lyons Crest Apartments - 6616 N Addison St
  - Lyons Ridge Apartments- 40 E Pineridge Ct
  - Lyons Glen Apartments - 6616 N Addison St
  - Rosewood Club Apartments - 401 E Magnesium Rd
  - Center Court Apartments - 7007 N Nevada St

### Lt. McGovern

- Tim Lucious has been arrested for attempted murder in regards to a shooting that took place at Perry and 7<sup>th</sup> this summer.
- Gonzaga University rape case → suspect still has not been identified.

### Lt. Olson

- Trespassing arrests can now be made with the Parks Department.
  - Paperwork and tracking procedures can be complicated and inefficient for patrols.
  - Lt. Olson and Planning needs to work on developing a solution for better tracking procedures and update AIM on such a solution at next week's meeting.



## AIM Meeting Wednesday, October 21, 2009

### Lt. Richards

- SPD SIU worked with SWAT team to execute a search warrant and seize 40 pounds of marijuana and \$70,000 this past week. This is one of the biggest drug busts in recent memory in Spokane.

### Lt. Walker

- ■■■ S Maple and ■■■ S Fiske → keeping a close eye on these locations in relation to potential drug activity.
- Downtown bar fights are still a concern; SPD will continue to make progress on efforts to limit this activity.
- ■■■ E 39<sup>th</sup> → this problem house will continue to be closely monitored.

### Lt. Arleth


- ■■■ N Monroe house has been finally cleared; the owner is attempting to sell the house in the near future.
- County wide, there have been several ATM rips that have occurred since the October 15<sup>th</sup>. Follow up is needed for next week on any new developments.

### Lt. Scalise

- Sgt. Dobrow's team has been active in relation to freeway issues off I-90 → around fifty citations have been issued.


## Action Plan – For Wednesday, October 28, 2009

- Follow up on any updates from the Hillyard Construction site (Lt. Drollinger will take lead).
- Follow up on commercial construction burglaries (Sgt. Cummings will take lead):
  - What updates, if any, are there on these burglaries?
  - Have there been any further arrests?
  - Any new information from Crime Analysis?
- Coffee Stand Robberies (Lt. McGovern will provide update):
  - Are there any new developments/arrests in relation to these robberies?
  - Any further news on possible connections to the robberies in Coeur d'Alene?
- Vehicle Prowling Update (Crime Analysis will take lead)
  - Have vehicle theft/prowling numbers improved at all over the past week?
- Strongarm Robberies (Crime Analysis and Lt. McGovern will take lead)
  - Has there been a reduction in strongarm robberies over the past week?
  - Have there been any arrests made in relation to possible suspects in strongarm cases from last week?



## AIM Meeting Wednesday, October 21, 2009

- Crime Analysis will send out update as soon as possible.
- Overall Crime Reduction in Nevada-Lidgerwood and Shiloh Hills (Capt. Braun will take lead)
  - Develop and implement strategies for crime reduction in these neighborhoods
- Parks Trespass List (Lt. Olson and Planning will take lead)
  - Develop a tracking database for individuals trespassed from city parks.
- ATM Rips (Crime Analysis will take lead)
  - Are there any new developments or suspect leads?



## AIM Meeting Wednesday, October 28, 2009

Attendance: A/C Nicks, Major Stephens, Major Johnson, Major Moberly, Captain Braun, Lt. Walker, Lt. Drollinger, Lt. Richards, Lt. Olson, Lt. Scalise, Sgt. Faddis, Sgt. Arnzen, Tom Michaud, Karl Thompson, Ryan Shaw, Larry Stevens, Molly Prenger, David Lund, Carly Cortright, and Tyler Doucet.

Absent: Chief Kirkpatrick, Captain Winkey, Lt. Arleth, Lt. McGovern, Lt. Mullennix, Sgt. Cummings, PIO DeRuwe.

### Assessment from Prior Week

Lt. Drollinger provided an update on the Hillyard Construction site

- The construction project is still on-going.
- Teri Stripes has been contacted in regards to an update on the site, and Lt. Drollinger is waiting for her response.
- We will continue to follow up on this project over the next several weeks.

Major Stephens and Crime Analysis provided an update on the commercial construction burglaries that took place over the past couple weeks

- Major Stephens indicated that there are no further significant updates.
- Crime Analysis reported that the burglaries are still a problem. Additionally, larger commercial products have been stolen.
- We will continue to follow up on this issue in next week's meeting.

Major Stephens provided an update on the Coffee Stand Robberies over the past couple weeks.


- Major Stephens indicated that the cases have been assigned and that investigations will continue.
- Crime Analysis is working to discover similarities between the coffee stand robberies and the Quiznos robberies this past week.

- Currently, there are some similarities between the two cases; [REDACTED]

- [REDACTED]

Crime Analysis provided an update on the increase in vehicle prowling over the past several weeks.

- Prowling rates are still above average and similar to the numbers reported for last week. Spokane County has also seen a spike in prowling rates, indicating that this issue is not only plaguing the city of Spokane but rather the county as a whole.
- An increase of public awareness would be significantly helpful on this issue



## AIM Meeting Wednesday, October 28, 2009

- Over the past week, volunteers have worked closely with NRO Coffman to pass out awareness flyers in problem areas up north. (Please see attached page 7).
- SPD has also been involved with interviews with local media outlets such as KXLY to raise public awareness.
- Captain Braun reported that a news release was put out on October 23<sup>rd</sup> to increase public awareness on the issue of vehicle prowling.
- Lt. Walker has put together a weekend patrol plan to keep a close eye on the problematic prowling areas such as Shiloh Hills.

Lt. Olson provided an update on the park trespassing issue from last week.

- Radio has a file that contains all the trespassing information which is made readily available to patrol officers via CAD.
- The Parks Department has indicated its willingness to share its trespassing list with SPD, and radio will update their ongoing list weekly in accordance to the list provided by the Parks Department.

Major Stephens provided an update on the ATM rips from last week.

- SPD detectives Hensley and Storment are working closely with County on these cases.
- Stolen cars have been used in the majority of these rips.
- As of now, there have been 10 ATM rips in recent weeks → 6 in Spokane and 4 in county. The majority of these rips occur on Wednesdays and Thursdays.
- A/C Nicks inquired by what means SPD can contact local business owners about target hardening → perhaps the ATM machines can be moved farther in the back of businesses, making them less accessible to criminals.
  - Major Stephens will take the lead on this issue and coordinate closely with Lt. Olson to provide an update for next week's meeting.

Crime Analysis provided an update on the increase of strongarm robberies from last week.


- Strongarm robbery rates have returned back to normal levels, and the situation from last week seems to be under control.

### Crime Trend Debrief

Crime Analysis and Lt. Walker discussed the robberies that occurred this past week to both Quizno's and Subway

- There has been an increase in robberies occurring to food service businesses such as coffee stands, Quizno's, and Subway
  - At this point in time, it is unsure whether or not the Quizno's and Subway cases are related

- [REDACTED]



## AIM Meeting Wednesday, October 28, 2009

- In addition, Lt. Walker noted that there has been a particular increase in violence in these robberies as many of the suspects have been armed and sometimes assault their victims.
- [REDACTED]
- Follow up will be conducted on these robberies for next week.

### Vehicle Theft:

- Vehicle theft has been dramatically high throughout the past several weeks.
  - Crime Analysis has provided a list of suspects as well as a crime map and matrix pinpointing the locations of vehicle thefts throughout the city.
    - Vehicle theft has been occurring often in the Logan/Gonzaga districts.
  - Crime Analysis is working to establish any possible connections between vehicle thefts and other crimes such as the recent ATM rips (which has used stolen vehicles).
  - There is a high recovery rate (upper 80%) on these motor vehicle thefts.
  - Crime Analysis indicated a need for more detailed information from patrol in regard to vehicle theft to assist their analysis efforts.
  - Follow up will be needed on this issue from the auto theft group for next week's meeting.


### Stolen Property:

- Crime Analysis indicated an increase in stolen property over the past week.
  - There is a low reliability factor on these thefts due to the fact that the majority of the stolen property was found in pawn shops.

## Weekly SPD Wrap-Up

### NRO:

- [REDACTED] W. 1<sup>st</sup> [REDACTED] and [REDACTED]
  - It is suspected that stolen property as well as drugs have been coming and going from this location.
  - Suspects have family at [REDACTED] S. Garfield. Stolen property and drugs have been moving in and out of this residence as well.
- [REDACTED] W. 7<sup>th</sup>
  - This building has been problematic for years, and there has been recent suspicion of heavy drug trafficking at this location.
  - Ofc. Draper will be conducting surveillance on this location during this week.
- [REDACTED] W. 2<sup>nd</sup>
  - There have been complaints of garbage and traffic on the ally at this location. The elderly couple that resides at this location seems to be unaware of any issues.
  - Ofc. Draper has code enforcement gathering the garbage this week.



## AIM Meeting Wednesday, October 28, 2009

- 217 N. Division
  - There has been complaints from the manager of the apartments directly above the bar “Dolce,” where residents stated the noise as Dolce is twice as loud as Fast Eddie’s.
  - Ofc. Draper is working closely with Ofc. Hewitt to resolve this issue.
- [REDACTED] W. 6<sup>th</sup>
  - Multiple businesses in this building hit hard by vandalism, vehicle prowlings, and panhandling.
  - In addition, several windows destroyed by kids throwing rocks.
  - Ofc. Draper is working with the property owner to resolve these issues.

### Lt. Walker:


- Lt. Walker has been allocating any available resources to monitor vehicle thefts and the recent robberies of local businesses.
  - Lt. Walker indicated a lack of resources on the weekends and asked A/C Nicks if it is possible to call in people to work overtime hours to help in this area.
  - A/C Nicks advised that additional overtime hours will be allocated if the crime problem is determined to be a priority and it is agreed upon by the AIM senior staff team. If there is an identified problem issue that needs more resources, it is important to facilitate this need to the best of our ability.
- Lt. Walker has been working to monitor vehicle theft—especially at the apartments on Astor and Carlisle.
- Lt. Walker has been working on the dual Club Uno stabbings and indicated that if the Club isn’t shut down, his teams will need more help dealing with the club on venue nights.
  - When it becomes aware that the issue is gang related, it is important to call GET to the scene. A/C Nicks agreed with this notion.
  - There is a need to be more proactive on these issues. Gang Unit needs to keep tabs on the Knitting Factory’s website on concert dates so SPD knows ahead of time what to expect on these nights so we can plan accordingly.

### Lt. Richards:

- Lt. Richards indicated that the Club Uno incident has had both felony and misdemeanor arrests, and that the suspects will be charged as felonies.
- Lt. Richards did follow up on the Oriental Spa issue. The situation now seems quiet, and we can close this issue for the time being.

### Sgt. Arnzen:

- [REDACTED] S Sherman has been a problem house. NROs are working to abate the property.



## AIM Meeting Wednesday, October 28, 2009

Lt. Olson:

- Downtown NROs are continuing to pursue drug trafficking leads and will continue to do so over the next several weeks.

Lt. Drollinger:

- Vehicle Prowling
  - There is a continued interest to pursue Crime Free Multi Housing at problematic apartment complexes up north; however, there is still the problem of managers not wanting to spend the money to improve security.
    - Lt. Drollinger indicated the need to get the mandated necessary so that apartment managers are required to invest in better security measures and equipment.
    - Planning will conduct research on this issue and develop possible recommendations to resolve this issue.

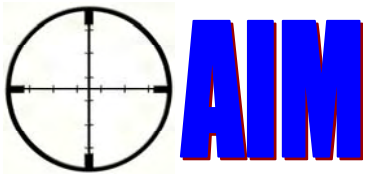
Lt. Scalise:

- Lunch crowd from Lewis and Clark causing problems with congestion in area, including nearby businesses, with issues spilling into skate park
  - Meeting with School District #81 to discuss issue
- NRO Redmon worked with patrol to help corral some of the people to better investigate the State St. Flats arson.

### **OTHER NOTABLE SPD EFFORTS WEEK OCT 21-18:**

October 28<sup>th</sup> 2009: **Double Stabbing at Club Uno**

- One stabbing occurred outside Club Uno at 515 E. Sprague.
  - The 22 year-old victim (and his group of friends) got in an argument with four men outside of the club. The four men began punching the victim, and one man pulled out a knife and stabbed the victim in the chest.
  - Club Uno bouncers chased one of the four suspects, tackled him, and held him until police arrived. Police are still looking for the other three males.
- A second, unrelated stabbing occurred as a result of a fight that broke out near Club Uno.
  - The 35 year-old victim was stabbed in the chest and taken to the hospital for non-life threatening wounds. The Victim was released from the hospital after a few hours.
  - Spokane Police Officers tracked down two suspects that had assaulted the victims prior to the stabbing, and both were booked into jail for assault.



**Action Plan – For Wednesday, Nov 4<sup>th</sup>, 2009**

- Follow up on any updates from the Hillyard Construction site (Lt. Drollinger will take lead).
- Follow up on several on-going investigative cases (Maj. Stephens will serve as point)
  - Commercial construction burglaries/thefts
    - Any updates? Any new information from Crime Analysis? Have there been any further arrests?
  - Commercial robberies (coffee stand, restaurants)
    - Any updates? Any new information from Crime Analysis? Have there been any further arrests?
    - Update on letter to businesses.
  - ATM Rips
    - Are there any new developments or suspect leads?
- Vehicle Theft Update (Crime Analysis group will take lead)
  - Have vehicle theft numbers improved at all over the past week?
- Club Uno incident (Lt. Richards will take lead)
  - Have there been any further arrests?
  - What is Club Uno's status in regard to Good Neighbor Agreement?
  - What proactive measures have been taken to make us better prepared in the future?
- Shiloh Hills emphasis (Capt. Braun will take lead)
  - What proactive measures have we continued to take regarding crime in this area?
- Crime Free Multi Housing (Planning will take lead)
  - What research/information have we gathered on this issue?

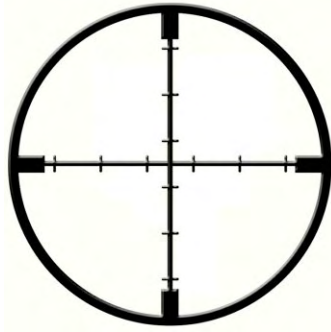


# *Easy Steps to help Stop Vehicle Prowling*



1. Put your junk in the trunk
2. Take your valuables in the house
3. When shopping refer to # 1
4. Park your car in a well lighted and/or in a high traffic area
5. Keep you car doors locked
6. If you see someone in your car call 911
7. Report suspicious activity call 911 (get the suspect's license number)
8. If you have already been prowled (Crime Check 456-2233)

Courtesy of the Spokane Police Department



**AIM**

**Spokane Police Department**  
**Accountability Information Management**

**Personnel Management**

I.A. Reports  
Unit Staffing and In-Field Time



**SERVICE PRIDE DEDICATION**



# Spokane Police Department Accountability Information Management

I.A. Reports



SERVICE PRIDE DEDICATION



# Internal Affairs

	Current Month	Same Month Previous Year	Year To Date	Previous Year Year to Date
<b>Citizen Complaints</b>	7		31	
<b>Internal Complaints</b>	0		8	
<b>Use of Force Application Total</b>	2		35	
<b>Taser</b>	1		8	
<b>LV Neck Restraint</b>	1		12	
<b>K9 Application with Injury</b>	1		13	
<b>Total On-Duty Collisions</b>	3		15	
<b>Legal Intervention</b>	1		1	
<b>Preventable</b>	1		5	
<b>Non-Preventable</b>	1		3	
<b>Cases Closed</b>	3		36	
<b>Proper Conduct Dispostions</b>	0		30	
<b>Unfounded Complainant</b>	5		16	
<b>Improper Conduct Disposition</b>	1		10	
<b>Termination/Resignation</b>	0		0	
<b>Suspension</b>	0		2	
<b>Letter of Reprimand</b>	1		5	
<b>Counseling</b>	0		2	
<b>Training/Policy Failures</b>	0		2	
<b>Changed to Inquiry</b>	0		2	
<b>Insufficient Evidence</b>	2		5	
<b>Commedations</b>	12		71	

# Spokane Police Department Accountability Information Management

Unit Staffing and In-Field Time




SERVICE PRIDE DEDICATION



**Spokane Police Department  
Sick Time Usage**

	October 2009			2009 Total		
	Sick Time	Average per Group	Reason for High Usage	Sick Time	Average per Group	Difference from Dept. Average
<b>Lt. Arleth</b>						
TEAM2	85.36	7.8		950.63	86.4	-4.9
TEAM4	96.03	9.6		1012.84	101.3	10.0
TEAM6	74.36	7.4		1040.19	104.0	12.7
TEAM8	176	16.0	FMLA	2464.43	224.0	132.7
<b>Lt. Scalise</b>						
TEAM1	178.87	16.3	FMLA	2139.1	194.5	103.1
TEAM3	79.69	8.0		1106.55	110.7	19.3
TEAM5	109.03	12.1		855.8	95.1	3.8
TEAM7	10.67	1.2		695.89	77.3	-14.0
<b>Lt. Drollinger</b>						
TEAM10	38.34	3.8		788.66	78.9	-12.5
TEAM12	98.86	9.9		987.57	98.8	7.4
TEAM14	149.38	13.6		986.98	89.7	-1.6
TEAM16	149.38	13.6		980.65	89.2	-2.2
Traffic	203.75	12.0		1558.24	91.7	0.3
<b>Lt. Walker</b>						
K9	32.26	4.0		138.93	17.4	-74.0
TEAM9	160.38	14.6		1616.57	147.0	55.6
TEAM11	67.02	7.4		755.28	83.9	-7.4
TEAM13	111.37	11.1		1077.73	107.8	16.5
TEAM15	139.71	12.7		1238.11	112.6	21.2
<b>Lt. McGovern</b>						
MAJCR	195.5	13.0		795.5	53.0	-38.3
SAU	107.5	8.3		1020.5	78.5	-12.8
<b>Lt. Mullennix</b>						
NIRO/DV	312.75	11.2		2466.25	88.1	-3.2
Property Room	100	14.3		697.75	99.7	8.4
<b>Lt. Richards</b>						
CIU	28	7.0		441.5	110.4	19.1
GET	62	7.8		652	81.5	-9.8
SIU/RDTF	152.5	9.5		1012.25	63.3	-28.1
<b>Lt. Carl</b>						
Academy	175.5	25.1	FMLA	841	120.1	28.8
<b>Lt. Olson</b>						
Community/Vol. Services	10	2.0		539.5	107.9	16.6
A.Auto/Patrol Admin/Fleet	40.5	6.8		326.5	54.4	-36.9
NRO	242.5	30.3	FMLA	1226.83	153.4	62.0
<b>Theresa Giannetto</b>						
RCRD1	47	3.9		689.95	57.5	-33.8
RCRD2	109.8	6.1		1419.6	78.9	-12.4
RCRD3	112.5	14.1		362.9	45.4	-46.0
<b>David Lund, MA</b>						
Planning	11.5	2.9		113	28.3	-63.1
Crime Analysis	36.6	7.3		361.55	72.3	-19.0
<b>Marisa Kurtz</b>						
RADIO1	136	13.6		626.5	62.7	-28.7
RADIO2	27	2.5		469.5	42.7	-48.6
<b>Admin</b>						
Admin Services	65	5.9		1108.58	100.8	9.5
ADMIN/IA/PIO	235.5	21.4	FMLA	596	54.2	-37.1
<b>Department Totals</b>	<b>4168.11</b>	<b>10.5</b>		<b>36161.31</b>	<b>91.3</b>	



**Spokane Police Department**  
**Accountability Information Management**

**Budget Oversight**

Overtime Bank  
Department Spending



**SERVICE PRIDE DEDICATION**



**Spokane Police Department**  
**Accountability Information Management**

Overtime Bank



**SERVICE PRIDE DEDICATION**



Spokane Police Department  
Overtime Usage Bank  
October 2009

	Overtime Bank	OT Hours Used	OT Hours Left	% Used	On-Call Bank	On-Call Hours Used	On-Call Hours Left	% Used
<b>Lt. Arleth</b>								
Bomb/EDU Breaching	550	347.4	202.6	63%	0			
TEAM2	445	100.4	344.6	23%	0			
TEAM4	445	135.9	309.1	31%	0			
TEAM6	445	123.8	321.2	28%	0			
TEAM8	445	91.6	353.4	21%	0			
<b>Lt. Scalise</b>								
SWAT	1800	715.2	1084.8	40%	0			
TEAM1	445	122.6	322.4	28%	0			
TEAM3	445	67.7	377.3	15%	0			
TEAM5	445	75.0	370.0	17%	0			
TEAM7	445	146.0	299.0	33%	0			
<b>Lt. Drollinger</b>								
TEAM10	445	206.0	239.0	46%	0			
TEAM12	445	193.5	251.5	43%	0			
TEAM14	445	171.1	274.0	38%	0			
TEAM16	445	134.9	310.1	30%	0			
Traffic	400	311.2	88.8	78%	325	340	-15	105%
<b>Lt. Walker</b>								
K9	100	133.7	-33.7	134%	0			
<i>K9 requested extra hours as they projected they would go over their bank for the year. The request was granted; for bookkeeping purposes, their bank will show a negative amount and at year's end, the total overage will be deducted from the Emergency Bank.</i>								
TEAM9	445	228.3	216.7	51%	0			
TEAM11	445	104.7	340.3	24%	0			
TEAM13	445	239.5	205.5	54%	0			
TEAM15	445	124.2	320.8	28%	0			
<b>Lt. McGovern</b>								
MAJCR	1350	893.1	456.9	66%	550	776	-226	141%
SAU	175	104.6	70.4	60%	400	527	-127	132%
TAC	250	126.3	123.8	51%	0			
<b>Lt. Mullennix</b>								
NIRO/DV/Admin	275	129.7	145.3	47%				
Property Room	40	23.0	17.0	58%	0			
<b>Lt. Richards</b>								
CIU	100	39.5	60.5	40%	0			
Dignitary	280	52.6	227.4	19%	0			
Gang	1255	55.0	1200.0	4%	0			
Honor Guard	140	60.8	79.3	43%	0			
SIU	800	78.8	721.2	10%	0			
<b>Lt. Carl</b>								
Academy	450	231.4	218.6	51%	0			
Hostage	280	68.4	211.6	24%	0			
<b>Lt. Meidl</b>								
CIT	120	4.0	116	0	0			

Spokane Police Department  
Overtime Usage Bank  
October 2009

	Overtime Bank	OT Hours Used	OT Hours Left	% Used	On-Call Bank	On-Call Hours Used	On-Call Hours Left	% Used
<b>Lt. Olson</b>								
<b>Community Services</b>	60	59.5	0.5	99%	0			
<b>Special Events</b>	2900	3602.8	-702.8	124%	0			
	<i>Special Events requested extra hours as they projected they would go over their bank for the year. The request was granted; for bookkeeping purposes, their bank will show a negative amount once they exceed their allocated amount. At year's end, the total overage will be deducted from the Emergency Bank.</i>							
<b>Volunteer Services</b>	40	42.5	-2.5	106%	0			
	<i>Volunteer Services requested more hours so they could conduct a Co-Op Academy, whose volunteer hours assist in reducing overtime in other areas of the department. The request was granted; for bookkeeping purposes, their bank will show a negative amount. At year's end, the total overage will be deducted from the Emergency Bank.</i>							
<b>NRO</b>	80	23.3	56.7	29%				
<b>Abandoned Auto</b>	0		0.0		0			
<b>Patrol Administration</b>	10	4.5	5.5	45%	0			
<b>Fleet</b>	40	34.7	5.3	87%	0			
<b>Theresa Giannetto</b>								
<b>RCRD1</b>	400	175.0	225.0	44%	0			
<b>RCRD2</b>	400	139.2	260.8	35%	0			
<b>RCRD3</b>	400	89.4	310.6	22%	0			
<b>David Lund, MA</b>								
<b>Crime Analysis</b>	0		0.0	0%	0			
<b>Marisa Kurtz</b>								
<b>RADIO1</b>	1400	1317.0	83.0	94%	1600	1310	290	82%
<b>RADIO2</b>	1400	1010.0	390.0	72%	1600	1232	368	77%
<b>Admin</b>								
<b>ADMIN</b>	285	229.6	55.4	81%	0			
<b>PIO</b>	150	48.2	101.8	32%	0			
<b>Downtown Bike</b>	960	832.7	127.3	87%	0			
<b>Grants (All)</b>	0	2129.4						
<b>Reimbursed (w/o S.E.)</b>	0	1782.6						
<b>LEIS</b>	0				0			

Emergency Bank	Bank	Used	Remaining
<b>Bank Usage</b>	9600		9600

*On-Call used to be rolled into the overtime budget line; effective mid-2009, it is now its own budget line. As such, Traffic, MCU, and SAU are all being allowed to rollover their bank hours since they have enough budgeted in this new budget line.*

# Spokane Police Department Accountability Information Management

## Department Spending



SERVICE PRIDE DEDICATION



**Estimated SPD 2009 Ending Balance  
as of October 31, 2009**

	<b>Budget</b>	<b>YTD Expenditures</b>	<b>Encumbrances</b>	<b>Estimate to Year End</b>	<b>Ending Balance</b>	<b>Percent Used</b>
Salaries/Wages	28,039,971	21,682,545		5,300,000	1,057,426	77%
Non Commission OT	243,200	204,881		60,000	(21,681)	84%
Commission OT	1,187,952	1,011,582		275,000	(98,630)	85%
Deferred Comp	1,188,178	1,045,241		275,000	(132,063)	88%
Misc Add-to-pays	1,372,260	801,756		550,000	20,504	58%
Termination Payouts	0	149,404		75,000	(224,404)	0%
Benefits (med/dent/life)	7,816,241	6,107,729		1,350,000	358,512	78%
M&O (supplies/services)	2,672,567	1,683,293	529,532	450,000	9,742	100%
IG Services	1,820,086	437,034	133,050	1,250,000	2	100%
Capital	1,192,674	588,885	593,879		9,910	99%
IF Services	4,804,709	3,303,380		1,675,000	(173,671)	104%
Operating Transfers Out	1,076,624	760,740		315,884	0	71%
<b>Contra Account</b>	<b>(1,000,000)</b>				<b>(1,000,000)</b>	
<b>Ending Balance</b>	<b>50,414,462</b>	<b>37,776,469</b>	<b>1,256,461</b>	<b>11,575,884</b>	<b>(194,352)</b>	<b>100%</b>

\*\* Assumes using full vehicle replacement budget; vehicle repair/maintenance expenses will exceed budget by ~\$260,000; fuel expenses will be under budget by ~\$80,000.

**Spokane Police Department  
Expenditure Trend Rpt YTD Actuals**

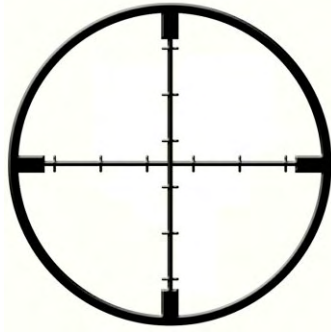
ACCT NO.	DESCRIPTION	Budget	Enc 2009	YTD	Balance	% of 2009 w/o enc	% of 2009 w/ enc
October = 83% of the year							
-							
<b>LAW ENFORCEMENT ADMINISTRATION</b>							
0680 21100 53000	SUPPLIES	\$ 80,141.00	\$ (1,407.36)	\$ 15,484.90	\$ 66,063.46	19.3%	17.6%
0680 21100 54000	OTHER SERVICES & CHARGES	\$ 195,555.00	\$ 41,085.62	\$ 133,714.06	\$ 20,755.32	68.4%	89.4%
<b>INVESTIGATIONS/NIRO</b>							
0680 21211 53000	SUPPLIES	\$ 7,550.00	\$ -	\$ 5,455.62	\$ 2,094.38	72.3%	72.3%
0680 21211 54000	OTHER SERVICES & CHARGES	\$ 14,712.00	\$ -	\$ 6,837.62	\$ 7,874.38	46.5%	46.5%
<b>MAJOR CRIMES</b>							
0680 21212 53000	SUPPLIES	\$ 7,647.00	\$ 93.69	\$ 9,838.70	\$ (2,285.39)	128.7%	129.9%
0680 21212 54000	OTHER SERVICES & CHARGES	\$ 30,870.00	\$ 604.00	\$ 30,762.22	\$ (496.22)	99.7%	101.6%
<b>CIU</b>							
0680 21213 53000	SUPPLIES	\$ 3,300.00	\$ -	\$ 1,811.13	\$ 1,488.87	54.9%	54.9%
0680 21213 54000	OTHER SERVICES & CHARGES	\$ 11,772.00	\$ -	\$ 10,630.69	\$ 1,141.31	90.3%	90.3%
<b>CRIME ANALYSIS</b>							
0680 21215 53000	SUPPLIES	\$ 7,942.00	\$ (0.01)	\$ 2,456.12	\$ 5,485.89	30.9%	30.9%
0680 21215 54000	OTHER SERVICES & CHARGES	\$ 2,235.00	\$ -	\$ 1,707.01	\$ 527.99	76.4%	76.4%
<b>PATROL</b>							
0680 21221 53000	SUPPLIES	\$ 39,698.00	\$ 765.44	\$ 31,867.62	\$ 7,125.15	80.3%	82.2%
0680 21221 54000	OTHER SERVICES & CHARGES	\$ 46,366.00	\$ 2,173.62	\$ 36,769.13	\$ 7,423.25	79.3%	84.0%
<b>K-9</b>							
0680 21222 53000	SUPPLIES	\$ 9,146.00	\$ -	\$ 6,820.41	\$ 2,325.59	74.6%	74.6%
0680 21222 54000	OTHER SERVICES & CHARGES	\$ 11,950.00	\$ -	\$ 9,661.66	\$ 2,288.34	80.9%	80.9%
<b>C.O.P.S.</b>							
0680 21223 53000	SUPPLIES	\$ 400.00	\$ -	\$ 225.13	\$ 174.87	56.3%	56.3%
0680 21223 54000	OTHER SERVICES & CHARGES	\$ 361,278.00	\$ 69,211.63	\$ 265,095.20	\$ 26,971.17	73.4%	92.5%
<b>STEP (Traffic)</b>							
0680 21224 53000	SUPPLIES	\$ 45,666.00	\$ -	\$ 8,711.37	\$ 36,954.63	19.1%	19.1%
0680 21224 54000	OTHER SERVICES & CHARGES	\$ 18,243.00	\$ 246.14	\$ 11,062.91	\$ 6,933.95	60.6%	62.0%
<b>EXTRA DUTY EMPLOYMENT</b>							
0680 21225 54000	OTHER SERVICES & CHARGES	\$ 37,917.00	\$ 8,749.97	\$ 29,188.85	\$ (21.82)	77.0%	100.1%

**Spokane Police Department  
Expenditure Trend Rpt YTD Actuals**

ACCT NO.	DESCRIPTION	Budget	Enc 2009	YTD	Balance	% of 2009 w/o enc	% of 2009 w/ enc
October = 83% of the year							
<b>SIU</b>							
0680 21231 53000	SUPPLIES	\$ 9,750.00	\$ -	\$ 7,473.82	\$ 2,276.18	76.7%	76.7%
0680 21231 54000	OTHER SERVICES & CHARGES	\$ 19,955.00	\$ 3,064.83	\$ 10,323.41	\$ 6,566.76	51.7%	67.1%
<b>CRITICAL INCIDENT MANAGEMENT</b>							
0680 21232 53000	SUPPLIES		\$ -	\$ -	\$ -		
0680 21232 54000	OTHER SERVICES & CHARGES		\$ 42.57	\$ -	\$ (42.57)		
<b>TAC TEAM</b>							
0680 21233 53000	SUPPLIES	\$ 14,479.00	\$ -	\$ 9,812.14	\$ 4,666.86	67.8%	67.8%
0680 21233 54000	OTHER SERVICES & CHARGES	\$ 2,321.00	\$ -	\$ 2,591.00	\$ (270.00)	111.6%	111.6%
<b>INNOVATIVE STRATEGIES</b>							
0680 21234 53000	SUPPLIES	\$ -			\$ -		
0680 21234 54000	OTHER SERVICES & CHARGES	\$ -			\$ -		
<b>EXPLOSIVE DISPOSAL UNIT</b>							
0680 21235 53000	SUPPLIES	\$ 18,842.00	\$ -	\$ 8,746.18	\$ 10,095.82	46.4%	46.4%
0680 21235 54000	OTHER SERVICES & CHARGES	\$ 15,329.00	\$ -	\$ 11,359.35	\$ 3,969.65	74.1%	74.1%
<b>GANG ENFORCEMENT TEAM</b>							
0680 21236 53000	SUPPLIES	\$ 7,451.00	\$ -	\$ 3,273.39	\$ 4,177.61	43.9%	43.9%
0680 21236 54000	OTHER SERVICES & CHARGES	\$ 51,145.00	\$ 2,056.82	\$ 38,793.77	\$ 10,294.41		
<b>SWAT</b>							
0680 21237 53000	SUPPLIES	\$ 19,699.00	\$ -	\$ 20,716.69	\$ (1,017.69)	105.2%	105.2%
0680 21237 54000	OTHER SERVICES & CHARGES	\$ 15,332.00	\$ -	\$ 4,707.57	\$ 10,624.43	30.7%	30.7%
<b>HOSTAGE</b>							
0680 21238 53000	SUPPLIES	\$ 3,200.00		\$ 917.96	\$ 2,282.04	28.7%	28.7%
0680 21238 54000	OTHER SERVICES & CHARGES	\$ 5,300.00	\$ -	\$ 1,310.82	\$ 3,989.18	24.7%	24.7%
<b>AT RISK YOUTH</b>							
0680 21310 54000	OTHER SERVICES & CHARGES			\$ -	\$ -		
<b>DOMESTIC VIOLENCE</b>							
0680 21320 53000	SUPPLIES	\$ 6,373.00	\$ -	\$ 4,213.55	\$ 2,159.45	66.1%	66.1%
0680 21320 54000	OTHER SERVICES & CHARGES	\$ 90,980.00	\$ 8,825.81	\$ 81,032.33	\$ 1,121.86	89.1%	98.8%

**Spokane Police Department  
Expenditure Trend Rpt YTD Actuals**

ACCT NO.	DESCRIPTION	Budget	Enc 2009	YTD	Balance	% of 2009 w/o enc	% of 2009 w/ enc
October = 83% of the year							
<b>VOLUNTEER SERVICES</b>							
0680 21330 53000	SUPPLIES	\$ 8,850.00	\$ (4.62)	\$ 1,211.30	\$ 7,643.32	13.7%	13.6%
0680 21330 54000	OTHER SERVICES & CHARGES	\$ 45,609.00	\$ -	\$ 27,057.37	\$ 18,551.63	59.3%	59.3%
<b>COMMUNITY RELATIONS</b>							
0680 21340 54000	OTHER SERVICES & CHARGES			\$ 74.39	\$ (74.39)		
<b>PLANNING UNIT</b>							
0680 21360 53000	SUPPLIES	\$ 4,050.00	\$ 1,425.40	\$ 1,525.46	\$ 1,099.14	37.7%	72.9%
0680 21360 54000	OTHER SERVICES & CHARGES	\$ 6,047.00	\$ -	\$ 2,252.21	\$ 3,794.79	37.2%	37.2%
<b>TRAINING</b>							
0680 21400 53000	SUPPLIES	\$ 196,014.00	\$ 89,701.95	\$ 80,412.37	\$ 25,899.68	41.0%	86.8%
0680 21400 54000	OTHER SERVICES & CHARGES	\$ 169,383.00	\$ 7,385.21	\$ 80,032.45	\$ 81,965.34	47.2%	51.6%
<b>PROPERTY ROOM</b>							
0680 21910 53000	SUPPLIES	\$ 9,495.00		\$ 6,595.86	\$ 2,899.14	69.5%	69.5%
0680 21910 54000	OTHER SERVICES & CHARGES	\$ 6,235.00	\$ 276.80	\$ 4,857.70	\$ 1,100.50	77.9%	82.3%
<b>PROTECTION SERVICES</b>							
0680 21920 53000	SUPPLIES	\$ 326,982.00	\$ 132,430.28	\$ 181,128.30	\$ 13,423.42	55.4%	95.9%
0680 21920 54000	OTHER SERVICES & CHARGES	\$ 509,638.00	\$ 101,651.98	\$ 388,809.31	\$ 19,176.71	76.3%	96.2%
<b>POLICE RECORDS</b>							
0680 21930 53000	SUPPLIES	\$ 27,947.00	\$ 145.52	\$ 15,136.52	\$ 12,664.96	54.2%	54.7%
0680 21930 54000	OTHER SERVICES & CHARGES	\$ 98,137.00	\$ 54,758.84	\$ 33,361.14	\$ 10,017.02	34.0%	89.8%
<b>COMMUNICATIONS ADMINISTRATION</b>							
0680 28100 53000	SUPPLIES	\$ 21,944.00	\$ 150.00	\$ 18,181.81	\$ 3,612.19	82.9%	83.5%
0680 28100 54000	OTHER SERVICES & CHARGES	\$ 29,740.00	\$ 6,097.75	\$ 19,284.35	\$ 4,357.90	64.8%	85.3%
<b>POLICE</b>		<b>\$ 2,672,615.00</b>	<b>\$ 529,531.88</b>	<b>\$ 1,683,292.87</b>	<b>\$ 459,850.46</b>	<b>63.0%</b>	<b>82.8%</b>



**AIM**

**Spokane Police Department**  
**Accountability Information Management**

**E.L.I. Team Reports**



**SERVICE PRIDE DEDICATION**



**No E.L.I. Reports Available This Month**

# Spokane Police Department

## Accountability Information Management

This monthly report is produced by the Operations Analysis & Planning Unit of the Spokane Police Department. Any questions or comments should be directed to Carly Cortright, 1100 W. Mallon Ave, Spokane, WA 99260 or [ccortright@spokanepolice.org](mailto:ccortright@spokanepolice.org).



### Disclaimer

The Records Unit and Property and Evidence Unit of the Spokane Police Department provide service to outside agencies as part of their core job responsibilities. As such, their performance measures should not be viewed as pertaining to activity occurring solely within City of Spokane limits.

Various methods of reporting are used to compile the performance measures in this report. Reporting is based on known data at the time of publication; data may be subject to change if additional information becomes available.

**SERVICE PRIDE DEDICATION**